Committee of the Whole
Agenda

December 5, 2025

10:00 a.m.

Council Chambers - Grey County Administration Building

Pages

1. **Call to Order**
2. **Declaration of Interest**
3. **Items For Direction and Discussion**

   3.a 2026 Draft Budget Documents (Operating and Capital) 2

   Link to Electronic Version of 2026 Budget (Openbook)

   3.a.1 FR-BFC-24-25 2026 Draft Budget (for reference only)

   Link to FR-BFC-24-25 2026 Draft Budget

   3.a.2 2026 Reserve Continuity

   2026 Budget Reserve Continuity

   3.a.3 Transportation Capital Maps

   Map - 3 Year Capital

   Map - 10 Year Capital

4. **Closed Meeting Matters (may be required)**

   That the Committee of the Whole does now go into closed session pursuant to Section 239 (2)(d) of the Municipal Act, 2001, as amended, to discuss:

   i. **labour relations or employee negotiations (union negotiations)**

5. **Other Business**
6. **Adjournment**

2026-2027

Budget Detailed Package

Grey County

Colour It Your Way

DRAFT

Contact communications@grey.ca to discuss an alternative version of this information that is more accessible for you.

Table of Contents

County Council . . . 8
Organizational Structure . . . 9
Grey County at a Glance . . . 11
Summary Budget Analysis By Function (Net Dollars) . . . 13
Detail Budget Analysis by Department - 2026 Budget Compared to 2025 Budget . . . 14
Detail Budget Analysis by Department - 2026 Budget Compared to 2027 Projection . . . 17
2026 Projection Compared to 2026 Budget . . . 20
Tax Levy Impact . . . 21
Staffing Requests . . . 23
- 2026 Mechanic . . . 24
- 2027 Mechanic . . . 27
- Business / Data Analyst . . . 30
- Climate Change Coordinator . . . 32
- Float Duty Supervisor . . . 35
- Law Clerk . . . 37
- LTC Data Analyst Student . . . 40
- Manager of Facilities . . . 42
- Manager of Performance and Culture . . . 44
- Summer Student - Clerks Department . . . 46
- Summer Student - Communications . . . 48
- Summer Student - Finance . . . 49

Level of Service Change . . . 50
- Rockwood Terrace - Level of Service Change . . . 51

Corporate Services . . . 53
- Corporate Services Summary . . . 54
  - Corporate Services Net Department Requirement Summary . . . 56
  - Administration . . . 58
    - Administration Operating Summary . . . 61
    - Administration Capital Summary . . . 65
    - Administration Capital Projects - Total Expenditures . . . 67
  - Assessment . . . 69
    - Assessment Operating . . . 70
  - Climate Change . . . 71
    - Climate Change Operating Summary . . . 72
    - Climate Change Capital Summary . . . 74
    - Climate Change Capital Projects - Total Expenditures . . . 75

Council . . . 76
Council Operating Summary . . . 77
Court Security . . . 79
Court Security - Operating . . . 80
Information Services . . . 81
Information Services Operating . . . 82
County Property . . . 84
County Property - Administration Building Operating Summary . . . 85
County Property - Morrison Building (G & B House) . . . 88
County Property - Administration Building Capital Summary . . . 89
County Property - Administration Building Expansion and Renovations Capital Summary . . . 90
County Property Capital Projects - Total Expenditures . . . 91
Provincial Offences . . . 93
Provincial Offences Operation Summary 1 . . . 94
Tax and Other . . . 97
Tax and Other . . . 98
WSIB (Worker's Compensation) and Weekly Indemnity (Short-Term Disability) . . . 99
WSIB Operating Summary . . . 100
Weekly Indemnity (Short Term Disability) Operating Summary . . . 102
Health Unit, Health Care and Education Funding . . . 103
Grey Bruce Health Unit . . . 104
Health Care Initiatives Funding . . . 105
Planning and Community Development . . . 106
Planning and Community Development . . . 107
Planning and Community Development Department Requirement Summary . . . 109
Planning . . . 112
Planning Summary . . . 113
Planning Department - General Operating . . . 116
Planning Department - Civic Addressing Operating . . . 119
Planning Department - General Capital . . . 121
Planning Department - Capital Age Friendly Community Strategy Capital Summary . . . 122
Planning Department - Housing Action Plan Capital Summaryal Summary . . . 123
Planning Department - Archeological Management Plan Capital Summary . . . 124
Planning Capital Projects - Total Expenditures . . . 125
Agriculture and Forestry and Trails . . . 126
Agriculture, Forestry and Trails Net Requirement Summary . . . 128
Forestry and Trails Operating . . . 130
Agriculture Operating . . . 132
Forestry and Trails Projects - Total Expenditures . . . 133

Forestry and Trails General Capital Summary . . . 134
CP Rail Trail Capital - Land Survey Project . . . 135
Economic Development, Tourism and Culture . . . 136
Economic Development and Tourism General . . . 137
Economic Development, Tourism and Culture Net Department Requirement Summary . . . 139
Economic Development and Tourism Summary . . . 142
Local Immigration Partnership . . . 145
General Capital . . . 147
Economic Development Grey Roots Capital Projects - Total Expenditures . . . 148
Business Enterprise Centre . . . 149
Business Enterprise Summary . . . 150
Sydenham Campus . . . 152
Sydenham Campus Operating . . . 153
Sydenham Campus Capital . . . 156
Grey Roots . . . 157
Grey Roots Operating . . . 159
Grey Roots Capital . . . 164
Grey Roots Capital Projects List - Total Expenditures . . . 165
Community Transportation . . . 168
Community Transportation Operating . . . 169
Human Services . . . 171
Human Services Summary . . . 172
Human Services Net Department Requirement Summary . . . 174
Social Services . . . 176
Social Services - Net Department Requirement Summary . . . 177
Ontario Works . . . 180
Social Assistance - Ontario Works Operating . . . 181
Ontario Works . . . 183
Ontario Works Administration Capital . . . 186
Early Learning and Child Care . . . 187
Licensed Home Child Care . . . 189
Early Learning and Childcare Administration . . . 191
Early Learning and Child Care Local Priorities . . . 194
Canada Wide Early Learning and Childcare Funding (CWELCC) . . . 196
Early Learning and Child Care Planning & Data Analysis . . . 198
EarlyON . . . 200
Indigenous-Led . . . 203
Early Learning and Child Care Capital . . . 204
County Social Initiatives . . . 205

County Social Initiatives . . . 206
Social Services Capital . . . 207
Social Services Capital Projects List - Total Expenditures . . . 208
Housing . . . 209
Housing Net Department Requirement Summary . . . 213
Housing - Administration . . . 216
Total Property Recurring . . . 219
14th Street Supportive Housing . . . 223
Rent Supplement Summary Totals . . . 226
Investment in Affordable Housing . . . 227
Rent & Supportive . . . 228
Revolving Home Ownership Program . . . 229
Canada-Ontario Housing Benefit . . . 230
Non Profit Housing . . . 231
Non Profit Housing - Details . . . 232
CM - COCHI Summary . . . 233
Ontario Priorities Initiative Summary (OPHI) . . . 234
Indigenous Housing Support Program . . . 235
Homelessness Prevention Program (HPP) . . . 236
Housing Summary Capital . . . 239
Affordable Housing - Capital Summary . . . 241
Housing Capital Projects List . . . 242
Long Term Care . . . 257
Long Term Care Net Department Requirement Summary . . . 261
Long Term Care Administration . . . 262
Long Term Care Administration . . . 263
Grey Gables . . . 265
Grey Gables Net Department Requirement Summary . . . 266
General Revenue . . . 268
Other Accommodation Summary . . . 269
Raw Food - Dietary Operating . . . 272
Lower Level - Tenant Area . . . 273
Nursing & Personal Care Operating . . . 274
Programs Summary . . . 277
Increased Staffing Supplement Summary . . . 279
Allied Health Professional Staffing Supplement . . . 281
Supporting Professional Growth Staffing Supplement . . . 283
Behavioral Support Transition Unit (BSTU) . . . 285
OA-IPAC Summary . . . 287

Capital Summary . . . 289
Capital Projects List . . . 291
Lee Manor . . . 293
Lee Manor Net Department Requirement Summary . . . 294
General Revenue Operating . . . 296
Other Accommodation Summary . . . 297
Raw Food - Dietary Operating . . . 300
Nursing & Personal Care Operating . . . 301
Programs & Support Services Summary . . . 304
Increased Staffing Supplement Summary . . . 306
Allied Health Professional Staffing Supplement . . . 308
Supporting Professional Growth Staffing Supplement . . . 310
OA-IPAC Summary . . . 312
Capital Summary . . . 314
Capital Projects List . . . 315
Rockwood Terrace . . . 318
Rockwood Terrace Net Department Requirement Summary . . . 319
General Revenue Operating . . . 321
Other Accommodation Summary 1 . . . 322
Raw Food - Dietary Operating . . . 326
Nursing & Personal Care Operating . . . 327
Programs & Support Services Summary . . . 330
Increased Staffing Supplement Summary . . . 332
Allied Health Professional Staffing Supplement . . . 334
Supporting Professional Growth Staffing Supplement . . . 336
OA-IPAC Summary . . . 338
Capital Summary . . . 340
Capital Projects List . . . 341
Long Term Care Redevlopment . . . 342
Long Term Care Redevelopment Net Department Requirement Summary 1 . . . 343
Long Term Care Development Capital Summary . . . 344
Capital Projects List . . . 346
Paramedic Services . . . 347
Paramedic Services Net Department Requirement Summary . . . 351
Paramedic Services General . . . 354
Paramedic Services Administration Summary . . . 356
Paramedic Services Public Access Defib Program . . . 359
Paramedic Services Community Paramedicine Long Term Care . . . 360
Paramedic Services SOS Program . . . 362

Paramedic Services PTSD Peer Support . . . 365
Paramedic Services Vehicle Operations . . . 367
Paramedic Services Stations Summary . . . 369
Paramedic Services Other Administration . . . 371
Paramedic Services Capital Summary . . . 372
Paramedic Services Capital Projects List . . . 374
Transportation Services . . . 376
Transportation Services . . . 377
Transportation Services Net Department Requirement Summary . . . 379
Facilities, Depots and Domes . . . 382
Facilities, Depots and Domes - Operating . . . 383
Facilities, Depots & Domes Capital Summary . . . 385
Facilities, Depots & Domes Capital Projects List . . . 387
Machinery & Equipment . . . 393
Machinery, Equipment & Stock - Operating . . . 394
Machinery & Equipment Capital Summary . . . 397
Machinery & Equipment Capital Projects List . . . 398
Ordinary Maintenance . . . 399
Ordinary Maintenance - Operating . . . 400
Supervision, Overhead & Administrative Summary . . . 402
Supervision, Overhead & Administrative - Operating . . . 403
Winter Maintenance . . . 407
Winter Maintenance - Operating . . . 408
Major Road and Bridge Construction . . . 410
Major Road and Bridge Construction Capital Summary . . . 411
Major Road and Bridge Construction Capital Projects List . . . 414

2023-2026 Grey County Council

Scott Mackey
Chatsworth

Terry McKay
Chatsworth

Sue Carelton
Georgian Bluffs

Grant Pringle
Georgian Bluffs

Paul McQueen
Grey Highlands

Dane Nielsen
Grey Highlands

Sue Paterson
Hanover

Warren Dickert
Hanover

Ross Kentner
Meaford

Shirley Keaveney
Meaford

Ian Boddy
Owen Sound

Scott Grieg
Owen Sound

Brian Milne
Southgate

Barbara Dobreen
Southgate

Andrea Matrosovs
The Blue Mountains

Peter Bordignon
The Blue Mountains

Kevin Eccles
West Grey

Tom Hutchinson
West Grey

Organizational Structure

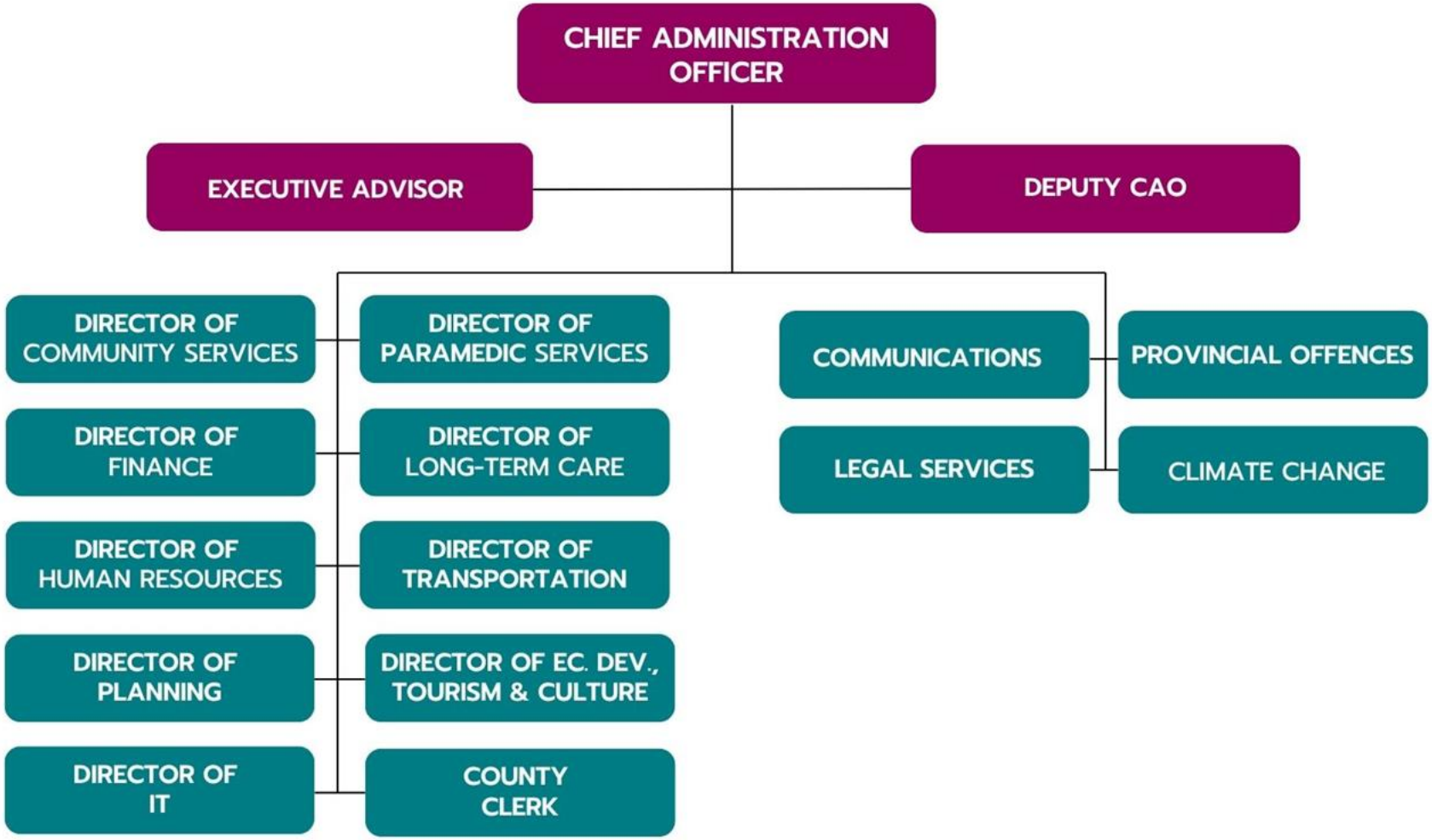

Under the leadership of the CAO, Grey County provides services to the community including:

- Community Services (housing, social assistance, emergency shelter, licensed child care, EarlyON)

- Finance
- Human Resources
- Emergency Management Services
- Long-Term Care (Grey Gables, Lee Manor, Rockwood Terrace)
- Communications
- Clerk and Council Services
- Information Technology
- Planning (land-use planning, strategic planning, ecology, County forests and trails)
- Transportation Services (roads, construction, maintenance)
- Provincial Offences
- Community Transportation
- Climate Action
- Economic Development, Tourism and Culture (Grey Rood Museum & Archives, Sydenham Campus, Business Enterprise Centre)
- Legal Services

Grey County at a Glance

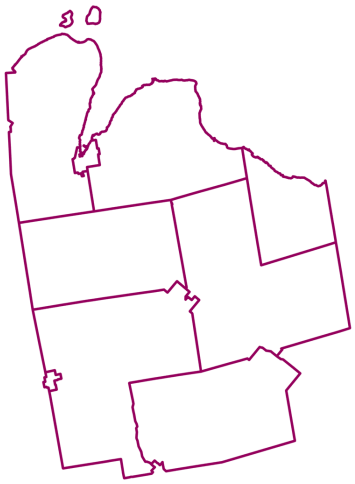

Size: 4,508 km² (3rd largest county by area in Ontario)

Population: 100,905*

Average Age: 45.9*

Primary Residences: 42,310*

Regional Unemployment: 4.3% **

Living Wage: $24.60***

*Source: 2021 Census

** Source: Four County Labour Market Planning Board October 2025

*** Source: Ontario Living Wage Network

Municipalities

Grey County is comprised of nine member municipalities: The Township of Chatsworth, City of Owen Sound, Township of Southgate, Town of Hanover, Town of The Blue Mountains, Municipality of West Grey, Municipality of Meaford, Township of Georgian Bluffs, and the Municipality of Grey Highlands.

Budget Analysis By Function (Net Dollars)

2025 Budget Compared to 2026 Budget

	Fund								
	2025 Budget			2026 Budget			2026 vs 2025 Budget		
		1 - Operating Fund	2 - Capital Fund		1 - Operating Fund	2 - Capital Fund		1 - Operating Fund	2 - Capital Fund
Corporate Services	**$14,344,200**	$13,254,500	$1,089,700	**$14,791,000**	$13,697,800	$1,093,200	**$446,800**	$443,300	$3,500
Human Services	**$33,706,800**	$28,379,800	$5,327,000	**$36,348,000**	$30,645,300	$5,702,700	**$2,641,200**	$2,265,500	$375,700
Planning and Community Development	**$5,338,800**	$4,979,600	$359,200	**$5,845,300**	$5,468,900	$376,400	**$506,500**	$489,300	$17,200
Transportation Services	**$24,973,000**	$13,663,600	$11,309,400	**$28,486,100**	$14,753,200	$13,732,900	**$3,513,100**	$1,089,600	$2,423,500
Grand Total	**$78,362,800**	**$60,277,500**	**$18,085,300**	**$85,470,400**	**$64,565,200**	**$20,905,200**	**$7,107,600**	**$4,287,700**	**$2,819,900**

2026 Budget Compared to 2027 Projection

	Fund								
	2026 Budget			2027 Projection			2027 vs 2026 Budget		
		1 - Operating Fund	2 - Capital Fund		1 - Operating Fund	2 - Capital Fund		1 - Operating Fund	2 - Capital Fund
Corporate Services	**$14,791,000**	$13,697,800	$1,093,200	**$15,832,500**	$14,699,300	$1,133,200	**$1,041,500**	$1,001,500	$40,000
Human Services	**$36,348,000**	$30,645,300	$5,702,700	**$39,407,800**	$32,923,800	$6,484,000	**$3,059,800**	$2,278,500	$781,300
Planning and Community Development	**$5,845,300**	$5,468,900	$376,400	**$6,203,000**	$5,811,400	$391,600	**$357,700**	$342,500	$15,200
Transportation Services	**$28,486,100**	$14,753,200	$13,732,900	**$30,950,800**	$15,512,800	$15,438,000	**$2,464,700**	$759,600	$1,705,100
Grand Total	**$85,470,400**	**$64,565,200**	**$20,905,200**	**$92,394,100**	**$68,947,300**	**$23,446,800**	**$6,923,700**	**$4,382,100**	**$2,541,600**

Detail Budget Analysis by Department - 2026 Budget Compared to 2025 Budget

Corporate Services

	Fund								
	2025 Budget			2026 Budget			2026 vs 2025 Budget		
		1 - Operating Fund	2 - Capital Fund		1 - Operating Fund	2 - Capital Fund		1 - Operating Fund	2 - Capital Fund
Corporate Services	**12,416,300**	11,326,600	1,089,700	**12,847,600**	11,754,400	1,093,200	**431,300**	427,800	3,500
Administration Summary	8,962,400	8,709,200	253,200	9,515,100	9,259,200	255,900	552,700	550,000	2,700
Assessment Services MPAC	1,984,200	1,984,200	0	2,070,600	2,070,600	0	86,400	86,400	0
Climate Change	427,900	346,900	81,000	387,500	315,500	72,000	(40,400)	(31,400)	(9,000)
Council	949,900	949,900	0	997,500	997,500	0	47,600	47,600	0
Court Security	250,000	250,000	0	400,000	400,000	0	150,000	150,000	0
Information Services	0	0	0	0	0	0	0	0	0
Property	1,064,200	308,700	755,500	1,102,500	337,200	765,300	38,300	28,500	9,800
Provincial Offences	(91,600)	(91,600)	0	(107,100)	(107,100)	0	(15,500)	(15,500)	0
Tax and Other	(1,130,700)	(1,130,700)	0	(1,518,500)	(1,518,500)	0	(387,800)	(387,800)	0
Workers Comp & Weekly Indem. Self Ins	0	0	0	0	0	0	0	0	0
Health, Health Care and Education Funding	**1,927,900**	1,927,900	0	**1,943,400**	1,943,400	0	**15,500**	15,500	0
Health Unit	1,718,400	1,718,400	0	1,743,400	1,743,400	0	25,000	25,000	0
Hospital Grants & Health Care Funding	209,500	209,500	0	200,000	200,000	0	(9,500)	(9,500)	0
Grand Total	**14,344,200**	**13,254,500**	**1,089,700**	**14,791,000**	**13,697,800**	**1,093,200**	**446,800**	**443,300**	**3,500**

Planning and Community Development

	Fund								
	2025 Budget			2026 Budget			2026 vs 2025 Budget		
		1 - Operating Fund	2 - Capital Fund		1 - Operating Fund	2 - Capital Fund		1 - Operating Fund	2 - Capital Fund
Agriculture	**186,100**	186,100	0	**191,200**	191,200	0	**5,100**	5,100	0

	Fund								
	2025 Budget			2026 Budget			2026 vs 2025 Budget		
		1 - Operating Fund	2 - Capital Fund		1 - Operating Fund	2 - Capital Fund		1 - Operating Fund	2 - Capital Fund
Economic Development and Tourism	**3,593,200**	3,372,700	220,500	**3,896,200**	3,661,200	235,000	**303,000**	288,500	14,500
Forestry and Trails	**346,500**	232,100	114,400	**471,900**	355,200	116,700	**125,400**	123,100	2,300
Planning	**1,213,000**	1,188,700	24,300	**1,286,000**	1,261,300	24,700	**73,000**	72,600	400
Grand Total	**5,338,800**	**4,979,600**	**359,200**	**5,845,300**	**5,468,900**	**376,400**	**506,500**	**489,300**	**17,200**

Human Services

	Fund								
	2025 Budget			2026 Budget			2026 vs 2025 Budget		
		1 - Operating Fund	2 - Capital Fund		1 - Operating Fund	2 - Capital Fund		1 - Operating Fund	2 - Capital Fund
Housing	**9,226,100**	7,321,900	1,904,200	**9,737,200**	7,631,100	2,106,100	**511,100**	309,200	201,900
Long Term Care	**10,826,400**	7,602,200	3,224,200	**11,500,600**	8,253,200	3,247,400	**674,200**	651,000	23,200
Grey Gables	2,278,900	1,995,900	283,000	2,597,100	2,304,200	292,900	318,200	308,300	9,900
Lee Manor	3,208,100	2,987,400	220,700	3,345,500	3,117,100	228,400	137,400	129,700	7,700
Long Term Care Administration	0	0		0	0		0	0	
Rockwood Terrace	2,778,400	2,618,900	159,500	2,997,000	2,831,900	165,100	218,600	213,000	5,600
Rockwood Terrace Redevelopment	2,561,000		2,561,000	2,561,000		2,561,000	0		0
Paramedic Services	**9,934,600**	9,736,000	198,600	**11,254,700**	10,905,500	349,200	**1,320,100**	1,169,500	150,600
Social Services	**3,719,700**	3,719,700	0	**3,855,500**	3,855,500	0	**135,800**	135,800	0
County Social Initiatives	293,400	293,400		293,400	293,400		0	0	
Early Leaning and Child Care	1,265,000	1,265,000	0	1,277,400	1,277,400	0	12,400	12,400	0
Ontario Works	2,161,300	2,161,300	0	2,284,700	2,284,700	0	123,400	123,400	0
Grand Total	**33,706,800**	**28,379,800**	**5,327,000**	**36,348,000**	**30,645,300**	**5,702,700**	**2,641,200**	**2,265,500**	**375,700**

Transportation Services

	Fund								
	2025 Budget			2026 Budget			2026 vs 2025 Budget		
		1 - Operating Fund	2 - Capital Fund		1 - Operating Fund	2 - Capital Fund		1 - Operating Fund	2 - Capital Fund
Facilities, Depots and Domes	**638,100**	251,600	386,500	**720,900**	323,200	397,700	**82,800**	71,600	11,200
Machinery & Equipment Summary	**206,800**	206,800	0	**368,700**	368,700	0	**161,900**	161,900	0
Major Road and Bridge Construction Summary	**10,922,900**		10,922,900	**13,335,200**		13,335,200	**2,412,300**		2,412,300
Ordinary Maintenance	**4,044,600**	4,044,600		**4,307,900**	4,307,900		**263,300**	263,300	
Supervision, Overhead and Administrative Summary	**3,486,200**	3,486,200		**3,482,200**	3,482,200		**(4,000)**	(4,000)	
Winter Maintenance	**5,674,400**	5,674,400		**6,271,200**	6,271,200		**596,800**	596,800	
Grand Total	**24,973,000**	**13,663,600**	**11,309,400**	**28,486,100**	**14,753,200**	**13,732,900**	**3,513,100**	**1,089,600**	**2,423,500**

Grey County Summary

	Fund								
	2025 Budget			2026 Budget			2026 vs 2025 Budget		
		1 - Operating Fund	2 - Capital Fund		1 - Operating Fund	2 - Capital Fund		1 - Operating Fund	2 - Capital Fund
Corporate Services	**14,344,200**	13,254,500	1,089,700	**14,791,000**	13,697,800	1,093,200	**446,800**	443,300	3,500
Human Services	**33,706,800**	28,379,800	5,327,000	**36,348,000**	30,645,300	5,702,700	**2,641,200**	2,265,500	375,700
Planning and Community Development	**5,338,800**	4,979,600	359,200	**5,845,300**	5,468,900	376,400	**506,500**	489,300	17,200
Transportation Services	**24,973,000**	13,663,600	11,309,400	**28,486,100**	14,753,200	13,732,900	**3,513,100**	1,089,600	2,423,500
Grand Total	**78,362,800**	**60,277,500**	**18,085,300**	**85,470,400**	**64,565,200**	**20,905,200**	**7,107,600**	**4,287,700**	**2,819,900**

2026 BudgetDetail Budget Analysis by Department - 2026 Budget Compared to 2027 Projection

Corporate Services

	Fund								
	2026 Budget			2027 Projection			2027 vs 2026 Budget		
		1 - Operating Fund	2 - Capital Fund		1 - Operating Fund	2 - Capital Fund		1 - Operating Fund	2 - Capital Fund
Corporate Services	**12,847,600**	11,754,400	1,093,200	**13,860,900**	12,727,700	1,133,200	**1,013,300**	973,300	40,000
Administration Summary	9,515,100	9,259,200	255,900	10,251,000	9,979,900	271,100	735,900	720,700	15,200
Assessment Services MPAC	2,070,600	2,070,600	0	2,141,000	2,141,000	0	70,400	70,400	0
Climate Change	387,500	315,500	72,000	425,900	337,900	88,000	38,400	22,400	16,000
Council	997,500	997,500	0	1,063,700	1,063,700	0	66,200	66,200	0
Court Security	400,000	400,000	0	420,000	420,000	0	20,000	20,000	0
Information Services	0	0	0	0	0	0	0	0	0
Property	1,102,500	337,200	765,300	1,132,300	358,200	774,100	29,800	21,000	8,800
Provincial Offences	(107,100)	(107,100)	0	(54,500)	(54,500)	0	52,600	52,600	0
Tax and Other	(1,518,500)	(1,518,500)	0	(1,518,500)	(1,518,500)	0	0	0	0
Workers Comp & Weekly Indem. Self Ins	0	0	0	0	0	0	0	0	0
Health, Health Care and Education Funding	**1,943,400**	1,943,400	0	**1,971,600**	1,971,600	0	**28,200**	28,200	0
Health Unit	1,743,400	1,743,400	0	1,771,600	1,771,600	0	28,200	28,200	0
Hospital Grants & Health Care Funding	200,000	200,000	0	200,000	200,000	0	0	0	0
Grand Total	**14,791,000**	**13,697,800**	**1,093,200**	**15,832,500**	**14,699,300**	**1,133,200**	**1,041,500**	**1,001,500**	**40,000**

	Fund								
	2026 Budget			2027 Projection			2027 vs 2026 Budget		
		1 - Operating Fund	2 - Capital Fund		1 - Operating Fund	2 - Capital Fund		1 - Operating Fund	2 - Capital Fund
Agriculture	**191,200**	191,200	0	**194,900**	194,900	0	**3,700**	3,700	0
Economic Development and Tourism	**3,896,200**	3,661,200	235,000	**4,156,300**	3,908,600	247,700	**260,100**	247,400	12,700
Forestry and Trails	**471,900**	355,200	116,700	**475,400**	356,400	119,000	**3,500**	1,200	2,300
Planning	**1,286,000**	1,261,300	24,700	**1,376,400**	1,351,500	24,900	**90,400**	90,200	200
Grand Total	**5,845,300**	**5,468,900**	**376,400**	**6,203,000**	**5,811,400**	**391,600**	**357,700**	**342,500**	**15,200**

Human Services

	Fund								
	2026 Budget			2027 Projection			2027 vs 2026 Budget		
		1 - Operating Fund	2 - Capital Fund		1 - Operating Fund	2 - Capital Fund		1 - Operating Fund	2 - Capital Fund
Housing	**9,737,200**	7,631,100	2,106,100	**10,570,800**	8,067,800	2,503,000	**833,600**	436,700	396,900
Long Term Care	**11,500,600**	8,253,200	3,247,400	**12,689,100**	9,372,200	3,316,900	**1,188,500**	1,119,000	69,500
Grey Gables	2,597,100	2,304,200	292,900	2,808,500	2,506,800	301,700	211,400	202,600	8,800
Lee Manor	3,345,500	3,117,100	228,400	3,686,700	3,450,300	236,400	341,200	333,200	8,000
Long Term Care Administration	0	0	0	0	0	0	0	0	0
Rockwood Terrace	2,997,000	2,831,900	165,100	3,632,900	3,415,100	217,800	635,900	583,200	52,700
Rockwood Terrace Redevelopment	2,561,000	0	2,561,000	2,561,000	0	2,561,000	0	0	0
Paramedic Services	**11,254,700**	10,905,500	349,200	**12,124,500**	11,460,400	664,100	**869,800**	554,900	314,900
Social Services	**3,855,500**	3,855,500	0	**4,023,400**	4,023,400	0	**167,900**	167,900	0
County Social Initiatives	293,400	293,400	0	293,400	293,400	0	0	0	0
Early Leaning and Child Care	1,277,400	1,277,400	0	1,343,100	1,343,100	0	65,700	65,700	0
Ontario Works	2,284,700	2,284,700	0	2,386,900	2,386,900	0	102,200	102,200	0
Grand Total	**36,348,000**	**30,645,300**	**5,702,700**	**39,407,800**	**32,923,800**	**6,484,000**	**3,059,800**	**2,278,500**	**781,300**

Transportation Services

	Fund								
	2026 Budget			2027 Projection			2027 vs 2026 Budget		
		1 - Operating Fund	2 - Capital Fund		1 - Operating Fund	2 - Capital Fund		1 - Operating Fund	2 - Capital Fund
Facilities, Depots and Domes	**$720,900**	$323,200	$397,700	**$714,200**	$305,100	$409,100	**($6,700)**	($18,100)	$11,400
Machinery & Equipment Summary	**$368,700**	$368,700	$0	**$622,400**	$622,400	$0	**$253,700**	$253,700	$0
Major Road and Bridge Construction Summary	**$13,335,200**	0	$13,335,200	**$15,028,900**	0	$15,028,900	**$1,693,700**	0	$1,693,700
Ordinary Maintenance	**$4,307,900**	$4,307,900	0	**$4,434,100**	$4,434,100	0	**$126,200**	$126,200	0
Supervision, Overhead and Administrative Summary	**$3,482,200**	$3,482,200	0	**$3,676,600**	$3,676,600	0	**$194,400**	$194,400	0
Winter Maintenance	**$6,271,200**	$6,271,200	0	**$6,474,600**	$6,474,600	0	**$203,400**	$203,400	0
Grand Total	**$28,486,100**	**$14,753,200**	**$13,732,900**	**$30,950,800**	**$15,512,800**	**$15,438,000**	**$2,464,700**	**$759,600**	**$1,705,100**

Grey County Summary

	Fund								
	2026 Budget			2027 Projection			2027 vs 2026 Budget		
		1 - Operating Fund	2 - Capital Fund		1 - Operating Fund	2 - Capital Fund		1 - Operating Fund	2 - Capital Fund
Corporate Services	**$14,791,000**	$13,697,800	$1,093,200	**$15,832,500**	$14,699,300	$1,133,200	**$1,041,500**	$1,001,500	$40,000
Human Services	**$36,348,000**	$30,645,300	$5,702,700	**$39,407,800**	$32,923,800	$6,484,000	**$3,059,800**	$2,278,500	$781,300
Planning and Community Development	**$5,845,300**	$5,468,900	$376,400	**$6,203,000**	$5,811,400	$391,600	**$357,700**	$342,500	$15,200
Transportation Services	**$28,486,100**	$14,753,200	$13,732,900	**$30,950,800**	$15,512,800	$15,438,000	**$2,464,700**	$759,600	$1,705,100
Grand Total	**$85,470,400**	**$64,565,200**	**$20,905,200**	**$92,394,100**	**$68,947,300**	**$23,446,800**	**$6,923,700**	**$4,382,100**	**$2,541,600**

2026 Projection Compared to 2026 Budget

The 2025 budget was the first year Grey County prepared a projection for the following year; this projection estimated a net levy for 2026 of $83,305,900. The 2026 budget has net levy of $85,437,400, which is an increase of $2,131,500 over the projection.

The following table lists the significant changes from the projection.

Description	2026 Projection	2026 Budget	Difference	% Change to 2026 Projection
Tax Levy to be Raised	$83,305,900	$85,470,400	$2,164,500	2.60%
Roads Exchange	$1,240,900		($1,240,900)	-1.49%
Staffing Requests	$339,700		($339,700)	-0.41%
Labour Relations	$958,000		($958,000)	-1.15%
Court Security	$150,000		($150,000)	-0.18%
Community Transportation	$145,000		($145,000)	-0.17%
Supplemental Taxation Revenue	($321,100)		$321,100	0.39%
Provincial Funding Changes	($372,300)		$372,300	0.45%
Tax Levy with Significant Changes	$85,446,100	$85,470,400	$24,300	0.04%

Tax Levy Impact

The 2026 budget will result in an increase in the County portion of the residential property owner's taxes of $27.90 per $100,000 of assessment. The average single detached home not on municipal water in Grey County is assessed at $296,000 and will have an estimated annual increase of $82.58. In 2026, the estimated 1% increase in the residential tax rate is $801,200.

Net Levy Requirement 2026

	2025 Budget	2026 Budget	2026 vs 2025 Budget
Corporate Services	$14,344,200	$14,791,000	$446,800
Human Services	$33,706,800	$36,348,000	$2,641,200
Planning and Community Development	$5,338,800	$5,845,300	$506,500
Transportation Services	$24,973,000	$28,486,100	$3,513,100
Grand Total	**$78,362,800**	**$85,470,400**	**$7,107,600**

Estimated Tax Levy Impact 2026

Funding Required	$7,107,600
Less: Estimated New Assessment Growth	($1,880,300)
Add: Estimated Decrease in Multi-residential Tax Ratio	$124,000
Additional Funding to be Raised from Taxation	$5,351,300
2026 Budgetary Increase over the 2025 Approved Budget	6.68%

Net Levy Requirement 2027

In 2027, the estimated 1% increase in the residential tax rate is $854,400.

	2026 Budget	2027 Projection	2027 vs 2026 Budget
Corporate Services	$14,791,000	$15,832,500	$1,041,500
Human Services	$36,348,000	$39,407,800	$3,059,800
Planning and Community Development	$5,845,300	$6,203,000	$357,700
Transportation Services	$28,486,100	$30,950,800	$2,464,700
Grand Total	**$85,470,400**	**$92,394,100**	**$6,923,700**

Projected Tax Levy Impact 2027

Funding Required	$6,923,7000
Less: Estimated New Assessment Growth	($1,400,000)
Additional Funding to be Raised from Taxation	$5,523,700
2027 Projected Budget Increase over the 2026 Draft Budget	6.36%

Staffing Requests

Staff presented report CAOR-BFC-14-25 on staffing requests at the September 24, 2025 budget and finance committee meeting. The following link will take you to the report - CAOR-BFC-14-25

The list below is a summary of the positions presented and approved to be incorporated into the draft 2026 and proposed 2027 budgets for council's consideration and direction.

The following pages will provide more detailed information on each request.

	2026	2027
2026 Mechanic	$89,200	$118,900
2027 Mechanic	$0	$92,400
Business / Data Analyst	$0	$107,100
Climate Change Coordinator	$92,300	$121,800
Float Duty Supervisor	$34,600	$38,500
Law Clerk	$91,200	$126,600
LTC Data Analyst Student	$16,200	$16,400
Manager of Facilities	$0	$124,400
Manager of Performance and Culture	$0	$126,100
Summer Student - Clerks Department	$16,200	$16,400
Summer Student - Communications	$0	$16,400
Summer Student - Finance	$0	$16,400
Grand Total	**$339,700**	**$921,400**

2026 Mechanic

Description

Due to increasing contract demands and a growing volume of work, Grey County's current mechanic team is struggling to keep up with the volume and complexity of maintenance and repair requests. The workload has surpassed the capacity of existing staff, which is causing delays in response times, potential quality issues, and an increase in overtime costs. Hiring an additional full-time mechanic will allow Transportation Services (TS) to increase preventative maintenance, reduce downtime, maintain high service quality, reduce overtime, and stay compliant with service agreements and provincial regulations. Working out of the Ayton Depot, local service will be provided in southern Grey County, effectively reducing time and costs associated with transporting vehicles to the Chatsworth Depot.

A second mechanic is proposed to be added in 2027 to support the continued growth in fleet.

Justification

Benefits and Opportunities:

- Increased Efficiency: workloads can be divided effectively, reducing bottlenecks and ensuring tasks are completed on schedule
- Increased Employee Satisfaction and Retention: a reduced workload on the current mechanic team is expected to decrease employee burnout, leading to higher job satisfaction and retention rates
- Improved Service Quality: with fewer urgent tasks assigned to each employee, mechanics will be able to focus on the quality of their work and ensure compliance for commercial vehicle standards. This is especially relevant when dealing with complex Provincial technical specifications associated with ambulances
- Cost Savings: the County can save on labour costs by reducing overtime pay and minimizing delays
- Dedicated Apprenticeship Program: an additional mechanic will improve the attention provided to this program
- Informed Succession Planning: another mechanic will inform appropriate succession planning associated with an aging workforce

Current Risks and Challenges:

The County's team is currently composed of:
- 1 Fleet Supervisor
- 2 Shop Supervisors
- 3 Mechanics
- 1 Apprentice

This team is tasked with maintenance, repairs, and regular servicing of Transportation's Fleet consisting of:
- 23 Tandems

- 30 Pickup Trucks
- 26 pieces of heavy equipment

Additionally, the team is responsible for repairing and servicing Paramedic Services' growing fleet of ambulances, including stretchers, 'power-load' systems and oxygen. It is important to note that Paramedic Service vehicles require an average of 6-10 inspections per year. In 2023 there were 24 fleet vehicles in paramedics, and by 2027, there will be 30.

Mechanics are also tasked with the repair and service of 6 patient-transfer vehicles belonging to Brightshores.

Altogether, this means 19 vehicles are being assigned per 1 staff member. With added pressure of maintenance agreements outside of Transportation Services' fleet, the mechanic team has become increasingly stretched. This has resulted in:

- Employee Burnout
- Reduction of Efficiencies and Morale
- Shift from Preventative to Reactive Maintenance for Transportation Services vehicles and equipment
- Longer Response Times when completing repairs and services, which in turn causes downtime for crews
- Increased overtime to meet deadlines

On average, absences for mechanics are 11.8 weeks per year. This accounts for all lost time due to all factors (i.e., sick, vacation, lieu, and leaves) averaged across the team. Accrued vacation and overtime due to workload is contributing to lost time but leaves due to mental and physical health are increasing. Leaves for trade-school attendance also contributes.

Associated Costs:

- Salary and Benefits: (April 2026 start) $84,700
- Non Payroll: $4,500
- Net Levy 2026: $89,200
- Annual Cost 2027: $118,900
- Levy Increase 2027: $29,700

Please Note: A second mechanic is proposed to be added in 2027 to support the continued growth in fleet and this will be reviewed further in 2026 following on-boarding of the additional proposed mechanic in 2026. If this role is engaged, it has an additional impact of $92,400 in 2027.

Net Levy Impact

	2026	2027
61000 - Salaries and Wages	$60,300	$84,300
61003 - Overtime Wages	$3,900	$5,200

	2026	2027
61220 - CPP	$3,400	$4,800
61221 - EI	$1,200	$1,300
61222 - WSIB Premiums	$800	$1,200
61223 - OMERS	$5,500	$7,800
61224 - EHT	$1,300	$1,700
61225 - Group Benefits	$8,300	$12,000
63052 - Cellular	$1,000	$600
63702 - Equipment Costs/Rentals	$3,000	$0
64020 - Computer Support/Maintenance	$500	$0
Grand Total	**$89,200**	**$118,900**

2027 Mechanic

Description

Due to increasing contract demands and a growing volume of work, Grey County's current mechanic team is struggling to keep up with the volume and complexity of maintenance and repair requests. The workload has surpassed the capacity of existing staff, which is causing delays in response times, potential quality issues, and an increase in overtime costs. Hiring an additional full-time mechanic will allow Transportation Services (TS) to increase preventative maintenance, reduce downtime, maintain high service quality, reduce overtime, and stay compliant with service agreements and provincial regulations. Working out of the Ayton Depot, local service will be provided in southern Grey County, effectively reducing time and costs associated with transporting vehicles to the Chatsworth Depot.

Justification

Benefits and Opportunities:

- Increased Efficiency: workloads can be divided effectively, reducing bottlenecks and ensuring tasks are completed on schedule
- Increased Employee Satisfaction and Retention: a reduced workload on the current mechanic team is expected to decrease employee burnout, leading to higher job satisfaction and retention rates
- Improved Service Quality: with fewer urgent tasks assigned to each employee, mechanics will be able to focus on the quality of their work and ensure compliance for commercial vehicle standards. This is especially relevant when dealing with complex Provincial technical specifications associated with ambulances
- Cost Savings: the County can save on labour costs by reducing overtime pay and minimizing delays
- Dedicated Apprenticeship Program: an additional mechanic will improve the attention provided to this program
- Informed Succession Planning: another mechanic will inform appropriate succession planning associated with an aging workforce

Current Risks and Challenges:

The County's team is currently composed of:
- 1 Fleet Supervisor
- 2 Shop Supervisors
- 3 Mechanics
- 1 Apprentice

This team is tasked with maintenance, repairs, and regular servicing of Transportation's Fleet consisting of:
- 23 Tandems
- 30 Pickup Trucks

- 26 pieces of heavy equipment

Additionally, the team is responsible for repairing and servicing Paramedic Services' growing fleet of ambulances, including stretchers, 'power-load' systems and oxygen. It is important to note that Paramedic Service vehicles require an average of 6-10 inspections per year. In 2023 there were 24 fleet vehicles in paramedics, and by 2027, there will be 30.

Mechanics are also tasked with the repair and service of 6 patient-transfer vehicles belonging to Brightshores.

Altogether, this means 19 vehicles are being assigned per 1 staff member. With added pressure of maintenance agreements outside of Transportation Services' fleet, the mechanic team has become increasingly stretched. This has resulted in:

- Employee Burnout
- Reduction of Efficiencies and Morale
- Shift from Preventative to Reactive Maintenance for Transportation Services vehicles and equipment
- Longer Response Times when completing repairs and services, which in turn causes downtime for crews
- Increased overtime to meet deadlines

On average, absences for mechanics are 11.8 weeks per year. This accounts for all lost time due to all factors (i.e., sick, vacation, lieu, and leaves) averaged across the team. Accrued vacation and overtime due to workload is contributing to lost time but leaves due to mental and physical health are increasing. Leaves for trade-school attendance also contributes.

Associated Costs:

- Salary and Benefits: (April 2026 start) $84,700
- Non Payroll: $4,500
- Net Levy 2026: $89,200
- Annual Cost 2027: $118,900
- Levy Increase 2027: $29,700

Please Note: A second mechanic is proposed to be added in 2027 to support the continued growth in fleet and this will be reviewed further in 2026 following on-boarding of the additional proposed mechanic in 2026. If this role is engaged, it has an additional impact of $92,400 in 2027.

These costs will be offset, it is anticipated, by reduced overtime and lost time. Further, Transportation Services will be adjusting its charge out rates for Paramedic and Brightshores vehicles to increase revenue to help offset these increases.

Net Levy Impact

	2026	2027
61000 - Salaries and Wages	$0	$62,400
61003 - Overtime Wages	$0	$3,900
61220 - CPP	$0	$3,700
61221 - EI	$0	$1,200
61222 - WSIB Premiums	$0	$900
61223 - OMERS	$0	$5,400
61224 - EHT	$0	$1,300
61225 - Group Benefits	$0	$9,100
63052 - Cellular	$0	$1,000
63702 - Equipment Costs/Rentals	$0	$3,000
64020 - Computer Support/Maintenance	$0	$500
Grand Total	**$0**	**$92,400**

Business / Data Analyst

Description

Grey County collects a large amount of data through stand-alone projects and routine operations. Data can be leveraged to make informed decisions about policies, programs, and services. Proper assessment of data can ensure services are optimized and efficient, achieving intended goals, and adapting to changing technology or demographics. However, to capitalize on this potential, significant foundational work must be completed to maintain clean, secure, and reliable datasets. Further, to leverage potential Artificial Intelligence benefits, the County's data must be properly curated and documented in machine readable formats. Currently, the County does not have dedicated resources for data analysis or management. The capacity for County staff to leverage data to inform decision making is severely limited, even where ample data exists. Adding this position to the IT department will ensure datasets are properly managed and ready for analysis and AI ingestion. This position will conduct necessary analysis to support policy and service development, develop key performance indicators (KPIs) to assist assessment and refinement of routine operations, and reporting to track mandated service levels (i.e., Long-Term Care and Paramedic Services). This job title may change as staff work through the recruitment process with the human resources department.

Justification

Benefits and Opportunities:

- Proper Assessment of Existing Services and New Programs: data analysis can provide a quantitative assessment to determine, and predict, the successfulness of programs and services
- Tracking of Mandated Services: Many County programs have mandated service levels (i.e., response times, patient care, etc.), that require reporting to the Province. Data analysis will confirm the County's adherence and also determine if changes in procedures and operations will result in performance improvements
- Identify Efficiencies: Proper data assessment can improve the efficiencies of services, which in turn will reduce staff time, save money, and improve response times for resident services
- Real-Time Key Performance Indicators: department or project dashboards can be created to provide real-time KPIs to appropriate management
- Appropriate Classification and Security of Data: datasets will be curated and managed by the Business Intelligence Officer according to the County's Data Management Standards, which will ensure other users can understand the nature of the data and allow the data to be properly utilized by future AI-driven applications

Current Risks and Challenges:

To date, several departments have requested data services from IT. Staff have attempted to accommodate these requests but have had to deny some due to both a lack of resources and skillsets. While there have been considerations for outsourcing individual projects or hiring a contract position for higher priorities, staff feel the need

and opportunities for data analysis will not diminish. Without a dedicated internal position, data analysis work has become fragmented with a lack of cohesion. Staff filling other positions and roles have attempted to fill the gaps, but this causes a duplication of efforts (i.e. multiple departmental staff attempting to do the same thing with limited expertise) and have resulted in the following challenges:

- Minimal Efficiencies
- Staffing and Financial Wastes
- Difficulty tracking mandated service levels
- Limited forecasting or cost modelling
- Increased risk by keeping confidential records longer than necessary

Associated Costs:

- Salary and Benefits: $101,900
- Non-Payroll Costs: $5,200
- Net Cost (75% impact in 2027): $107,100

Net Levy Impact

	2026	2027
61000 - Salaries and Wages	$0	$76,700
61220 - CPP	$0	$4,400
61221 - EI	$0	$1,300
61222 - WSIB Premiums	$0	$1,000
61223 - OMERS	$0	$6,600
61224 - EHT	$0	$1,500
61225 - Group Benefits	$0	$10,400
63020 - Computer Support/Maintenanace	$0	$300
63041 - Computer Purchase	$0	$3,000
63060 - Office & Charting Supplies	$0	$200
63320 - Conferences	$0	$600
64020 - Computer Support/Maintenance	$0	$700
64027 - Internet Network Services	$0	$400
Grand Total	**$0**	**$107,100**

Climate Change Coordinator

Description

The work being performed by the Climate Change Initiatives department is directed by the actions in the Climate Change Action Plan, Going Green in Grey (approved by County Council in April 2022), and based on the Corporate Strategic Plan. Climate Change staff work to support the member municipalities through specialized expertise and capacity building, while also working on projects set to meet the targets within Going Green in Grey. However, the current staffing complement is not sufficient to advance the priorities in the Plan. Specifically, there is no capacity for energy management, GHG accounting, and broader corporate climate projects. Community outreach and engagement is extremely limited and set to further reduce by the end of 2026. Recruitment and retention of staff for contract positions is further fueling these concerns. A permanent Climate Change Coordinator will ensure the Going Green in Grey workplan can proceed and important targets are met. This job title may change as staff work through the recruitment process with the human resources department. This job title may change as staff work through the recruitment process with the human resources department.

Justification

Benefits and Opportunities:

- Grant Funding Potential: To date, the Climate Team has accessed $3.4million in grant funding to support Grey County projects, with $1.5million flowing directly in Grey County including over $339,000 to offset salaries. With approval of the approval of the Climate Change Coordinator, further grant opportunities can be pursued
- Improved Climate Policy and Engagement: An additional staff person will provide dedicated time to build and retain climate policies internally, while engaging with residents across the County
- Advancement of Going Green in Grey Initiatives: projects that will advance in 2026 and beyond with the creation of this position will include community outreach (i.e., Youth Climate Action Fund, Transform the Lawn, Newsletter, etc.), the Public Sector Community of Practice, Green House Gas inventorying, Climate Action Plan update, and a Corporate Green Team

Current Risks and Challenges:

County Council's approved investments to support Going Green in Grey's implementation in the 2023 budget included:

- 1 Climate Change Initiatives Manager (Permanent)

- 1 Climate Change Data and Energy Coordinator (Permanent)
- 1 Climate Change Outreach and Engagement Coordinator (Temporary; 2 year contract)

Currently, the Climate Change staffing complement is composed of:
- 1 Climate Change Initiatives Manager (Permanent)
- 1 Hybrid Climate Change Coordinator with Adaptation focus (until end of 2026; 75% grant funded)
- 1 Future Ready Project Coordinator (2 year-contract until July 2027; fully grant-funded and shared with Dufferin and Wellington)

Without a permanent Climate Coordinator, there will be a greater reduction of service levels beyond what occurred in 2025. Consultants, without staff capacity to oversee them, cannot provide locally grounded expertise to ensure climate programs and policies meet the needs of Grey County. Further, the use of consultants does not allow Grey County to build internal expertise that can be retained.

Efforts have been made to realign climate work where feasible (e.g., Grey Agricultural Services is transitioning to the lead role for the Experimental Acres Program), and the Climate Change Manager can undertake some projects scoped to the Coordinators. However, due to grant-funded capacity until early 2027 for the Future Ready and Resilient Grey programs, coupled with other Council-directed programs, the following projects would be greatly effected, and ultimately paused, without a permanent Coordinator:

- Energy Management Information System
- IESO Strategic Energy Management Program
- Net-Zero Corporate Buildings Plan
- Advisory Capacity on Capital Projects and Incentives
- Community Outreach (Youth Climate Action Fund, Youth Climate Action Conference, Transform the Lawn, Newsletter, Website Updates)
- Public Sector Community of Practice
- Greenhouse Gas Inventorying
- Climate Action Plan Update

Associated Costs:

- Salary and Benefits: $85,800 (April 2026 start)
- Non Payroll Costs: $6,500
- Net Levy 2026: $92,500
- Annual Cost 2027: $118,600
- Levy Increase 2027: $26,300

Please Note: Grants will be sought going forward to offset these costs

---

Net Levy Impact

	2026	2027
61000 - Salaries and Wages	$66,900	$91,800
61220 - CPP	$3,800	$5,200
61221 - EI	$1,300	$1,300
61222 - WSIB Premiums	$900	$1,200
61223 - OMERS	$6,000	$9,000
61224 - EHT	$1,300	$1,800
61225 - Group Benefits	$5,600	$8,300
63041 - Computer Purchase	$2,500	$0
63052 - Cellular	$900	$400
63060 - Office & Charting Supplies	$300	$0
63310 - Travel & Meal Expenses	$2,000	$2,000
63320 - Conferences	$800	$800
Grand Total	**$92,300**	**$121,800**

Float Duty Supervisor

Description

The ORH Deployment Review indicated the need for expansion of Paramedic Services to continue meeting established service levels across Grey County as the population grows. Paramedic Services relies on its team of supervisors to provide on-the-ground support, ensuring staff vacancies are filled and crews and equipment are deployed. Resulting from several pressures, including vacation leave, medical and sick absences, training, etc., currently 4000 hours (lost time) of supervisor shifts are unable to be filled by the existing supervisory complement. These hours are backfilled by union paramedics who receive a premium for doing so. The proposed Paramedic Services Duty Supervisor (Float) position will utilize approximately 1500-1700 hours of the annual lost time. Implementing this position will reduce reliance on alternate rate coverage, work to maintain staffing levels, prevent down staffing, reduce overtime, and support on-call responsibilities. As the 7th non-union supervisor (2 on days, 1 on nights/7 days per week) operational oversight and performance coaching will become enhanced.

Justification

Benefits and Opportunities:

- Reduced Overtime Costs: there is an expectation that the reduction in overtime will help offset the costs of the new position. Specifically, avoiding the use of AR Supervisors to cover lost time should result in savings of $119,000
- Improved Staffing Stability and Reduced Down-staffing
- Enhanced Supervisor and Performance Coaching: An increased supervisor to paramedic ratio will allow for more 1-on-1 time and performance coaching for junior staff
- Strengthened On-Call Support: An additional supervisor allows for further sharing of on-call responsibilities, requiring each supervisor to be on-call less. This should also support a better work-life balance
- Improved Utilization of Lost Time Hours: This position will be added as a ‘float supervisor’, allowing the supervisory resource to be deployed as needed across Grey to provide coverage for all lost time from Supervisors. This will reduce the need to fill empty shifts with AR Paramedics.

Current Risks and Challenges:

The introduction of a Float Duty Supervisor will address several operational challenges:

- The department currently has a heavy reliance on alternate rate supervisors to cover lost time
- Service demands and call complexity are rapidly increasing
- Staffing levels are unstable with down staffing occurring and rising cases of overtime
- There is limited non-union supervisory capacity for performance oversight and on-call support

Currently, alternate rate supervisors are being used to recover lost time. A redistribution of duties among existing supervisors, combined with the use of contractors or temporary staff have also been explored. However, the continued reliance on these mitigation tactics can lead to inconsistent supervision and risks current managers/supervisors experiencing burnout. Furthermore, staffing instabilities may lead to service disruptions and reduced compliance with operational standards.

Associated Costs
- Salary and Benefits: $163,900
- Non-Payroll Costs: $5,400
- Savings in Lost Time: ($100,200)
- Net Cost: $69,100
- Less 50% Provincial Funding/Reserve Funding: $34,500
- TOTAL 2026 Net Levy: $34,500

Please Note: approximately 5-10% of the hours may not align with available backfill shifts and will be redirected to other operational duties

Net Levy Impact

	2026	2027
49405 - From Reserve - One Time Fundin	($34,500)	$0
51100 - Provincial Conditional Grant	$0	($34,500)
61000 - Salaries and Wages	$34,700	$40,100
61003 - Overtime Wages	$4,700	$4,700
61220 - CPP	$0	$0
61221 - EI	($300)	($400)
61222 - WSIB Premiums	$1,900	$1,900
61223 - OMERS	$7,000	$8,300
61224 - EHT	$1,000	$1,100
61225 - Group Benefits	$14,400	$16,000
61228 - Boot Allowance	$300	$300
63041 - Computer Purchase	$2,000	$0
63052 - Cellular	$1,000	$600
63762 - Uniforms	$400	$400
64020 - Computer Support/Maintenance	$2,000	$0
Grand Total	**$34,600**	**$38,500**

Law Clerk

Description

Grey County is experiencing escalating demands in the operation of Legal Services. With new projects recently added to the Legal Services' workplan, including the Transportation Services Road Transfer Project, significant staff time will be required. Current staffing complements are insufficient to meet these demands, which will result in project delays and increased costs for outsourcing. Hiring an additional law clerk will allow Legal Services to facilitate the Transportation Services Road Transfer Project while maintaining current service levels, reducing delays, maintaining a quality of service, reducing outsourcing, and managing risk.

Justification

Benefits and Opportunities:

- Internal Review and Knowledge Retainment: in-house legal staff will produce a higher quality output as staff have the information readily available and can easily communicate internally to ensure expectations are met
- Reduced Expenses: External Counsel fees typically range from $200-600/hr depending on experience, location, specialty, and the number of hours spent on the file
- Reignition of Paused Projects: an additional team member could support projects that have been paused due to current staffing levels and help progress others (i.e., CP Rail Trail Survey/Conversion Project)
- Support of Strategic Goals: internal operations and service delivery would be supported and enhanced across all departments by the additional Law Clerk
- Improved Response Times: additional staff would allow the current Law Clerk/Real Estate Coordinator to focus on the Roads Transfer Project, while allowing the new employee to respond to other requests/inquiries

Current Risks and Challenges:

The County's Legal Services Team is comprised of one Solicitor and one Law Clerk/Real Estate Coordinator. These positions support all County departments and priorities with legal needs. Previously, the department had an additional lawyer, but following that departure, the Legal Services team has retained legal consulting services when required.

The Road Transfer Project, while expected to require significant time and resources, would fit within the existing Law Clerk/Real Estate Coordinator's portfolio.

However, other service levels, as listed below, would be impacted:

- Drafting and reviewing agreements for all County departments
- Real Estate matters including acquisitions and dispositions of land

- By-law and policy development
- Claims support
- Provincial Offences Prosecution management
- External Counsel Management
- Legal research and advice for all departments

Additionally, other large County projects are still pending (i.e., Planning Efficiencies and Regional Transit Service), which are also expected to impact the workload for Legal Services.

Without an additional Law Clerk, the County's Legal Services' team is expected to experience:

- Longer response times
- Reduced involvement by Legal Services on projects, which could in turn increase risk
- Employee burnout
- Reduced service quality
- Increased reliance on external counsel, resulting in additional costs and staff time to manage

Associated Costs

- Salary and Benefits: $89,200 (April 2026 start)
- Non Payroll Costs: $2000
- Net Levy 2026: $91,200
- Annual Cost 2027: $126,600
- Levy Increase 2027: $35,400

Net Levy Impact

	2026	2027
61000 - Salaries and Wages	$66,900	$91,800
61220 - CPP	$3,800	$5,200
61221 - EI	$1,300	$1,300
61222 - WSIB Premiums	$900	$1,200
61223 - OMERS	$6,000	$9,000
61224 - EHT	$1,300	$1,800
61225 - Group Benefits	$9,000	$13,300
63010 - Association/Membership Fees	$200	$200
63020 - Computer Support/Maintenanace	$300	$0
63030 - Copying & Printing	$200	$200
63041 - Computer Purchase	$0	$1,700
63060 - Office & Charting Supplies	$200	$0
63064 - Subscriptions & Publications	$400	$400
63070 - Other Materials & Services	$200	$0

	2026	2027
63300 - Staff Training and Development	$500	$500
Grand Total	**$91,200**	**$126,600**

LTC Data Analyst Student

Description

Long-Term Care (LTC) reports on numerous statistical information to external bodies and utilizes this data to make operational decisions and determine and evaluate quality improvement initiatives for the best resident and organizational outcomes. These data initiatives are tracked across 23 separate program areas (e.g., Skin and Wound Care, Fall Prevention, etc.), with several indicators being reported to the Ministry of Health. Currently, the method of data collection, location of data, and interpretation varies across the County's 3 LTC Homes, resulting in inconsistency and the inability to accurately compare. Implementing a Student Data Analyst will improve this process by creating dashboards that easily present current information and are readily extended to further analysis.

Justification

Benefits and Opportunities:

- Improved Operational Efficiency: consistent data collection, management, and analysis procedures across the County's 3 LTC Homes will create efficient decision-making and quality improvement planning that meets all legislative requirements
- Consideration of Automated Processes: there is potential for the student to investigate how to automate the data collection process, which in turn would reduce ongoing maintenance and improve data management
- Time-Limited Need: this position is solely for a temporary summer project and not required beyond completion. Funding for this position will create long-lasting data collection, analysis, reporting, and decision-making tools that will build capacity for quality improvement at Grey County Long-Term Care
- Cost Savings: a summer student's hourly rate is much less than using internal staffing resources, and using existing staff is also anticipated to cause a delay to the project due to competing priorities

Current Risks and Challenges:

While there are sufficient staffing resources to maintain a quality dashboard, there is no existing capacity to develop and align these dashboards with best practices and input historical data to begin operations. With data currently being collected from disparate sources and formats, the County risks:

- Inconsistent Findings/Reports to the Ministry
- Limited overall County Perspective due to the inability to compare results
- Time delays in analyzing and submitting important data

Please Note: the preference for this position is a student with significant education in data analysis, statistical methods, and visualization. This would place the successful candidate at $24.18/hr. There would potentially be additional in lieu payments for benefits and OMERS (if the candidate chose not to elect).

Net Levy Impact

	2026	2027
61000 - Salaries and Wages	$14,700	$14,900
61220 - CPP	$700	$700
61221 - EI	$300	$300
61222 - WSIB Premiums	$200	$200
61224 - EHT	$300	$300
Grand Total	**$16,200**	**$16,400**

Manager of Facilities

Description

Grey County operates a growing portfolio of building and facilities; almost 1000 units of housing, three long term care facilities, four operational bases and a growing portfolio of ambulance bases and stations, in addition to the Administrative offices, Grey Roots Museum and Sydenham Campus. The need for effective management of these facilities internally and externally through contracted services is critical and complex. Currently each facility is managed by staff at the facility with each building managed by the service users that utilize the building. Through a LEAN review completed in 2024 and early 2025, significant potential efficiencies were identified through a more coordinated approach to building and facility management. The addition, in 2025, of a Senior Manager Facilities and Operations has started to plan to implement some of the efficiency identified within the LEAN review. Through 2026, a more strategic approach to building and facility management will be considered toward potentially developing a dedicated Facilities Management Team, realigning and coordinating existing resources across the corporation. To support and lead this potential new department, a new senior management position may be required.

Justification

Benefits and Opportunities:

- Optimized building management: through the centralized management of facilities, efficiencies in building services including in areas such as contract management and procurement can be realized
- Capital project management: With a single team responsible for oversight of building and facilities capital management rather than individual teams, it is predicted that significant efficiency in capital project management can be achieved
- Efficient and effective deployment of resources: Currently, individual teams are allocating and assigning resources to facilities management, prioritized on departmental needs. Through centralized management, needs can be prioritized and resourced corporately.
- Maximize group purchasing: Currently, each department is responsible for purchasing services and materials for their facilities; through group and bulk purchasing of materials and services, cost efficiencies are anticipated.
- Developing facility expertise: Departments are expected to manage their own facilities. IN some instances, this becomes an ‘added task’ to another role; those managing facilities may not have the expertise in facilities management as this is currently only part of their role. Through a central team, expertise can be developed to share and support all facilities.

Current Risks and Challenges:

Building and facilities management is currently decentralized with each team and department responsible for managing and maintaining their own buildings and facilities. This results in multiple contracts, often for the same or

similar services (such as plumbing, electrical and mechanical work), different standards of approach (for example, in areas such as cleaning and caretaking) and a range of approaches toward capital project management. This can lead to departments competing for resources, and in efficient use, and duplication of efforts between teams and departments. Many of these issues were highlighted in 2024 during the LEAN review of facilities management.

Associated Costs

- Salary and Benefits: $120,100 (April 2027 start)
- Non Payroll Costs: $4,300
- Net Cost (75% impact in 2027): $124,400

Net Levy Impact

	2026	2027
61000 - Salaries and Wages	$0	$90,400
61220 - CPP	$0	$5,200
61221 - EI	$0	$1,300
61222 - WSIB Premiums	$0	$1,200
61223 - OMERS	$0	$8,800
61224 - EHT	$0	$1,800
61225 - Group Benefits	$0	$11,400
63020 - Computer Support/Maintenanace	$0	$300
63041 - Computer Purchase	$0	$1,800
63060 - Office & Charting Supplies	$0	$200
63320 - Conferences	$0	$500
64020 - Computer Support/Maintenance	$0	$500
64310 - Travel & Meal Expenses	$0	$1,000
Grand Total	**$0**	**$124,400**

Manager of Performance and Culture

Description

To support the strategic development of a high-performance culture across Grey County, a dedicated Manager of Performance and Culture is requested to lead the implementation of a formal Grey County Training Plan. Recently, the Joint Municipal Service Committee (JMSC) prioritized a focus on staffing resources across the County, and noted value of a “Team Grey” approach to training and competency development. This comprehensive training plan will be designed to align organizational values with behavioural standards and operational practices through a three-stage framework: Hear the Organization, Enable Performance, and Build Competencies. The Manager will oversee the delivery of targeted workshops, executive coaching, and leadership development initiatives that foster employee engagement, strengthen leadership capacity, and embed cultural transformation. With a focus on sustainability, the role will ensure the integration of training into onboarding, performance management, and employee lifecycle programs, while coordinating resources, marketing, and evaluation mechanisms. This leadership position is essential for driving consistent, scalable, and values-based development across all levels of the organization.

Justification

Benefits and Opportunities:

- High-Performance Culture: a Grey County Training plan will assist in aligning organization values with behavioural standards and operational practices
- Increased Leadership Capacity: consistent leadership development, coaching, and training will be provided across all tiers of the organizations ensuring skill development for senior management, frontline staff, and emerging leaders
- Strategic Plan Fulfillment: this position directly supports Grey County’s 2024-2027 Strategic Plan, Priority 3 (Workforce Development) through inclusive development, succession planning, skills enhancement and optimal performance
- Value to Member Municipalities: as noted by the JMSC, a “Team Grey” approach that works to retain, attract, and grow municipal staff across all of Grey County, will provide additional benefits to all member municipalities
- Staff Attraction and Retention: through cultural transformation and continuous leaning, Grey County can attract, retain, and grow a skilled workforce
- Enhanced Internal Capacity: appointing an in-house Manager of Performance and Culture ensures alignment with strategic priorities, while retaining institutional knowledge and building capacity through training of other instructors and adaptation to evolving needs

Current Risks and Challenges:

Staffing losses in the municipal sector are being experienced in many Counties and Municipalities. Within Grey

County, municipalities are generally competing to fill similar positions with the same staff. Recently, there have been a high number of retirements that have led to lower experience levels and reduced staff pools, yet the employment atmosphere remains increasingly competitive. This has resulted in a high levels of:

- Staffing turnovers
- Lack of retention
- Reduced skills and experience levels
- Difficulty attracting skilled employees

There is a very strong need to attract and retain staff across Grey County, and the value proposition must be more than money. Engagement and competency development, with the help of a Manager of Performance and Culture, is key and will allow the County to invest in training skills that will benefit all of Grey.

Associated Costs
- Salary and Benefits: $120,100 (April 2027 start)
- Non Payroll Costs: $6000
- Net Cost (75% impact in 2027): $126,100

Net Levy Impact

	2026	2027
61000 - Salaries and Wages	$0	$90,400
61220 - CPP	$0	$5,200
61221 - EI	$0	$1,300
61222 - WSIB Premiums	$0	$1,200
61223 - OMERS	$0	$8,800
61224 - EHT	$0	$1,800
61225 - Group Benefits	$0	$11,400
63010 - Association/Membership Fees	$0	$1,000
63020 - Computer Support/Maintenanace	$0	$300
63041 - Computer Purchase	$0	$3,000
63060 - Office & Charting Supplies	$0	$200
63320 - Conferences	$0	$900
64020 - Computer Support/Maintenance	$0	$600
Grand Total	**$0**	**$126,100**

Summer Student - Clerks Department

Description

A Clerk's Department Summer Student, dedicated to Records Management, will assist with the management of Grey County's electronic and physical records. Records Management requires significant preparation, sorting, labelling, and review of records prior to their destruction. With continual delays being experienced when signing destruction notices, the current backlog and records accumulation is increasing. An additional, temporary employee will provide necessary support and assistance to the Records Coordinator.

Justification

Benefits and Opportunities:

- Reduction of Records Backlog: additional support will be provided to departmental staff in managing their records
- Expedited Processes: The Records Management Summer Student can assist in identifying process efficiencies, which in turn should reduce delays in signing destruction notices (i.e., increased frequency of notices but with shorter lists to review, resulting in quicker turnarounds)
- Staff Attraction and Retention: A summer student provides the upcoming workforce an opportunity to see benefit in working at Grey County while gaining necessary experience. Additionally, supervisory experience will be provided to the Records Coordinator for professional development opportunities.

Current Risks and Challenges:

Currently, there is only 0.5 of an FTE dedicated to Records Management at Grey County. Given the growing accumulation of records, much of which was caused by a lack of dedicated time, a summer student would greatly assist in resolving the backlog.

Please Note: the preference for this position is a university student in a related area of study, which is estimated to cost $19.00/hr. It is estimated that a summer student will complete between 500-560 hours

Net Levy Impact

	2026	2027
61000 - Salaries and Wages	$14,700	$14,900
61220 - CPP	$700	$700

	2026	2027
61221 - EI	$300	$300
61222 - WSIB Premiums	$200	$200
61224 - EHT	$300	$300
Grand Total	**$16,200**	**$16,400**

Summer Student - Communications

Description

Summer student in 2027 in the communications department to support workload and complete tasks including content creation, event support, organization of inventory and files and more.

Justification

In 2027 we are marking the 175th anniversary of the County of Grey and the addition of a student will remove some of the additional workload from communications staff and allow for greater reach of activities throughout our communities.

Net Levy Impact

	2026	2027
61000 - Salaries and Wages	$0	$14,900
61220 - CPP	$0	$700
61221 - EI	$0	$300
61222 - WSIB Premiums	$0	$200
61224 - EHT	$0	$300
Grand Total	**$0**	**$16,400**

Summer Student - Finance

Description

Summer Student in finance department in 2027

Justification

As finance department transitions to a new accounting software, a student will provide assistance with daily tasks such as keying payables and preparing bank deposits as well as assisting with bank reconciliations and general office duties. By having this backfill, it will allow staff to focus on this project and also provide some vacation coverage.

Net Levy Impact

	2026	2027
61000 - Salaries and Wages	$0	$14,900
61220 - CPP	$0	$700
61221 - EI	$0	$300
61222 - WSIB Premiums	$0	$200
61224 - EHT	$0	$300
Grand Total	**$0**	**$16,400**

Level of Service Change

The following is a list of significant service level changes affecting the current year budget and projection. The following page includes details on this change.

	2026	2027
Rockwood Terrace Redevelopment	$0	$452,200
Grand Total	**$0**	**$452,200**

Level of Service Change

Description

On April 25, 2024, report CAOR-CW-12-24 Rockwood Terrace Redevelopment Tender Award was approved. This service level change represents the financial changes budgeted for the additional 28 beds in the new Rockwood Terrace scheduled to open in the first quarter of 2027. This change request includes both ministry and resident revenue increases and the staffing increase required to care for 28 additional residents. Grey County has a page dedicated to the Rockwood Terrace redevelopment, which can be found on our public website and at the link below.

Redeveloping Rockwood Terrace - Grey County Website

Justification

This change request is necessary to ensure the effective operation of the new Rockwood Terrace, including support for its additional residents and the resources required to manage the expanded facility. The current 2027 budget only accounts for personnel and resources required to function our current 100 bed facility and the increases/additional demand has been separated in this pro forma.

Budget Details - Net Levy Impact

	2026	2027
49405 - From Reserve - One Time Fundin	($800,000)	($211,900)
51100 - Provincial Conditional Grant	($120,000)	($1,439,300)
54080 - Receipts From Basic	$0	($200,200)
54083 - Receipts From Private	$0	($1,644,600)
54084 - Receipts From Semi	$0	$784,400
61000 - Salaries and Wages	$401,000	$2,606,400
61220 - CPP	$18,400	$143,800
61221 - EI	$6,600	$51,700

	2026	2027
61222 - WSIB Premiums	$7,700	$63,200
61223 - OMERS	$26,400	$58,600
61224 - EHT	$7,800	$51,000
61225 - Group Benefits	$21,000	$32,000
63000 - Advertising	$1,000	$0
63010 - Association/Membership Fees	$0	$4,200
63030 - Copying & Printing	$0	$2,700
63060 - Office & Charting Supplies	$1,000	$2,700
63070 - Other Materials & Services	$0	$3,000
63073 - Hi Intensity Needs-Claimable	$0	$3,800
63401 - Cleaning Supplies	$4,000	$2,700
63402 - Chemicals	$3,500	$11,000
63419 - Waste Disposal	$2,000	$0
63440 - Heat	$25,000	$4,200
63441 - Hydro	$20,000	$2,000
63442 - Water/Sewage	$7,000	$2,400
63450 - Maintenance of Equipment	$0	$14,400
63486 - Snow Removal	$10,000	$24,000
63500 - Home Physician	$0	$5,500
63502 - Incontinent Supplies	$1,500	$18,500
63503 - Medical Supplies	$10,000	$2,500
63504 - Raw Food	$20,000	$8,000
63505 - Recreation Supplies	$0	$1,000
63508 - Paper Supplies	$2,000	$6,100
63520 - Linen	$75,000	$0
63522 - Cable TV Expense	$0	$2,500
63523 - Dishes	$75,000	$0
64020 - Computer Support/Maintenance	$0	$20,900
64110 - Physiotherapy	$0	$1,700
64120 - Purchased Service	$124,100	$4,500
65110 - Insurance	$50,000	$8,800
Grand Total	**$0**	**$452,200**

Grey County

Colour It Your Way

Corporate Services

Corporate Services

Overview

Corporate Services is a combination of several administrative aspects of Grey County's municipal services. The Corporate Services function supports Grey County Council and all frontline and public facing services. This budget includes departments such as County Clerk, Finance, Information Technology, Human Resources, the Office of the CAO, Legal, Climate Action, Emergency Preparedness, Provincial Offences administration, and more.

Council Services

The Council Services budgets directly support Grey County Council. Grey County Council is comprised of the mayor and deputy mayor from each of the nine member municipalities. Council make decisions, set services levels and policies related to the services provided by Grey County.

Office of the CAO

The Office of the CAO provides overall leadership and manages the corporation's daily operations while advancing strategic planning, key initiatives, and risk management. It works closely with the Head of Council and reports directly to Council to ensure alignment with corporate priorities.

Clerk

Clerk's maintains all County records, manages public access to information, and oversees meeting administration for Council and Committees. It provides legislative services, policy development, accessibility oversight, and supports FOI requests and corporate agreements. The Clerk also leads emergency management responsibilities and delivers key legal and administrative guidance.

Communications

The communications department helps Council and all County services keep the public and partners informed about programs, services, and major decisions. It manages public messaging, media relations, digital communications, and community engagement.

Human Resources

The Human Resources department manages recruitment, employee relations, payroll, and compliance with labour and safety legislation. It supports workplace culture through training, professional development, wellness, and engagement. It also oversees benefits, labour relations, and return-to-work and disability management programs.

Finance

Grey County Finance oversees the County's $300 million operating and capital budget, ensuring money is managed responsibly and transparently. The department handles budgeting, capital forecasting, reserves, procurement, cash management, accounting, reporting, and financial risk. It also fulfils the Treasurer's statutory duties and provides financial advice and corporate services to Council, departments, and external stakeholders.

Information Technology

The IT department supports all digital aspects of County operations, including devices, networks, websites, business applications, data management, GIS, and the help desk. It also leads cybersecurity to protect information and ensure uninterrupted service delivery. The team provides technology training and supports the County's needs, such as telephone systems, wireless infrastructure, return-to-work processes, and broader organizational development.

Climate Change

The Climate Change function supports the goals of *Going Green in Grey*, the County's Climate Change Action Plan, which sets targets to reduce community and corporate greenhouse gas emissions and reach net-zero by 2050. The budget also strengthens climate resiliency by helping departments apply a climate lens to decision-making and by leading public education and collaboration with local partners.

County Property

The property budget includes spending to help maintain Grey County administrative facilities such as the main Administration Building in Owen Sound. This budget also includes debenture payments for previous construction.

Legal Services

The Legal Services department provides legal advice to Council, the CAO, and all departments. It also manages contracts, agreements, bylaws, negotiations, and realty matters. It oversees and coordinates outside counsel, leads Provincial Offences Act prosecutions for Grey and Bruce Counties, and supports land acquisition, disposition, and title management.

Provincial Offences

Grey County oversees the administration of Provincial Offences on behalf of both Bruce and Grey Counties. Grey County operates the Provincial Offences Court out of the administration building in Owen Sound.

Budget

The 2026 budget for the Corporate Services function includes a net requirement (total of operating and capital) of $14,791,000 compared to $14,344,200 in 2025, an increase of $446,800.

County of Grey
Corporate Services
2026 Budget Net Department Requirement Summary

Corporate Services Operating Summary

	2024 Actuals	2025 Budget	2025 Year End Projection	2026 Budget	2026 vs 2025 Budget	2027 Projection	2027 vs 2026 Budget
Corporate Services	**($64,826,184)**	**$11,326,600**	**$11,116,700**	**$11,754,400**	**$427,800**	**$12,727,700**	**$973,300**
Administration Summary	$7,507,636	$8,709,200	$8,384,000	$9,259,200	$550,000	$9,979,900	$720,700
Assessment Services MPAC	$1,935,798	$1,984,200	$2,002,600	$2,070,600	$86,400	$2,141,000	$70,400
Climate Change	$268,942	$346,900	$283,100	$315,500	($31,400)	$337,900	$22,400
Council	$882,979	$949,900	$966,900	$997,500	$47,600	$1,063,700	$66,200
Court Security	$0	$250,000	$370,000	$400,000	$150,000	$420,000	$20,000
Information Services	$51,196	$0	$57,100	$0	$0	$0	$0
Property	$272,932	$308,700	$364,900	$337,200	$28,500	$358,200	$21,000
Provincial Offences	($201,538)	($91,600)	($181,200)	($107,100)	($15,500)	($54,500)	$52,600
Tax and Other	($76,052,648)	($1,130,700)	($1,130,700)	($1,518,500)	($387,800)	($1,518,500)	$0
Workers Comp & Weekly Indem. Self Ins	$508,519	$0	$0	$0	$0	$0	$0
Health, Health Care and Education Funding	**$1,884,545**	**$1,927,900**	**$1,927,900**	**$1,943,400**	**$15,500**	**$1,971,600**	**$28,200**
Health Unit	$1,675,045	$1,718,400	$1,718,400	$1,743,400	$25,000	$1,771,600	$28,200
Hospital Grants & Health Care Funding	$209,500	$209,500	$209,500	$200,000	($9,500)	$200,000	$0
Grand Total	**($62,941,639)**	**$13,254,500**	**$13,044,600**	**$13,697,800**	**$443,300**	**$14,699,300**	**$1,001,500**

Corporate Services Capital Summary

	2024 Actuals	2025 Budget	2025 Year End Projection	2026 Budget	2026 vs 2025 Budget	2027 Projection	2027 vs 2026 Budget
Corporate Services	**$1,035,161**	**$1,089,700**	**$1,285,800**	**$1,093,200**	**$3,500**	**$1,133,200**	**$40,000**

	2024 Actuals	2025 Budget	2025 Year End Projection	2026 Budget	2026 vs 2025 Budget	2027 Projection	2027 vs 2026 Budget
Administration Summary	$233,272	$253,200	$263,800	$255,900	$2,700	$271,100	$15,200
Climate Change	$9,559	$81,000	$67,000	$72,000	($9,000)	$88,000	$16,000
Property	$792,330	$755,500	$955,000	$765,300	$9,800	$774,100	$8,800
Grand Total	**$1,035,161**	**$1,089,700**	**$1,285,800**	**$1,093,200**	**$3,500**	**$1,133,200**	**$40,000**

Corporate Services Operating and Capital Combined Summary

	2024 Actuals	2025 Budget	2025 Year End Projection	2026 Budget	2026 vs 2025 Budget	2027 Projection	2027 vs 2026 Budget
Corporate Services	**($63,791,023)**	**$12,416,300**	**$12,402,500**	**$12,847,600**	**$431,300**	**$13,860,900**	**$1,013,300**
Health, Health Care and Education Funding	**$1,884,545**	**$1,927,900**	**$1,927,900**	**$1,943,400**	**$15,500**	**$1,971,600**	**$28,200**
Grand Total	**($61,906,478)**	**$14,344,200**	**$14,330,400**	**$14,791,000**	**$446,800**	**$15,832,500**	**$1,041,500**

Administration Budgets

Administration includes the budgets for the CAO/Deputy CAO, Clerks, Emergency Management, Finance, Human Resources, IT, Legal Services, and Communications.

The 2026 Administration budgets include a net departmental requirement (total of operating and capital) of $9,515,100 compared to $8,962,400 in 2025, an increase of $552,700.

Operating Budget

The 2026 Administration operating budgets require an operating net departmental requirement of $9,259,200 compared to $8,709,200 in 2025, an increase of $550,000.

Operating highlights for the 2026 budget year include the following:

General Administration and General Government

Investment income of $2,883,900 has been budgeted for 2026, an increase of $154,100 over 2025. As per the Cash and Investment Management Policy, the net revenue budgeted from investments that exceeds 1% of the County's own purpose levy is to be placed in the one-time funding reserve to assist with funding non-recurring expenditures and unexpected costs. A 2026 transfer to reserve in the amount $2,150,300 has been budgeted.

Salaries and Benefits Administration

Salaries and associated benefits total $8,695,000 an increase of $713,900 over the 2025 approved budget. This represents the proposed staffing adjustments, standard salary and benefits cost changes across all departments and reflects the non-union compensation review implemented in the 2024 budget, with most staff moving on the five-step grid and receiving cost-of-living adjustments.

Other operating budget initiatives include the following:

- The Community Safety and Well-Being Project, totaling $85,200, is an increase of $30,200 to support Grey's share of the coordinator position, which is funded from reserves and is overseen by Bruce County.
- The 2026 budget includes $30,000 funding for Social Pinpoint, a digital engagement platform that makes it easier for the public to share ideas, provide feedback, and participate in decision-making at the County level. The platform offers user-friendly participation tools and presents opportunities to develop a regional engagement hub in collaboration with member municipalities.
- The 2026 budget includes $89,500 to hire an additional law clerk to support increased demands within Legal Services. This position will enable the department to manage the Transportation Services Road Transfer Project while maintaining service levels and reducing outsourcing costs.

Capital

The 2026 Administration capital budgets requires a capital net requirement of $255,900, an increase of $2,700 compared to the 2025budget.

The following 2026 capital expenses have been budgeted:

Clerks

- $20,000 transfer to reserve from levy for a future update in an Electronic Records Management System

Emergency Management

- None

CAO

- $127,000 for corporate building condition assessment funded from reserve (co-funded with Housing capital budget)
- $250,000 for regional waste management study funded from reserve

Legal Services

- None

Finance

- $75,000 for Software implementation consultation funded from reserve

Human Resources

Transfer to reserve from levy for future projects:

- $40,000 for enhanced shift assignment and acceptance scheduling software upgrades for 24/7 staffing
- $16,600 for the implementation of the human resources information system (HRIS) software
- $15,000 for a future update to the county-wide noise survey
- $8,000 to continue updates to the county-wide employee engagement surveys
- $25,000 to fund future job evaluation and market salary reviews
- $15,000 for updates to job demand and hazard analysis
- $1,500 purchase and implementation of a safety data sheet database
- $8,000 for workplace violence and risk assessment updates

Projects funded from reserve:

- $50,000 for shift assignment and acceptance scheduling software (rollover from 2025)
- $50,000 for future job evaluation and market salary review

Information Technology

Transfer to reserve from levy for future projects:

- $5,000 for phone system upgrades
- $22,000 for photocopier replacements
- $30,000 for wireless access point upgrades
- $15,000 for IT security audits
- $10,000 contribution to IT Strategic Plan update
- $9,500 for website updates
- $1,800 for Long-Term Care server air conditioning units

Projects funded from reserve:

- $2,100 for replacing hardware that wasn't replaced in a major refresh project, and license renewal
- $35,000 for communication tower replacement
- $15,000 for Long-Term Care hardware lifecycle management
- $33,100 for photocopier replacements
- $360,000 for the replacement of switches and network components

- $138,200 for wireless access point

Projects funded from user fees:

- $22,700 for communication tower maintenance (inspections and repair) funded from user fees

Communications

- $8,500 transfer to reserve for future communications initiatives, including upgrades to audio visual equipment in the Council Chambers
- $5,000 transfer to reserve for a future update to the Corporate Communications Strategy
- $98,900 for audio visual communication replacement and upgrades funded from reserve

General Administration and General Government

- None

Administration Operating Summary
2026 Budget

Revenues

	2024 Actuals	2025 Budget	2025 Year End Projection	2026 Budget	2026 vs 2025 Budget	2027 Projection	2027 vs 2026 Budget
49000 - Investment Income	($3,896,873)	($2,729,800)	($3,236,100)	($2,883,900)	($154,100)	($2,747,800)	$136,100
49200 - Penalties and Interest	($7,902)	$0	$0	$0	$0	$0	$0
49400 - Transfer From Reserve	($55,000)	($55,000)	($55,000)	($85,200)	($30,200)	($88,000)	($2,800)
49405 - From Reserve - One Time Fundin	($127,393)	($132,700)	($70,000)	($127,200)	$5,500	($98,000)	$29,200
53002 - Lower Tier Municipalities	($121,502)	($141,900)	($147,300)	($185,600)	($43,700)	($187,700)	($2,100)
54000 - Admin Services	($154)	$0	($200)	($200)	($200)	($200)	$0
54060 - Miscellaneous Receipts	($1)	$0	$0	$0	$0	$0	$0
Grand Total	**($4,208,825)**	**($3,059,400)**	**($3,508,600)**	**($3,282,100)**	**($222,700)**	**($3,121,700)**	**$160,400**

Salaries and Benefits

	2024 Actuals	2025 Budget	2025 Year End Projection	2026 Budget	2026 vs 2025 Budget	2027 Projection	2027 vs 2026 Budget
61000 - Salaries and Wages	$5,361,255	$6,035,200	$5,980,500	$6,665,200	$630,000	$7,215,700	$550,500
61003 - Overtime Wages	$89,898	$47,200	$48,100	$10,000	($37,200)	$10,000	$0
61009 - Salary Recoveries	($40,500)	($40,000)	($40,500)	($40,000)	$0	($40,000)	$0
61220 - CPP	$234,800	$258,500	$258,100	$290,800	$32,300	$327,500	$36,700
61221 - EI	$73,813	$79,500	$79,900	$81,500	$2,000	$85,200	$3,700
61222 - WSIB Premiums	$69,199	$77,000	$75,100	$82,700	$5,700	$90,300	$7,600
61223 - OMERS	$592,494	$647,600	$634,600	$708,700	$61,100	$759,800	$51,100
61224 - EHT	$106,759	$118,400	$116,100	$130,000	$11,600	$141,200	$11,200
61225 - Group Benefits	$643,405	$756,800	$672,500	$765,500	$8,700	$871,700	$106,200

	2024 Actuals	2025 Budget	2025 Year End Projection	2026 Budget	2026 vs 2025 Budget	2027 Projection	2027 vs 2026 Budget
61228 - Boot Allowance	$621	$600	$600	$600	$0	$600	$0
61260 - Service Awards	$1,030	$300	$300	$0	($300)	$600	$600
Grand Total	**$7,132,773**	**$7,981,100**	**$7,825,300**	**$8,695,000**	**$713,900**	**$9,462,600**	**$767,600**

Other Expenses

	2024 Actuals	2025 Budget	2025 Year End Projection	2026 Budget	2026 vs 2025 Budget	2027 Projection	2027 vs 2026 Budget
63000 - Advertising	$27,102	$41,200	$34,800	$81,900	$40,700	$78,200	($3,700)
63005 - Radio Advertising	$11,946	$12,000	$13,000	$0	($12,000)	$0	$0
63006 - Image & Graphics Development	$5,982	$6,600	$1,500	$0	($6,600)	$0	$0
63008 - Internet Advert. (Mtce/Dev.)	$2,264	$6,500	$2,000	$0	($6,500)	$0	$0
63010 - Association/Membership Fees	$26,607	$30,600	$31,000	$35,300	$4,700	$35,500	$200
63020 - Computer Support/Maintenanace	$1,609	$5,500	$1,500	$5,000	($500)	$5,600	$600
63026 - Computer Software	$191,876	$186,500	$183,700	$224,300	$37,800	$207,000	($17,300)
63030 - Copying & Printing	$20,107	$17,700	$18,800	$22,100	$4,400	$20,100	($2,000)
63040 - Equip/Furniture Maintenance	$12,057	$8,500	$2,800	$2,000	($6,500)	$2,000	$0
63041 - Computer Purchase	$20,013	$43,900	$48,100	$20,600	($23,300)	$29,800	$9,200
63042 - Equip/Furniture Purchases	$5,241	$8,600	$7,400	$6,600	($2,000)	$3,000	($3,600)
63051 - Telephone	$17,945	$13,400	$26,000	$0	($13,400)	$0	$0
63052 - Cellular	$12,158	$17,100	$19,100	$21,900	$4,800	$17,700	($4,200)
63060 - Office & Charting Supplies	$11,440	$11,400	$9,500	$10,300	($1,100)	$12,500	$2,200
63063 - Postage/Courier/Freight	$7,326	$9,500	$9,200	$9,400	($100)	$9,200	($200)
63064 - Subscriptions & Publications	$8,194	$8,600	$10,000	$11,900	$3,300	$12,000	$100
63070 - Other Materials & Services	$15,898	$4,100	$4,800	$3,100	($1,000)	$2,900	($200)
63075 - Health & Safety Costs	$2,951	$5,000	$5,000	$5,000	$0	$5,000	$0

	2024 Actuals	2025 Budget	2025 Year End Projection	2026 Budget	2026 vs 2025 Budget	2027 Projection	2027 vs 2026 Budget
63300 - Staff Training and Development	$29,516	$54,100	$45,200	$71,000	$16,900	$58,800	($12,200)
63301 - Corporate Management Training	$14,423	$67,500	$67,500	$67,500	$0	$67,500	$0
63303 - Staff Recognition	$15,650	$25,000	$25,000	$25,200	$200	$25,200	$0
63310 - Travel & Meal Expenses	$50,196	$55,700	$51,900	$64,500	$8,800	$64,100	($400)
63320 - Conferences	$17,018	$36,900	$30,200	$43,900	$7,000	$45,700	$1,800
63321 - Corporate Wellness Program	$8,657	$16,000	$16,000	$12,000	($4,000)	$12,000	$0
63441 - Hydro	$9,668	$12,900	$10,300	$10,900	($2,000)	$11,000	$100
63531 - Other Expenditure Recovery	($1,250)	$0	$0	$0	$0	$0	$0
63754 - Promotion & Public Relations	$6,458	$7,400	$4,900	$7,400	$0	$7,400	$0
64020 - Computer Support/Maintenance	$259,031	$420,900	$398,400	$423,000	$2,100	$438,500	$15,500
64025 - Network Admin. Services	$16	$0	$0	$0	$0	$0	$0
64027 - Internet Network Services	$0	$0	$0	$0	$0	$400	$400
64100 - Legal Fees	$9,095	$120,000	$22,400	$100,000	($20,000)	$100,000	$0
64101 - Audit Fees	$85,356	$12,200	$12,200	$0	($12,200)	$0	$0
64102 - Professional & Consulting Fees	$529,761	$491,600	$343,900	$302,200	($189,400)	$302,200	$0
64310 - Travel & Meal Expenses	$0	$0	$0	$0	$0	$1,000	$1,000
64485 - Landscape Mtce. Contracts	$0	$0	$2,000	$0	$0	$0	$0
65110 - Insurance	$1,793	$1,900	$1,800	$1,900	$0	$1,900	$0
65200 - Bank Charges	$8,204	$9,500	$9,500	$9,500	$0	$9,500	$0
66000 - Payments to Indiv. & Organiz'	$43,383	$48,200	$49,500	$47,900	($300)	$47,900	$0
66015 - Payments to Bruce County	$64,370	$55,000	$82,500	$85,200	$30,200	$88,000	$2,800
67000 - Interfunc. Admin Charges	($325,781)	($321,400)	($277,800)	($282,800)	$38,600	($300,800)	($18,000)
67013 - Interfunc. Audit Fees	($75,362)	$10,000	$10,000	$9,500	($500)	$9,900	$400
67014 - Interfunc. IS Costs	$165,300	$186,800	$186,800	$197,800	$11,000	$203,800	$6,000
67019 - Interfunc. Computer Lease Chg.	($31,200)	($31,600)	($31,600)	($27,000)	$4,600	($27,200)	($200)
69100 - Transfer to Reserves	$3,298,673	$2,072,200	$2,578,500	$2,217,300	$145,100	$2,031,700	($185,600)

	2024 Actuals	2025 Budget	2025 Year End Projection	2026 Budget	2026 vs 2025 Budget	2027 Projection	2027 vs 2026 Budget
Grand Total	**$4,583,689**	**$3,787,500**	**$4,067,300**	**$3,846,300**	**$58,800**	**$3,639,000**	**($207,300)**

Net Levy

	2024 Actuals	2025 Budget	2025 Year End Projection	2026 Budget	2026 vs 2025 Budget	2027 Projection	2027 vs 2026 Budget
Administration Summary	$7,507,636	$8,709,200	$8,384,000	$9,259,200	$550,000	$9,979,900	$720,700

Administration Capital Summary
2026 Budget

Revenues

	2024 Actuals	2025 Budget	2025 Year End Projection	2026 Budget	2026 vs 2025 Budget	2027 Projection	2027 vs 2026 Budget
49400 - Transfer From Reserve	($430,121)	($306,900)	($343,700)	($968,000)	($661,100)	($523,300)	$444,700
49405 - From Reserve - One Time Fundin	($136,002)	$0	$0	($266,300)	($266,300)	($455,000)	($188,700)
54060 - Miscellaneous Receipts	($35,249)	($234,500)	($25,000)	($22,700)	$211,800	($27,900)	($5,200)
Grand Total	**($601,371)**	**($541,400)**	**($368,700)**	**($1,257,000)**	**($715,600)**	**($1,006,200)**	**$250,800**

Other Expenses

	2024 Actuals	2025 Budget	2025 Year End Projection	2026 Budget	2026 vs 2025 Budget	2027 Projection	2027 vs 2026 Budget
63026 - Computer Software	$0	$0	$0	$75,000	$75,000	$130,000	$55,000
63028 - Network Computer Hardware	$170,334	$41,000	$93,800	$377,100	$336,100	$46,600	($330,500)
63040 - Equip/Furniture Maintenance	$13,941	$0	$0	$0	$0	$0	$0
63042 - Equip/Furniture Purchases	$3,377	$102,300	$63,400	$171,300	$69,000	$87,500	($83,800)
63051 - Telephone	$27,487	$0	$0	$0	$0	$0	$0
64012 - Professional & Consulting Fees	$0	$0	$0	$0	$0	$325,000	$325,000
64020 - Computer Support/Maintenance	$318,129	$56,600	$56,600	$50,000	($6,600)	$0	($50,000)
64102 - Professional & Consulting Fees	$48,786	$57,000	$57,000	$427,000	$370,000	$389,200	($37,800)
64403 - Bldg Contracted Services	$0	$0	$0	$98,900	$98,900	$0	($98,900)
64500 - Buildings/Renovations	$43,690	$50,000	$50,000	$35,000	($15,000)	$0	($35,000)
69100 - Transfer to Reserves	$208,900	$340,200	$285,200	$255,900	($84,300)	$271,100	$15,200
69106 - Transfer to	$0	$147,500	$26,500	$22,700	($124,800)	$27,900	$5,200

	2024 Actuals	2025 Budget	2025 Year End Projection	2026 Budget	2026 vs 2025 Budget	2027 Projection	2027 vs 2026 Budget
Reserve Asset Mgmt							
Grand Total	**$834,644**	**$794,600**	**$632,500**	**$1,512,900**	**$718,300**	**$1,277,300**	**($235,600)**

Net Levy

	2024 Actuals	2025 Budget	2025 Year End Projection	2026 Budget	2026 vs 2025 Budget	2027 Projection	2027 vs 2026 Budget
Administration Summary	$233,272	$253,200	$263,800	$255,900	$2,700	$271,100	$15,200

Administration Capital Projects - Total Expenditures

	2026	2027	2028	2029	2030	2031	2032	2033	2034	2035	10 Year Total
CAO-0001 - Building Condition Assessments and Reserve Fund Studies Update	$127,000	$0	$0	$0	$140,200	$0	$0	$0	$0	$0	$267,200
CAO-0002 - Update of Corporate Strategic Plan	$0	$75,000	$0	$0	$0	$80,000	$0	$0	$0	$0	$155,000
CAO-0003 - Waste Management	$250,000	$0	$0	$0	$0	$0	$0	$0	$0	$0	$250,000
CLK-0001 - Funding to Replace Electronic Records Management System (EDRMS)	$20,000	$20,000	$20,000	$20,000	$20,000	$20,000	$20,000	$145,000	$20,000	$20,000	$325,000
COM-0001 - Audio Visual Upgrades to Council Chambers	$107,400	$8,700	$8,900	$9,100	$9,300	$9,500	$63,700	$9,900	$29,600	$11,000	$267,100
COM-0002 - Update Corporate Communications Strategy	$5,000	$30,000	$6,000	$6,000	$6,000	$6,000	$36,000	$6,000	$6,000	$6,000	$113,000
FIN-0002 - Updating Financial Software	$75,000	$455,000	$160,000	$0	$0	$0	$0	$0	$0	$0	$690,000
HR-0001 - Corporate Scheduling Software Replacement	$90,000	$40,000	$40,000	$40,000	$40,000	$40,000	$40,000	$40,000	$40,000	$40,000	$450,000
HR-0002 - Human Resources Software Replacement	$16,600	$16,600	$16,600	$16,600	$16,600	$16,600	$16,600	$16,600	$16,600	$91,600	$241,000
HR-0003 - Noise Survey	$15,000	$15,000	$15,000	$90,000	$15,000	$15,000	$15,000	$15,000	$15,000	$15,000	$225,000
HR-0005 - Employee Engagement Survey	$8,000	$9,000	$48,000	$10,500	$11,000	$11,500	$52,000	$12,500	$13,000	$13,000	$188,500
HR-0007 - Job Evaluation and Market Salary Review - Non-Union	$75,000	$26,000	$26,000	$26,000	$26,000	$156,000	$26,000	$26,000	$26,000	$26,000	$439,000
HR-0008 - Job Hazard and Demands Analysis	$15,000	$210,000	$20,000	$20,000	$20,000	$20,000	$20,000	$20,000	$20,000	$20,000	$385,000
HR-0009 - Safety Data Sheet (SDS) Database	$1,500	$1,500	$1,500	$1,500	$1,500	$1,500	$1,500	$1,500	$1,500	$1,500	$15,000
HR-0010 - Workplace Violence and Risk Assessment	$8,000	$8,000	$48,000	$8,000	$8,000	$8,000	$8,000	$48,000	$8,000	$8,000	$160,000
IT-0001 - Router / Firewall Lifecycle Management	$2,100	$46,600	$47,500	$220,000	$2,100	$2,100	$50,300	$51,200	$230,400	$2,100	$654,400
IT-0002 - Tower Maintenance and Replacement (Ceylon and Woodford)	$57,700	$27,900	$28,600	$29,400	$30,200	$76,000	$31,800	$32,600	$33,500	$34,600	$382,300
IT-0003 - UPS (battery backup and power conditioning) hardware	$0	$41,000	$0	$0	$0	$0	$7,000	$24,100	$0	$42,100	$114,200
IT-0004 - Telephone System Upgrades	$5,000	$5,000	$5,000	$5,000	$5,000	$5,000	$5,000	$45,000	$5,000	$5,000	$90,000
IT-0006 - Long Term Care Hardware Lifecycle Management	$15,000	$0	$0	$0	$0	$0	$0	$0	$0	$0	$15,000
IT-0007 - Replacement of Photocopiers	$55,100	$71,500	$30,400	$34,600	$106,700	$66,400	$58,300	$30,000	$65,300	$70,000	$588,300

	2026	2027	2028	2029	2030	2031	2032	2033	2034	2035	10 Year Total
IT-0008 - Switches - Lifecycle Management	$360,000	$0	$0	$0	$0	$0	$0	$443,000	$0	$0	$803,000
IT-0009 - Wireless Access Points - Life Cycle Replacement	$168,200	$35,000	$35,000	$40,000	$40,000	$40,000	$40,000	$277,600	$40,000	$40,000	$755,800
IT-0011 - IT Security Audits	$15,000	$69,200	$15,000	$15,000	$15,000	$73,700	$15,000	$15,000	$15,000	$78,700	$326,600
IT-0012 - Corporate Web Site	$9,500	$54,500	$9,700	$9,800	$9,900	$59,700	$10,000	$10,100	$10,100	$10,100	$193,400
IT-0013 - IT Strategic Plan Update	$10,000	$10,000	$70,000	$10,000	$10,000	$10,000	$10,000	$85,000	$10,000	$10,000	$235,000
IT-0014 - Air Conditioning - Long Term Care	$1,800	$1,800	$1,800	$1,800	$1,800	$11,800	$7,800	$1,800	$1,800	$1,800	$34,000
Grand Total	**$1,512,900**	**$1,277,300**	**$653,000**	**$613,300**	**$534,300**	**$728,800**	**$534,000**	**$1,355,900**	**$606,800**	**$546,500**	**$8,362,800**

Assessment Summary

The County pays for the cost of the services of the Municipal Property Assessment Corporation (MPAC) on behalf of all municipalities in the County. The budget of $2,070,600 is a $86,400 increase over 2025.

Assessment Operating Summary
2026 Budget

Other Expenses

	2024 Actuals	2025 Budget	2025 Year End Projection	2026 Budget	2026 vs 2025 Budget	2027 Projection	2027 vs 2026 Budget
66000 - Payments to Indiv. & Organiz'	$1,935,798	$1,984,200	$2,002,600	$2,070,600	$86,400	$2,141,000	$70,400
Grand Total	**$1,935,798**	**$1,984,200**	**$2,002,600**	**$2,070,600**	**$86,400**	**$2,141,000**	**$70,400**

Net Levy

	2024 Actuals	2025 Budget	2025 Year End Projection	2026 Budget	2026 vs 2025 Budget	2027 Projection	2027 vs 2026 Budget
Assessment Services MPAC	$1,935,798	$1,984,200	$2,002,600	$2,070,600	$86,400	$2,141,000	$70,400

Climate Change Summary

The 2026Climate Change budget includes a net departmental requirement (total of operating and capital) of $387,500, a decrease of ($40,400).

Operating Budget

The 2026 operating budget includes a net departmental requirement of $315,500, a decrease of ($31,400).

The Climate Change operating budget includes operating costs of implementing the Climate Change Action Plan. This includes a grant-funded position by Natural Resources Canada to create a high performance new development program with Dufferin and Wellington counties. The budget also reflects leveraged funding from the Federation of Canadian Municipalities' Local Leadership in Climate Adaptation program to support climate adaptation planning and implementation.

Capital Budgets

The Climate Change capital budget includes a capital net requirement of $72,000, a decrease of ($9,000).

Initiatives impacting the levy in 2026are:

- $28,000 for the Support for Sustainable Agriculture project
- $44,000 for future Climate Change Action Plan

2026 projects funded from reserve:

- $39,800 for the Climate Change Adaptation Plan rolled over from 2025
- $49,700 for Corporate Climate Action Plan rolled over from 2025
- $47,900 for Climate Opportunity Fund rolled over from 2025

Other initiatives with no levy impact are:

- $159,400 for Green Development Standards funded by federal grant $117,500, other municipalities $41,800 and reserves $100

Climate Change Operating Summary
2026 Budget

Revenues

	2024 Actuals	2025 Budget	2025 Year End Projection	2026 Budget	2026 vs 2025 Budget	2027 Projection	2027 vs 2026 Budget
52000 - Federal Conditional Grant	$0	$0	$0	($78,800)	($78,800)	($26,200)	$52,600
54040 - Cost Recoveries	($9,315)	$0	($10,000)	$0	$0	$0	$0
Grand Total	**($9,315)**	**$0**	**($10,000)**	**($78,800)**	**($78,800)**	**($26,200)**	**$52,600**

Salaries and Benefits

	2024 Actuals	2025 Budget	2025 Year End Projection	2026 Budget	2026 vs 2025 Budget	2027 Projection	2027 vs 2026 Budget
61000 - Salaries and Wages	$258,351	$296,600	$239,600	$354,500	$57,900	$290,100	($64,400)
61220 - CPP	$13,250	$14,300	$12,700	$18,000	$3,700	$14,500	($3,500)
61221 - EI	$4,752	$4,600	$4,300	$5,200	$600	$4,000	($1,200)
61222 - WSIB Premiums	$3,504	$3,900	$3,300	$4,800	$900	$3,800	($1,000)
61223 - OMERS	$18,603	$21,900	$22,800	$35,300	$13,400	$29,000	($6,300)
61224 - EHT	$5,061	$5,800	$4,800	$6,900	$1,100	$5,700	($1,200)
61225 - Group Benefits	$24,916	$34,800	$20,000	$38,000	$3,200	$31,400	($6,600)
Grand Total	**$328,437**	**$381,900**	**$307,500**	**$462,700**	**$80,800**	**$378,500**	**($84,200)**

Other Expenses

	2024 Actuals	2025 Budget	2025 Year End Projection	2026 Budget	2026 vs 2025 Budget	2027 Projection	2027 vs 2026 Budget
63010 - Association/Membership Fees	$2,561	$4,400	$4,800	$5,000	$600	$5,200	$200
63020 - Computer Support/Maintenanace	$0	$1,100	$0	$0	($1,100)	$0	$0
63026 - Computer Software	$442	$500	$500	$500	$0	$6,400	$5,900
63030 - Copying & Printing	$859	$1,000	$1,000	$2,000	$1,000	$2,000	$0

	2024 Actuals	2025 Budget	2025 Year End Projection	2026 Budget	2026 vs 2025 Budget	2027 Projection	2027 vs 2026 Budget
63041 - Computer Purchase	$0	$2,400	$0	$2,500	$100	$0	($2,500)
63042 - Equip/Furniture Purchases	$57	$500	$400	$500	$0	$500	$0
63051 - Telephone	$751	$600	$1,000	$0	($600)	$0	$0
63052 - Cellular	$863	$1,300	$900	$2,600	$1,300	$1,200	($1,400)
63060 - Office & Charting Supplies	$205	$200	$200	$500	$300	$200	($300)
63063 - Postage/Courier/Freight	$31	$100	$0	$100	$0	$100	$0
63070 - Other Materials & Services	$2,433	$500	$1,000	$1,000	$500	$1,000	$0
63300 - Staff Training and Development	$2,251	$4,000	$500	$2,000	($2,000)	$2,000	$0
63310 - Travel & Meal Expenses	$3,234	$5,000	$5,000	$7,000	$2,000	$7,000	$0
63320 - Conferences	$137	$5,000	$1,500	$3,800	($1,200)	$2,800	($1,000)
63754 - Promotion & Public Relations	$0	$3,500	$3,000	$3,500	$0	$3,500	$0
64020 - Computer Support/Maintenance	$134	$700	$600	$600	($100)	$600	$0
64102 - Professional & Consulting Fees	$26,063	$10,000	$10,000	$10,000	$0	$10,000	$0
67000 - Interfunc. Admin Charges	($96,100)	($82,500)	($52,300)	($115,400)	($32,900)	($62,500)	$52,900
67014 - Interfunc. IS Costs	$5,900	$6,700	$6,700	$5,400	($1,300)	$5,600	$200
Grand Total	**($50,181)**	**($35,000)**	**($14,400)**	**($68,400)**	**($33,400)**	**($14,400)**	**$54,000**

Net Levy

	2024 Actuals	2025 Budget	2025 Year End Projection	2026 Budget	2026 vs 2025 Budget	2027 Projection	2027 vs 2026 Budget
Climate Change	$268,942	$346,900	$283,100	$315,500	($31,400)	$337,900	$22,400

Climate Change General Capital Summary
2026 Budget

Revenues

	2024 Actuals	2025 Budget	2025 Year End Projection	2026 Budget	2026 vs 2025 Budget	2027 Projection	2027 vs 2026 Budget
49400 - Transfer From Reserve	($57,790)	($142,600)	($10,300)	($137,500)	$5,100	($31,200)	$106,300
49405 - From Reserve - One Time Fundin	($10,000)	$0	$0	$0	$0	$0	$0
49415 - From Reserve - Dev. Charges	($6,469)	($11,400)	$0	$0	$11,400	$0	$0
52000 - Federal Conditional Grant	($182,867)	($129,600)	($129,600)	($117,500)	$12,100	($29,400)	$88,100
53001 - Other Municipalities	($38,531)	($42,800)	($5,600)	($41,800)	$1,000	($33,000)	$8,800
54040 - Cost Recoveries	($33,461)	$0	$0	$0	$0	$0	$0
Grand Total	**($329,118)**	**($326,400)**	**($145,500)**	**($296,800)**	**$29,600**	**($93,600)**	**$203,200**

Other Expenses

	2024 Actuals	2025 Budget	2025 Year End Projection	2026 Budget	2026 vs 2025 Budget	2027 Projection	2027 vs 2026 Budget
63000 - Advertising	0.00	2,800.00	0.00	0.00	(2,800.00)	0.00	0.00
63026 - Computer Software	0.00	10,000.00	0.00	39,700.00	29,700.00	0.00	(39,700.00)
63070 - Other Materials & Services	14,064.26	3,500.00	400.00	8,800.00	5,300.00	0.00	(8,800.00)
63300 - Staff Training and Development	0.00	3,000.00	0.00	0.00	(3,000.00)	0.00	0.00
63310 - Travel & Meal Expenses	1,436.76	0.00	0.00	1,000.00	1,000.00	0.00	(1,000.00)
63754 - Promotion & Public Relations	0.00	0.00	0.00	7,900.00	7,900.00	0.00	(7,900.00)
64102 - Professional & Consulting Fees	227,075.62	248,500.00	102,700.00	133,800.00	(114,700.00)	86,500.00	(47,300.00)
66000 - Payments to Indiv. & Organiz'	0.00	14,100.00	14,100.00	18,200.00	4,100.00	21,500.00	3,300.00
67000 - Interfunc. Admin Charges	96,100.00	82,500.00	52,300.00	115,400.00	32,900.00	62,500.00	(52,900.00)
69100 - Transfer to Reserves	0.00	43,000.00	43,000.00	44,000.00	1,000.00	11,100.00	(32,900.00)
99990 - Transfer Surplus/Def to Res.	28,441.41	0.00	0.00	0.00	0.00	0.00	0.00
Grand Total	**367,118.05**	**407,400.00**	**212,500.00**	**368,800.00**	**(38,600.00)**	**181,600.00**	**(187,200.00)**

Net Levy

	2024 Actuals	2025 Budget	2025 Year End Projection	2026 Budget	2026 vs 2025 Budget	2027 Projection	2027 vs 2026 Budget
Climate Change	$9,559	$81,000	$67,000	$72,000	($9,000)	$88,000	$16,000

Climate Change Capital Projects - Total Expenditures

	2026	2027	2028	2029	2030	2031	2032	2033	2034	2035	10 Year Total
CC-0001 - Green Development Standards	$159,400	$62,500	$0	$0	$0	$0	$0	$0	$0	$0	$221,900
CC-0002 - Climate Change Adaptation Plan	$39,800	$0	$0	$0	$0	$0	$0	$0	$0	$0	$39,800
CC-0003 - Corporate Climate Action	$49,700	$0	$0	$0	$0	$0	$0	$0	$0	$0	$49,700
CC-0007 - Support for Sustainable Agriculture	$28,000	$33,000	$38,000	$43,000	$44,000	$45,000	$46,000	$47,000	$48,000	$49,000	$421,000
CC-0009 - Climate Change Action Plan	$44,000	$86,100	$56,100	$57,100	$58,200	$87,300	$60,500	$61,500	$62,200	$0	$573,000
CC-0010 - Climate Opportunities Fund	$47,900	$0	$0	$0	$0	$0	$0	$0	$0	$0	$47,900
Grand Total	**$368,800**	**$181,600**	**$94,100**	**$100,100**	**$102,200**	**$132,300**	**$106,500**	**$108,500**	**$110,200**	**$49,000**	**$1,353,300**

Council Summary

The 2026 Council budget includes a net departmental requirement of $997,500, an increase of $47,600.

Council compensation includes a cost of living adjustment of 2.87% and an increase to reflect the number of scheduled meetings.

The budget for association and membership fees has increased by $2,400 to maintain participation in key municipal memberships, which include the Federation of Canadian Municipalities (FCM), Ontario Good Roads Association (OGRA), the Association of Municipalities of Ontario (AMO), Western Ontario Wardens' Caucus (WOWC), and the Great Lakes and St. Lawrence Cities Initiative.

Conference, travel, and meal expenses have increased by $39,600, based on current spending and assumed inflationary increases for conferences and travel. This investment supports ongoing leadership development and engagement with peers across the province and country. The increase of $38,300 to the 2026 computer and cellular budgets reflects equipment replacement every four years that is funded by annual contributions to reserve.

Council orientation is budgeted at $20,600 and funded through reserves. The two day orientation provides procedural training, legislative updates, and governance education to ensure that Council members are well prepared to make informed decisions, uphold accountability, and serve the community effectively. This orientation is offered to all lower-tier councilors as well as some senior staff.

Council Operating Summary
2026 Budget

Revenues

	2024 Actuals	2025 Budget	2025 Year End Projection	2026 Budget	2026 vs 2025 Budget	2027 Projection	2027 vs 2026 Budget
49400 - Transfer From Reserve	$0	$0	$0	($40,000)	($40,000)	$0	$40,000
49405 - From Reserve - One Time Fundin	$0	($10,000)	($10,000)	($30,600)	($20,600)	($10,000)	$20,600
54040 - Cost Recoveries	($5,185)	($5,200)	($5,000)	($5,200)	$0	($5,200)	$0
Grand Total	**($5,185)**	**($15,200)**	**($15,000)**	**($75,800)**	**($60,600)**	**($15,200)**	**$60,600**

Salaries and Benefits

	2024 Actuals	2025 Budget	2025 Year End Projection	2026 Budget	2026 vs 2025 Budget	2027 Projection	2027 vs 2026 Budget
61000 - Salaries and Wages	$560,086	$585,900	$575,000	$590,100	$4,200	$607,300	$17,200
61220 - CPP	$25,604	$28,100	$28,100	$28,600	$500	$28,900	$300
61223 - OMERS	$45,158	$42,700	$42,700	$42,100	($600)	$40,700	($1,400)
61224 - EHT	$11,319	$10,200	$10,200	$10,200	$0	$10,200	$0
61225 - Group Benefits	$769	$800	$800	$800	$0	$0	($800)
61260 - Service Awards	$0	$1,000	$1,000	$1,800	$800	$1,300	($500)
Grand Total	**$642,936**	**$668,700**	**$657,800**	**$673,600**	**$4,900**	**$688,400**	**$14,800**

Other Expenses

	2024 Actuals	2025 Budget	2025 Year End Projection	2026 Budget	2026 vs 2025 Budget	2027 Projection	2027 vs 2026 Budget
63010 - Association/Membership Fees	$72,040	$68,300	$69,500	$70,700	$2,400	$70,700	$0
63020 - Computer Support/Maintenanace	$113	$300	$0	$500	$200	$500	$0

	2024 Actuals	2025 Budget	2025 Year End Projection	2026 Budget	2026 vs 2025 Budget	2027 Projection	2027 vs 2026 Budget
63030 - Copying & Printing	$0	$100	$0	$200	$100	$200	$0
63041 - Computer Purchase	$0	$2,000	$300	$28,000	$26,000	$0	($28,000)
63052 - Cellular	$6,900	$5,900	$5,900	$18,200	$12,300	$6,200	($12,000)
63060 - Office & Charting Supplies	$133	$300	$0	$0	($300)	$0	$0
63063 - Postage/Courier/Freight	$0	$100	$0	$100	$0	$100	$0
63070 - Other Materials & Services	$6,192	$18,000	$10,800	$14,400	($3,600)	$13,500	($900)
63310 - Travel & Meal Expenses	$80,252	$98,000	$112,700	$125,500	$27,500	$120,300	($5,200)
63320 - Conferences	$17,170	$25,000	$34,000	$37,100	$12,100	$37,100	$0
63772 - Hosted Events	$6,207	$4,000	$8,500	$0	($4,000)	$50,000	$50,000
64020 - Computer Support/Maintenance	$1,203	$5,900	$5,500	$5,500	($400)	$5,500	$0
64102 - Professional & Consulting Fees	$1,685	$10,000	$18,600	$32,500	$22,500	$17,100	($15,400)
65110 - Insurance	$14,353	$16,900	$16,700	$18,100	$1,200	$19,300	$1,200
65200 - Bank Charges	$378	$400	$400	$400	$0	$400	$0
67014 - Interfunc. IS Costs	$33,200	$35,800	$35,800	$35,000	($800)	$36,100	$1,100
69100 - Transfer to Reserves	$5,400	$5,400	$5,400	$13,500	$8,100	$13,500	$0
Grand Total	**$245,228**	**$296,400**	**$324,100**	**$399,700**	**$103,300**	**$390,500**	**($9,200)**

Net Levy

	2024 Actuals	2025 Budget	2025 Year End Projection	2026 Budget	2026 vs 2025 Budget	2027 Projection	2027 vs 2026 Budget
Council	$882,979	$949,900	$966,900	$997,500	$47,600	$1,063,700	$66,200

Court Security

The 2026 Court Security budget includes a net departmental requirement of $400,000 compared to $250,000 in 2025an increase of $150,000.

On July 25, 2024, through report CAOR-CW-18-24, Council directed staff to develop an agreement to provide the City of Owen Sound with funding equal to the difference between the City's net Court Security and Prisoner Transport costs and the provincial grant. This funding was to be included in the annual County budget beginning January 1, 2025, and continuing each year thereafter.

On September 25, 2025, through report CAOR-CW-15-25, staff provided an update to Council outlining ongoing cost pressures associated with enhanced security and operational requirements at the Owen Sound courthouse. On August 11, 2025, the Ministry of the Solicitor General implemented new court security directives requiring immediate, enhanced security measures in all facilities where court proceedings are held. These directives are expected to further increase security costs, resulting in additional financial impacts on the 2026 budget and future years.

County staff continue to advocate with provincial ministries for a review and adjustment of the Court Security and Prisoner Transportation Grant formula to ensure it better reflects current operating realities and mitigates ongoing budget pressures.

Court Security Operating Summary
2026 Budget

Other Expenses

	2024 Actuals	2025 Budget	2025 Year End Projection	2026 Budget	2026 vs 2025 Budget	2027 Projection	2027 vs 2026 Budget
66006 - Payments to Lower Tiers	$0	$250,000	$370,000	$400,000	$150,000	$420,000	$20,000
Grand Total	**$0**	**$250,000**	**$370,000**	**$400,000**	**$150,000**	**$420,000**	**$20,000**

Net Levy

	2024 Actuals	2025 Budget	2025 Year End Projection	2026 Budget	2026 vs 2025 Budget	2027 Projection	2027 vs 2026 Budget
Court Security	$0	$250,000	$370,000	$400,000	$150,000	$420,000	$20,000

Information Services Summary

This departmental budget reflects the costs of keeping the County's network infrastructure up and running along with the costs of licensing and providing virus protection. It also provides training funding to keep the County's Information Technology staff's knowledge current. This budget is funded by an inter-functional charge to each department.

Overall, the Information Services Budget charge out to departments is increasing by $102,700 and is attributed to increased computer software costs, including licensing for Microsoft, Adobe, and Door Access Control. The IS budget is showing an increase of $52,200 for internet and telephone costs, which are not new but have been redistributed to the IS budget from other corporate lines. Further, the IS budget is used to reflect reserve contributions for a capital project to replace server hardware. Those costs are now operationalized. The costs are comparable and replace some of the software expenses previously recorded in this budget.

Information Services Operating Summary
2026 Budget

Revenues

	2024 Actuals	2025 Budget	2025 Year End Projection	2026 Budget	2026 vs 2025 Budget	2027 Projection	2027 vs 2026 Budget
49300 - Sale of Assets	$0	($2,500)	$0	$0	$2,500	$0	$0
53002 - Lower Tier Municipalities	($240)	($100)	$0	($300)	($200)	($300)	$0
Grand Total	**($240)**	**($2,600)**	**$0**	**($300)**	**$2,300**	**($300)**	**$0**

Other Expenses

	2024 Actuals	2025 Budget	2025 Year End Projection	2026 Budget	2026 vs 2025 Budget	2027 Projection	2027 vs 2026 Budget
63026 - Computer Software	$935,029	$936,900	$996,900	$1,059,600	$122,700	$1,116,700	$57,100
63028 - Network Computer Hardware	$0	$0	$100	$0	$0	$0	$0
63029 - Desktop Computer Hardware	$11,076	$12,000	$12,000	$12,000	$0	$12,000	$0
63051 - Telephone	$14	$0	$0	$45,100	$45,100	$45,100	$0
63070 - Other Materials & Services	$2,649	$0	$0	$10,000	$10,000	$0	($10,000)
63300 - Staff Training and Development	$8,534	$12,000	$10,000	$12,000	$0	$12,000	$0
64025 - Network Admin. Services	$6,598	$6,000	$6,000	$6,500	$500	$6,500	$0
64027 - Internet Network Services	$21,035	$20,800	$18,700	$27,900	$7,100	$26,200	($1,700)
64102 - Professional & Consulting Fees	$0	$10,000	$8,500	$16,000	$6,000	$10,000	($6,000)
67014 - Interfunc. IS Costs	($1,100,000)	($1,203,100)	($1,203,100)	($1,305,800)	($102,700)	($1,346,200)	($40,400)
69100 - Transfer to Reserves	$166,500	$208,000	$208,000	$117,000	($91,000)	$118,000	$1,000
Grand Total	**$51,436**	**$2,600**	**$57,100**	**$300**	**($2,300)**	**$300**	**$0**

Net Levy

	2024 Actuals	2025 Budget	2025 Year End Projection	2026 Budget	2026 vs 2025 Budget	2027 Projection	2027 vs 2026 Budget
Information Services	$51,196	$0	$57,100	$0	$0	$0	$0

County Property Summary

The 2026 County Property budgets include a net departmental requirement (total of operating and capital) of $1,102,500 compared to $1,064,200 in 2025, an increase of $38,300. This increase is $8,600 more than the amount included in the 2025 budget for 2026 forecast.

Operating Budget

These budgets include the cost of operating and maintaining the County's administration building, and the building located on the property next to the administration building that is leased to the Canadian Mental Health Association. An increase of $28,500 is budgeted for the administration building, primarily due to increased costs of contracted services to maintain the building based on 2025 actuals.

Capital Budget

The Property Capital Budget includes a net increase of $9,800.

For 2026, the following capital expenditures have been budgeted:

- $6,100 for replacement of the fire alarm panel at the Morrison Building, funded by the Administration Properties Reserve
- $37,600 for replacement of carpet and vinyl flooring in all common areas at the Morrison Building, funded by the Administration Properties Reserve (carried over from the 2025 capital budget)
- $58,800 as a transfer to reserve for future capital replacement of building and equipment components, an increase of $9,800 compared to 2025 budget
- $706,500 in funding for self-financed debenture payments for the expansion and renovation to the original County administration building. This debenture for this project totaled $7,226,733, generates annual interest of 2.8% and will be fully repaid in 2031

County Property - Administration Building Operating Summary 2026 Budget

Revenues

	2024 Actuals	2025 Budget	2025 Year End Projection	2026 Budget	2026 vs 2025 Budget	2027 Projection	2027 vs 2026 Budget
49405 - From Reserve - One Time Fundin	($900)	$0	$0	$0	$0	$0	$0
54040 - Cost Recoveries	($1,000)	($1,000)	($1,000)	($1,000)	$0	($1,000)	$0
Grand Total	**($1,900)**	**($1,000)**	**($1,000)**	**($1,000)**	**$0**	**($1,000)**	**$0**

Salaries and Benefits

	2024 Actuals	2025 Budget	2025 Year End Projection	2026 Budget	2026 vs 2025 Budget	2027 Projection	2027 vs 2026 Budget
61000 - Salaries and Wages	$190,279	$207,500	$189,300	$211,000	$3,500	$222,200	$11,200
61003 - Overtime Wages	$0	$0	$1,800	$0	$0	$0	$0
61220 - CPP	$10,715	$11,700	$10,800	$11,900	$200	$12,400	$500
61221 - EI	$3,649	$4,000	$3,700	$4,000	$0	$4,200	$200
61222 - WSIB Premiums	$2,579	$2,800	$2,600	$2,800	$0	$3,100	$300
61223 - OMERS	$16,593	$17,700	$20,100	$17,800	$100	$17,900	$100
61224 - EHT	$3,725	$4,000	$3,800	$4,100	$100	$4,400	$300
61225 - Group Benefits	$28,910	$32,600	$28,200	$31,800	($800)	$35,500	$3,700
61228 - Boot Allowance	$872	$900	$500	$900	$0	$900	$0
Grand Total	**$257,322**	**$281,200**	**$260,800**	**$284,300**	**$3,100**	**$300,600**	**$16,300**

Other Expenses

	2024 Actuals	2025 Budget	2025 Year End Projection	2026 Budget	2026 vs 2025 Budget	2027 Projection	2027 vs 2026 Budget
63042 - Equip/Furniture Purchases	$3,522	$3,500	$5,000	$5,000	$1,500	$3,500	($1,500)

	2024 Actuals	2025 Budget	2025 Year End Projection	2026 Budget	2026 vs 2025 Budget	2027 Projection	2027 vs 2026 Budget
63052 - Cellular	$1,602	$2,000	$1,000	$2,000	$0	$2,000	$0
63060 - Office & Charting Supplies	$52	$300	$300	$300	$0	$300	$0
63065 - Meeting Room Supplies	$6,077	$7,500	$7,500	$7,500	$0	$7,500	$0
63070 - Other Materials & Services	$325	$3,000	$500	$1,000	($2,000)	$1,000	$0
63075 - Health & Safety Costs	$0	$0	$0	$500	$500	$500	$0
63300 - Staff Training and Development	$93	$1,000	$0	$1,000	$0	$1,000	$0
63310 - Travel & Meal Expenses	$671	$500	$1,000	$700	$200	$700	$0
63401 - Cleaning Supplies	$10,395	$13,000	$13,000	$12,000	($1,000)	$12,000	$0
63403 - Maintenance of Buildings	$22,866	$18,000	$23,000	$20,000	$2,000	$20,000	$0
63440 - Heat	$17,882	$21,000	$24,200	$23,000	$2,000	$23,000	$0
63441 - Hydro	$104,398	$116,500	$120,000	$118,000	$1,500	$118,000	$0
63442 - Water/Sewage	$6,536	$7,500	$6,000	$8,000	$500	$8,000	$0
63447 - Natural Gas Rebate - LAS	($5,685)	($4,500)	($4,500)	($4,500)	$0	($4,500)	$0
63450 - Maintenance of Equipment	$1,043	$800	$900	$800	$0	$800	$0
63485 - Maintenance of Grounds	$114	$1,500	$1,500	$1,500	$0	$1,500	$0
63522 - Cable TV Expense	$1,564	$1,300	$1,300	$1,300	$0	$1,300	$0
63600 - Fuel	$1,153	$1,000	$1,200	$1,200	$200	$1,200	$0
63702 - Equipment Costs/Rentals	$7	$0	$0	$0	$0	$0	$0
63762 - Uniforms	$506	$0	$700	$500	$500	$500	$0
63763 - Displays	$0	$500	$0	$0	($500)	$0	$0
64102 - Professional & Consulting Fees	$0	$0	$16,900	$3,000	$3,000	$3,000	$0
64401 - Cleaning Services	$495	$0	$0	$0	$0	$0	$0
64403 - Bldg Contracted Services	$51,890	$33,000	$80,000	$47,700	$14,700	$50,000	$2,300
64419 - Waste Removal	$7,223	$8,500	$6,900	$8,500	$0	$8,500	$0
64429 - Site Maintenance	$1,898	$500	$300	$500	$0	$500	$0
64450 - Repairs to Ground Equip.	$0	$800	$3,000	$1,800	$1,000	$1,800	$0

	2024 Actuals	2025 Budget	2025 Year End Projection	2026 Budget	2026 vs 2025 Budget	2027 Projection	2027 vs 2026 Budget
64485 - Landscape Mtce. Contracts	$305	$2,500	$0	$1,000	($1,500)	$1,000	$0
64486 - Snow Removal	$28,785	$35,000	$42,000	$35,000	$0	$35,000	$0
65110 - Insurance	$40,285	$43,900	$43,500	$47,100	$3,200	$50,400	$3,300
67007 - Interfunc. Rent	($291,700)	($291,700)	($291,700)	($291,700)	$0	($291,700)	$0
67014 - Interfunc. IS Costs	$5,300	$6,800	$6,800	$6,400	($400)	$7,000	$600
Grand Total	**$17,601**	**$33,700**	**$110,300**	**$59,100**	**$25,400**	**$63,800**	**$4,700**

Net Levy

	2024 Actuals	2025 Budget	2025 Year End Projection	2026 Budget	2026 vs 2025 Budget	2027 Projection	2027 vs 2026 Budget
Property	$273,023	$313,900	$370,100	$342,400	$28,500	$363,400	$21,000

County Property - Morrison Building (G & B House) Operating Summary 2026 Budget

Revenues

	2024 Actuals	2025 Budget	2025 Year End Projection	2026 Budget	2026 vs 2025 Budget	2027 Projection	2027 vs 2026 Budget
54031 - Building Rentals	($9,954)	($10,000)	($10,000)	($10,100)	($100)	($10,100)	$0
Grand Total	**($9,954)**	**($10,000)**	**($10,000)**	**($10,100)**	**($100)**	**($10,100)**	**$0**

Other Expenses

	2024 Actuals	2025 Budget	2025 Year End Projection	2026 Budget	2026 vs 2025 Budget	2027 Projection	2027 vs 2026 Budget
64403 - Bldg Contracted Services	$6,163	$1,000	$1,000	$1,000	$0	$1,000	$0
69100 - Transfer to Reserves	$3,700	$0	$0	$0	$0	$0	$0
69106 - Transfer to Reserve Asset Mgmt	$0	$3,800	$3,800	$3,900	$100	$3,900	$0
Grand Total	**$9,863**	**$4,800**	**$4,800**	**$4,900**	**$100**	**$4,900**	**$0**

Net Levy

	2024 Actuals	2025 Budget	2025 Year End Projection	2026 Budget	2026 vs 2025 Budget	2027 Projection	2027 vs 2026 Budget
Property	($91)	($5,200)	($5,200)	($5,200)	$0	($5,200)	$0

County Property - Administration Building Capital Summary
2026 Budget

Revenues

	2024 Actuals	2025 Budget	2025 Year End Projection	2026 Budget	2026 vs 2025 Budget	2027 Projection	2027 vs 2026 Budget
49400 - Transfer From Reserve	$0	($160,300)	($80,500)	($43,700)	$116,600	($50,600)	($6,900)
52000 - Federal Conditional Grant	$0	($30,000)	($30,000)	$0	$30,000	$0	$0
Grand Total	**$0**	**($190,300)**	**($110,500)**	**($43,700)**	**$146,600**	**($50,600)**	**($6,900)**

Other Expenses

	2024 Actuals	2025 Budget	2025 Year End Projection	2026 Budget	2026 vs 2025 Budget	2027 Projection	2027 vs 2026 Budget
64403 - Bldg Contracted Services	$44,291	$190,300	$310,000	$43,700	($146,600)	$25,000	($18,700)
64429 - Site Maintenance	$0	$0	$0	$0	$0	$25,600	$25,600
69100 - Transfer to Reserves	$41,500	$0	$0	$0	$0	$0	$0
69106 - Transfer to Reserve Asset Mgmt	$0	$49,000	$49,000	$58,800	$9,800	$67,600	$8,800
Grand Total	**$85,791**	**$239,300**	**$359,000**	**$102,500**	**($136,800)**	**$118,200**	**$15,700**

Net Levy

	2024 Actuals	2025 Budget	2025 Year End Projection	2026 Budget	2026 vs 2025 Budget	2027 Projection	2027 vs 2026 Budget
Property	$85,791	$49,000	$248,500	$58,800	$9,800	$67,600	$8,800

County Property - Administration Building - Expansion and Renovation Capital Summary
2026 Budget

Other Expenses

	2024 Actuals	2025 Budget	2025 Year End Projection	2026 Budget	2026 vs 2025 Budget	2027 Projection	2027 vs 2026 Budget
62210 - Debenture - Interest Payments	$140,050	$124,200	$124,200	$107,900	($16,300)	$91,100	($16,800)
68210 - Debenture/Debt Principal Pmts.	$566,489	$582,300	$582,300	$598,600	$16,300	$615,400	$16,800
Grand Total	**$706,539**	**$706,500**	**$706,500**	**$706,500**	**$0**	**$706,500**	**$0**

Net Levy

	2024 Actuals	2025 Budget	2025 Year End Projection	2026 Budget	2026 vs 2025 Budget	2027 Projection	2027 vs 2026 Budget
Property	$706,539	$706,500	$706,500	$706,500	$0	$706,500	$0

Property Capital Projects - Total Expenditures

	2026	2027	2028	2029	2030	2031	2032	2033	2034	2035	10 Year Total
Corporate Services - Property - Administration Building	**$765,300**	**$799,100**	**$799,200**	**$941,000**	**$833,700**	**$824,400**	**$135,900**	**$276,300**	**$179,700**	**$306,700**	**$5,861,300**
PRO-0001 - Administration Building - Debenture Payment	$706,500	$706,500	$706,500	$706,500	$706,500	$322,200	$0	$0	$0	$0	$3,854,700
PRO-0006 - Administration Building - Exterior Light Replacement	$0	$0	$0	$80,000	$0	$0	$0	$0	$0	$0	$80,000
PRO-0009 - Administration Building - Existing Public Washroom Upgrades - Lower Level	$0	$25,000	$0	$0	$0	$0	$0	$0	$0	$0	$25,000
PRO-0010 - Administration Building - Camera System Upgrades	$0	$0	$15,000	$0	$0	$0	$0	$0	$0	$0	$15,000
PRO-0011 - Administration Building - Auto Floor Scrubber	$0	$0	$0	$18,300	$0	$0	$0	$0	$0	$0	$18,300
PRO-0012 - Administration Building - Barrel Roof Vault Windows	$0	$0	$0	$46,800	$0	$0	$0	$0	$0	$0	$46,800
PRO-0013 - Administration Building - Repair and paint exterior and balcony decks	$0	$0	$0	$0	$12,200	$0	$0	$0	$0	$0	$12,200
PRO-0014 - Administration Building - Meeting Room Table and Chairs	$0	$0	$0	$0	$12,200	$0	$0	$0	$0	$0	$12,200
PRO-0015 - Administration Building - Capital Improvements	$58,800	$67,600	$77,700	$89,400	$102,800	$502,200	$135,900	$156,300	$179,700	$206,700	$1,577,100
PRO-0016 - Administration Building - Tractor	$0	$0	$0	$0	$0	$0	$0	$45,000	$0	$0	$45,000
PRO-0018 - Administration Building - Replace A/C in IT Server Room	$0	$0	$0	$0	$0	$0	$0	$25,000	$0	$0	$25,000
PRO-0019 - Administration Building - Repair Exterior Staircases	$0	$0	$0	$0	$0	$0	$0	$30,000	$0	$0	$30,000
PRO-0020 - Administration Building - Replace Domestic Water Heater and Softener	$0	$0	$0	$0	$0	$0	$0	$20,000	$0	$0	$20,000
PRO-0021 - Administration Building - Refurbish Kitchen Cabinetry	$0	$0	$0	$0	$0	$0	$0	$0	$0	$80,000	$80,000
PRO-0022 - Administration Building - Replace HVAC 6 with Heat Pump Hybrid	$0	$0	$0	$0	$0	$0	$0	$0	$0	$20,000	$20,000

	2026	2027	2028	2029	2030	2031	2032	2033	2034	2035	10 Year Total
Corporate Services - Property - Morrison Building	**$43,700**	**$25,600**	**$42,200**	**$0**	**$18,000**	**$0**	**$68,000**	**$25,000**	**$0**	**$25,000**	**$247,500**
PRO-0004 - Morrison Building - Replacement of Carpet and Vinyl Flooring in all Common Areas	$37,600	$0	$0	$0	$0	$0	$0	$0	$0	$0	$37,600
PRO-0005 - Morrison Building - Lighting Replacement	$0	$0	$42,200	$0	$0	$0	$0	$0	$0	$0	$42,200
PRO-0007 - Morrison Building - Parking Lot	$0	$25,600	$0	$0	$0	$0	$0	$0	$0	$0	$25,600
PRO-0008 - Morrison Building - Fire Alarm Panel	$6,100	$0	$0	$0	$0	$0	$0	$0	$0	$0	$6,100
PRO-0023 - Morrison Building - Replace Vinyl Siding	$0	$0	$0	$0	$18,000	$0	$0	$0	$0	$0	$18,000
PRO-0024 - Morrison Building - Replace Entry Doors	$0	$0	$0	$0	$0	$0	$0	$0	$0	$15,000	$15,000
PRO-0025 - Morrison Building - Roof Replacement	$0	$0	$0	$0	$0	$0	$58,000	$0	$0	$0	$58,000
PRO-0026 - Morrison Building - Refurbish Kitchen Cabinetry and Finishes	$0	$0	$0	$0	$0	$0	$10,000	$0	$0	$0	$10,000
PRO-0027 - Morrison Building - Elevator Lift Modernization	$0	$0	$0	$0	$0	$0	$0	$25,000	$0	$0	$25,000
PRO-0028 - Morrison Building - Replace Domestic Water Heater with Heat Pump	$0	$0	$0	$0	$0	$0	$0	$0	$0	$10,000	$10,000
Grand Total	**$809,000**	**$824,700**	**$841,400**	**$941,000**	**$851,700**	**$824,400**	**$203,900**	**$301,300**	**$179,700**	**$331,700**	**$6,108,800**

Provincial Offences

The 2026Provincial Offences budget continues to provide a revenue source to the County and includes a net departmental operating requirement of ($107,100) compared to ($91,600) in 2025, an increase of ($15,500) in net revenue.

The County operates the Provincial Offences courts for both Grey and Bruce counties. The net revenue from the operations is cost shared based on population.

Ticket revenue is expected to increase by $100,000 in 2026to $2,100,000 as more fines are being paid and more cases are being processed in court; however, revenue is difficult to predict. Staff must consider historical averages as well as recent trends to determine an appropriate budget. Expenses continue to rise as a result of an increased number of scheduled court dates and an increased request for interpreters.

Provincial Offences Operating Summary
2026 Budget

Revenues

	2024 Actuals	2025 Budget	2025 Year End Projection	2026 Budget	2026 vs 2025 Budget	2027 Projection	2027 vs 2026 Budget
49000 - Investment Income	($4,657)	($1,000)	($2,500)	($1,000)	$0	($1,000)	$0
49400 - Transfer From Reserve	($4,375)	$0	$0	$0	$0	$0	$0
49405 - From Reserve - One Time Fundin	$0	($10,100)	($10,100)	$0	$10,100	$0	$0
53001 - Other Municipalities	($66,896)	($75,000)	($65,000)	($65,000)	$10,000	($65,000)	$0
54012 - Provincial Offences Revenue	($2,450,241)	($2,000,000)	($2,100,000)	($2,100,000)	($100,000)	($2,100,000)	$0
54018 - Service Ontario Revenue	($196,041)	($200,000)	($200,000)	($200,000)	$0	($200,000)	$0
54039 - Transcripts	($156)	($300)	($200)	($300)	$0	($300)	$0
54040 - Cost Recoveries	($71)	$0	($400)	$0	$0	$0	$0
Grand Total	**($2,722,437)**	**($2,286,400)**	**($2,378,200)**	**($2,366,300)**	**($79,900)**	**($2,366,300)**	**$0**

Salaries and Benefits

	2024 Actuals	2025 Budget	2025 Year End Projection	2026 Budget	2026 vs 2025 Budget	2027 Projection	2027 vs 2026 Budget
61000 - Salaries and Wages	$680,401	$687,900	$719,300	$757,100	$69,200	$791,100	$34,000
61003 - Overtime Wages	$0	$0	$2,000	$0	$0	$0	$0
61220 - CPP	$33,752	$34,400	$35,200	$37,600	$3,200	$40,100	$2,500
61221 - EI	$11,470	$10,900	$11,100	$11,000	$100	$11,000	$0
61222 - WSIB Premiums	$9,326	$9,300	$9,800	$9,900	$600	$10,600	$700
61223 - OMERS	$61,888	$68,100	$67,200	$74,400	$6,300	$77,100	$2,700
61224 - EHT	$13,338	$14,300	$14,300	$14,800	$500	$15,400	$600
61225 - Group Benefits	$89,277	$98,000	$86,300	$94,400	($3,600)	$105,100	$10,700
61260 - Service Awards	$0	$500	$500	$0	($500)	$0	$0

	2024 Actuals	2025 Budget	2025 Year End Projection	2026 Budget	2026 vs 2025 Budget	2027 Projection	2027 vs 2026 Budget
Grand Total	**$899,452**	**$923,400**	**$945,700**	**$999,200**	**$75,800**	**$1,050,400**	**$51,200**

Other Expenses

	2024 Actuals	2025 Budget	2025 Year End Projection	2026 Budget	2026 vs 2025 Budget	2027 Projection	2027 vs 2026 Budget
63010 - Association/Membership Fees	$3,518	$4,400	$3,200	$3,600	($800)	$3,600	$0
63014 - POA Tickets/Forms	$2,043	$3,000	$3,200	$3,200	$200	$3,500	$300
63020 - Computer Support/Maintenanace	$4,727	$6,000	$6,600	$7,200	$1,200	$7,200	$0
63030 - Copying & Printing	$3,015	$2,700	$3,700	$3,700	$1,000	$3,700	$0
63040 - Equip/Furniture Maintenance	$1,034	$4,000	$1,900	$3,500	($500)	$3,500	$0
63041 - Computer Purchase	$2,605	$8,600	$6,500	$6,000	($2,600)	$3,200	($2,800)
63042 - Equip/Furniture Purchases	$1,308	$1,500	$4,800	$3,000	$1,500	$2,000	($1,000)
63051 - Telephone	$5,018	$5,800	$6,200	$400	($5,400)	$300	($100)
63052 - Cellular	$958	$1,700	$1,400	$1,500	($200)	$900	($600)
63060 - Office & Charting Supplies	$957	$2,600	$1,300	$2,100	($500)	$2,200	$100
63063 - Postage/Courier/Freight	$10,669	$9,700	$10,100	$12,200	$2,500	$13,200	$1,000
63064 - Subscriptions & Publications	$4,253	$4,800	$4,600	$5,000	$200	$5,100	$100
63070 - Other Materials & Services	$294	$1,500	$1,000	$1,500	$0	$1,500	$0
63300 - Staff Training and Development	$142	$7,500	$1,700	$3,800	($3,700)	$4,800	$1,000
63310 - Travel & Meal Expenses	$2,061	$9,500	$6,000	$6,600	($2,900)	$6,800	$200
63320 - Conferences	$2,172	$4,000	$3,800	$4,000	$0	$4,000	$0
64020 - Computer Support/Maintenance	$27,785	$36,700	$30,000	$30,000	($6,700)	$30,000	$0
64027 - Internet Network Services	$0	$0	$0	$4,200	$4,200	$4,300	$100
64102 - Professional & Consulting Fees	$19,336	$30,000	$35,000	$35,000	$5,000	$37,000	$2,000
64104 - Provincial Adjudication	$120,615	$135,000	$140,000	$140,000	$5,000	$140,000	$0

	2024 Actuals	2025 Budget	2025 Year End Projection	2026 Budget	2026 vs 2025 Budget	2027 Projection	2027 vs 2026 Budget
64105 - Collection Fees	$16,913	$20,000	$12,000	$20,000	$0	$20,000	$0
64106 - Provincial Prosecution	$16,318	$20,000	$20,000	$20,000	$0	$20,000	$0
64107 - County Prosecution	$350	$3,000	$6,500	$6,000	$3,000	$6,000	$0
64108 - Monitoring & Enforcement	$12,564	$14,000	$13,000	$14,000	$0	$14,000	$0
64120 - Purchased Service	$25,006	$25,000	$25,000	$25,000	$0	$25,000	$0
65110 - Insurance	$1,937	$1,800	$2,600	$2,600	$800	$2,600	$0
65200 - Bank Charges	$43,866	$43,600	$48,500	$43,600	$0	$43,600	$0
65300 - Rent	$7,050	$8,500	$8,500	$8,500	$0	$8,500	$0
66006 - Payments to Lower Tiers	$56,619	$70,000	$60,000	$60,000	($10,000)	$60,000	$0
66009 - Payments to Other Municipalit'	$288,330	$75,000	$75,000	$75,000	$0	$75,000	$0
66010 - Victim Fine Surcharge	$426,064	$365,000	$365,000	$365,000	$0	$365,000	$0
66011 - Dedicated Fine	$137,561	$50,000	$70,000	$70,000	$20,000	$70,000	$0
66012 - Witness Expense	$382	$1,500	$1,000	$1,000	($500)	$1,000	$0
66015 - Payments to Bruce County	$140,717	$58,200	$80,000	$80,000	$21,800	$80,000	$0
67000 - Interfunc. Admin Charges	$62,581	$66,400	$22,800	$22,800	($43,600)	$22,800	$0
67007 - Interfunc. Rent	$138,200	$138,200	$138,200	$138,200	$0	$138,200	$0
67013 - Interfunc. Audit Fees	$4,082	$4,100	$4,100	$4,200	$100	$4,400	$200
67014 - Interfunc. IS Costs	$30,400	$28,100	$28,100	$27,600	($500)	$28,500	$900
Grand Total	**$1,621,448**	**$1,271,400**	**$1,251,300**	**$1,260,000**	**($11,400)**	**$1,261,400**	**$1,400**

Net Levy

	2024 Actuals	2025 Budget	2025 Year End Projection	2026 Budget	2026 vs 2025 Budget	2027 Projection	2027 vs 2026 Budget
Provincial Offences	($201,538)	($91,600)	($181,200)	($107,100)	($15,500)	($54,500)	$52,600

Tax and Other

This budget provides a net levy reduction of $1,518,500, an increase of $387,800 as compared to 2025.

This is the result of an increase of $260,700 in Supplementary Taxes revenue and a decrease of $127,000 in the expense for tax write offs. Write offs have been budgeted based on 2025 year-end projections and analysis of historical averages (2017-2023). Supplementary taxation has been calculated for the 2026budget based on MPAC's preliminary new assessment forecast report.

Tax and Other Operating Summary
2026 Budget

Revenues

	2024 Actuals	2025 Budget	2025 Year End Projection	2026 Budget	2026 vs 2025 Budget	2027 Projection	2027 vs 2026 Budget
40100 - Supplementary Taxes	($2,366,931)	($1,647,300)	($1,647,300)	($1,908,000)	($260,700)	($1,908,000)	$0
40101 - Payments in Lieu of Taxes	($10,425)	($10,400)	($10,400)	($10,500)	($100)	($10,500)	$0
Grand Total	**($2,377,357)**	**($1,657,700)**	**($1,657,700)**	**($1,918,500)**	**($260,800)**	**($1,918,500)**	**$0**

Other Expenses

	2024 Actuals	2025 Budget	2025 Year End Projection	2026 Budget	2026 vs 2025 Budget	2027 Projection	2027 vs 2026 Budget
65204 - Tax Write Offs	$244,951	$527,000	$527,000	$400,000	($127,000)	$400,000	$0
Grand Total	**$244,951**	**$527,000**	**$527,000**	**$400,000**	**($127,000)**	**$400,000**	**$0**

Net Levy

	2024 Actuals	2025 Budget	2025 Year End Projection	2026 Budget	2026 vs 2025 Budget	2027 Projection	2027 vs 2026 Budget
Tax and Other	($2,132,406)	($1,130,700)	($1,130,700)	($1,518,500)	($387,800)	($1,518,500)	$0

WSIB (Worker's Compensation) and Weekly Indemnity (Short-Term Disability)

The WSIB and Weekly Indemnity budgets are self-insured plans. WSIB premiums are charged to each department and fund the actual cost of claims and the administration fee WSIB charges to manage claims. The interdepartmental premium rates for 2026are unchanged from 2025.

The Weekly Indemnity budget is a self-insured short-term disability plan for unionized staff in the three long-term care homes. A third-party disability management company adjudicates eligibility for benefits for full time unionized staff and ensures that the absence of part time employees is medically supported. Premiums are charged to the Long-Term Care budgets for full time employees, is shown as revenue in the Weekly Indemnity budget and is used to cover the cost of the management company as well as short-term disability payments. The premium rates for 2026 are unchanged from 2025.

WSIB Operating Summary
2026 Budget

Revenues

	2024 Actuals	2025 Budget	2025 Year End Projection	2026 Budget	2026 vs 2025 Budget	2027 Projection	2027 vs 2026 Budget
49200 - Penalties and Interest	$1,934	$2,200	$2,000	$2,200	$0	$2,200	$0
Grand Total	**$1,934**	**$2,200**	**$2,000**	**$2,200**	**$0**	**$2,200**	**$0**

Salaries and Benefits

	2024 Actuals	2025 Budget	2025 Year End Projection	2026 Budget	2026 vs 2025 Budget	2027 Projection	2027 vs 2026 Budget
61002 - Grey County Paid Compensation	$168,338	$265,000	$85,000	$265,000	$0	$265,000	$0
61222 - WSIB Premiums	($1,757,945)	($2,213,400)	($1,879,000)	($2,298,400)	($85,000)	($2,348,400)	($50,000)
61230 - Medical Expenses	$712,086	$620,600	$500,000	$620,600	$0	$620,600	$0
61231 - WSIB Admin Fees	$262,857	$270,300	$250,000	$270,300	$0	$270,300	$0
61233 - WSIB (Paid) Compensation	$653,414	$640,300	$600,000	$640,300	$0	$640,300	$0
Grand Total	**$38,751**	**($417,200)**	**($444,000)**	**($502,200)**	**($85,000)**	**($552,200)**	**($50,000)**

Other Expenses

	2024 Actuals	2025 Budget	2025 Year End Projection	2026 Budget	2026 vs 2025 Budget	2027 Projection	2027 vs 2026 Budget
63531 - Other Expenditure Recovery	($50,675)	$0	$0	$0	$0	$0	$0
65110 - Insurance	$383,580	$415,000	$442,000	$500,000	$85,000	$550,000	$50,000
Grand Total	**$332,905**	**$415,000**	**$442,000**	**$500,000**	**$85,000**	**$550,000**	**$50,000**

Net Levy

	2024 Actuals	2025 Budget	YRENDPROJ	2026 Budget	2026 vs 2025 Budget	2027 Projection	2027 vs 2026 Budget
Workers Comp & Weekly Indem. Self Ins	$373,589	$0	$0	$0	$0	$0	$0

Weekly Indemnity (Short Term Disability) Operating 2026 Budget

Salaries and Benefits

	2024 Actuals	2025 Budget	2025 Year End Projection	2026 Budget	2026 vs 2025 Budget	2027 Projection	2027 vs 2026 Budget
61000 - Salaries and Wages	$312,014	$329,900	$280,000	$329,900	$0	$329,900	$0
61220 - CPP	$14,676	$16,900	$16,900	$16,900	$0	$16,900	$0
61221 - EI	$5,125	$6,000	$6,000	$6,000	$0	$6,000	$0
61222 - WSIB Premiums	$3	$0	$0	$0	$0	$0	$0
61224 - EHT	$5,813	$6,500	$6,500	$6,500	$0	$6,500	$0
61225 - Group Benefits	($264,042)	($423,100)	($372,400)	($423,100)	$0	($423,100)	$0
61230 - Medical Expenses	$259	$1,400	$1,000	$1,400	$0	$1,400	$0
61240 - STD Admin. Fee	$61,082	$62,400	$62,000	$62,400	$0	$62,400	$0
Grand Total	**$134,930**	**$0**	**$0**	**$0**	**$0**	**$0**	**$0**

Net Levy

	2024 Actuals	2025 Budget	2025 Year End Projection	2026 Budget	2026 vs 2025 Budget	2027 Projection	2027 vs 2026 Budget
Workers Comp & Weekly Indem. Self Ins	$134,930	$0	$0	$0	$0	$0	$0

Health Unit, Health Care and Education Funding

Grey Bruce Public Health

The 2026 budget contains a net levy requirement of $1,743,400, an increase of $25,000. This budget reflects a $60,100 transfer from Safe Restart Funding to offset part of the contribution. Grey Bruce Health presented its 2025 budget to the Board of Health in April 2025, which approved a 1% increase to the cost-shared mandatory programs. This same level of increase is anticipated to carry forward into 2026.

Health Care Initiatives Funding

The 2026 budget includes a $200,000 contribution to reserve, a decrease of ($9,500) as outlined in staff report FR-BFC-13-25. The report recommends maintaining this amount in 2026 to ensure continued support for community health care needs. Council previously approved a five-year, $1 million commitment to Bright Shores through staff report CAOR-CW-22-23, allocating $200,000 annually from 2023 to 2027. Grey County continues to uphold this $200,000 annual investment through the Health Care Funding Requests program to strengthen local health initiatives.

Grey Bruce Health Unit Operating Summary
2026 Budget

Revenues

	2024 Actuals	2025 Budget	2025 Year End Projection	2026 Budget	2026 vs 2025 Budget	2027 Projection	2027 vs 2026 Budget
49400 - Transfer From Reserve	($37,049)	($67,300)	($67,300)	($60,100)	$7,200	($50,000)	$10,100
54040 - Cost Recoveries	($55,837)	$0	$0	$0	$0	$0	$0
Grand Total	**($92,886)**	**($67,300)**	**($67,300)**	**($60,100)**	**$7,200**	**($50,000)**	**$10,100**

Other Expenses

	2024 Actuals	2025 Budget	2025 Year End Projection	2026 Budget	2026 vs 2025 Budget	2027 Projection	2027 vs 2026 Budget
66000 - Payments to Indiv. & Organiz'	$1,767,931	$1,785,700	$1,785,700	$1,803,500	$17,800	$1,821,600	$18,100
Grand Total	**$1,767,931**	**$1,785,700**	**$1,785,700**	**$1,803,500**	**$17,800**	**$1,821,600**	**$18,100**

Net Levy

	2024 Actuals	2025 Budget	2025 Year End Projection	2026 Budget	2026 vs 2025 Budget	2027 Projection	2027 vs 2026 Budget
Health Unit	$1,675,045	$1,718,400	$1,718,400	$1,743,400	$25,000	$1,771,600	$28,200

Health Care Initiatives Funding Operating Summary
2026 Budget

Revenues

	2024 Actuals	2025 Budget	2025 Year End Projection	2026 Budget	2026 vs 2025 Budget	2027 Projection	2027 vs 2026 Budget
49400 - Transfer From Reserve	($200,000)	($200,000)	($200,000)	($200,000)	$0	($200,000)	$0
Grand Total	**($200,000)**	**($200,000)**	**($200,000)**	**($200,000)**	**$0**	**($200,000)**	**$0**

Other Expenses

	2024 Actuals	2025 Budget	2025 Year End Projection	2026 Budget	2026 vs 2025 Budget	2027 Projection	2027 vs 2026 Budget
66000 - Payments to Indiv. & Organiz'	$200,000	$200,000	$200,000	$200,000	$0	$200,000	$0
69100 - Transfer to Reserves	$209,500	$209,500	$209,500	$200,000	($9,500)	$200,000	$0
Grand Total	**$409,500**	**$409,500**	**$409,500**	**$400,000**	**($9,500)**	**$400,000**	**$0**

Net Levy

	2024 Actuals	2025 Budget	2025 Year End Projection	2026 Budget	2026 vs 2025 Budget	2027 Projection	2027 vs 2026 Budget
Hospital Grants & Health Care Funding	$209,500	$209,500	$209,500	$200,000	($9,500)	$200,000	$0

Grey County

Colour It Your Way

Planning & Community Dev.

Planning and Community Development

Description

The Planning and Community Development functional area of the budget focuses on areas of land use planning, agricultural programs, and County forests and trails, economic development, tourism, Grey Roots Museum and community transportation.

Planning

Land use planning guides how land is used in cities and rural areas. It helps communities grow in a way that is safe and sustainable. Planning involves listening to the community and considering how development will impact people, nature, transportation needs, and existing or planned infrastructure. Through careful planning, Grey County strives to create healthy, sustainable communities where residents can live, work, and play for generations to come, and where businesses can flourish.

Agriculture and Forestry

Grey County manages about 8,000 acres of forests across 45 separate properties. These forests provide clean air, water filtration, and wildlife habitat. County forests are available for public recreational use including hiking, cross-country skiing, and hunting in designated areas. Grey County also supports the Agricultural community through funding support to Grey Ag Services and managing the nuisance beaver and coyote programs.

Economic Development

Economic Development promotes sustainable economic growth, workforce development, and investment opportunities that benefit the entire region. This budget supports economic development services such as the Business Enterprise Centre, the Sydenham Campus, tourism, and strategic planning and studies.

Grey Roots Museum and Archives

Grey County Museum and Archives helps preserve the past and the tell the stories of who we are and where we came from. The Museum offers a range of programming to all ages through exhibits, special events, lecture series, kids camp and more. Home to the acclaimed Moreston Heritage Village, Grey Roots educates and entertains thousands of visitors each year.

Budget

The 2026 budget for the Planning and Community Development function (planning, agriculture, forestry and trail management, economic development and tourism, Grey Roots, and Community Transportation, formerly known as Grey Transit Route) includes a net requirement (total of operating and capital) of $5,845,300 compared to $5,338,800 in 2025, an increase of $506,500. This increase is $249,200 more than the amount included in the 2025 budget for the 2026 forecast.

County of Grey
Planning and Community Development
2026 Budget Net Department Requirement Summary

Planning and Community Development Operating Summary

	2024 Actuals	2025 Budget	2025 Year End Projection	2026 Budget	2026 vs 2025 Budget	2027 Projection	2027 vs 2026 Budget
Agriculture	**$168,913**	**$186,100**	**$174,200**	**$191,200**	**$5,100**	**$194,900**	**$3,700**
Economic Development and Tourism	**$3,027,401**	**$3,372,700**	**$3,319,800**	**$3,661,200**	**$288,500**	**$3,908,600**	**$247,400**
Economic Development	$1,432,488	$1,655,300	$1,669,100	$1,868,700	$213,400	$1,992,900	$124,200
Grey Roots	$1,594,913	$1,717,400	$1,650,700	$1,792,500	$75,100	$1,915,700	$123,200
Forestry and Trails	**$176,700**	**$232,100**	**$227,400**	**$355,200**	**$123,100**	**$356,400**	**$1,200**
Forestry and Trails	$176,700	$232,100	$227,400	$355,200	$123,100	$356,400	$1,200
Planning	**$1,094,550**	**$1,188,700**	**$1,309,700**	**$1,261,300**	**$72,600**	**$1,351,500**	**$90,200**
Civic Addressing	$101,184	$109,800	$108,000	$113,600	$3,800	$119,500	$5,900
Planning	$993,365	$1,078,900	$1,201,700	$1,147,700	$68,800	$1,232,000	$84,300
Grand Total	**$4,467,564**	**$4,979,600**	**$5,031,100**	**$5,468,900**	**$489,300**	**$5,811,400**	**$342,500**

Planning and Community Development Capital Summary

	2024 Actuals	2025 Budget	2025 Year End Projection	2026 Budget	2026 vs 2025 Budget	2027 Projection	2027 vs 2026 Budget
Economic Development and Tourism	$249,912	$220,500	$237,100	$235,000	$14,500	$247,700	$12,700
Forestry and Trails	($405,849)	$114,400	$114,400	$116,700	$2,300	$119,000	$2,300
Planning	$24,700	$24,300	$24,300	$24,700	$400	$24,900	$200
Grand Total	**($131,237)**	**$359,200**	**$375,800**	**$376,400**	**$17,200**	**$391,600**	**$15,200**

Planning and Community Development Operating and Capital Combined Summary

	2024 Actuals	2025 Budget	2025 Year End Projection	2026 Budget	2026 vs 2025 Budget	2027 Projection	2027 vs 2026 Budget
Agriculture	$168,913	$186,100	$174,200	$191,200	$5,100	$194,900	$3,700
Economic Development and Tourism	$3,277,312	$3,593,200	$3,556,900	$3,896,200	$303,000	$4,156,300	$260,100
Forestry and Trails	($229,149)	$346,500	$341,800	$471,900	$125,400	$475,400	$3,500
Planning	$1,119,250	$1,213,000	$1,334,000	$1,286,000	$73,000	$1,376,400	$90,400
Grand Total	**$4,336,327**	**$5,338,800**	**$5,406,900**	**$5,845,300**	**$506,500**	**$6,203,000**	**$357,700**

Planning

The 2026 Planning budget includes a net departmental requirement (total of operating and capital) of $1,286,000 compared to $1,213,000 in 2025, an increase of $73,000. Most of this increase is due to increased salaries and wages from step increases on the non-union salary grid and COLA.

There is some risk in the amount budgeted for development application fees given current market conditions, tariffs, and projected slow down in development for the next two years. In 2026 municipal application revenue, County subdivision and condominium application fees are expected to be lower than the 2025 budgeted amount.

The budget for legal fees has decreased by $5,000 in 2026 to reflect lower anticipated legal activity. The 2026 budget also includes a slight increase in training, to help retain skilled staff.

There are no operating or capital considerations included in the 2026 or 2027 budgets related to the centralized/hybrid planning service delivery model investigations. Should this project move forward, any financial considerations would be highlighted in future staff reports to Council.

The 2026 Planning capital budget has a net requirement of $24,700. This provides funding to support future projects including the Growth Management Study Update, Housing Action Plan, multi-function plotter / scanner lifecycle replacement, Development Charges Review Study, and Official Plan Background Study / Official Plan update.

The Planning team will be focusing on the following reserve funded capital projects for 2026 and 2027:

- $5,000 in 2026 for implementation of the Age Friendly Community Strategic Plan, a key initiative as part of Grey County's strategic themes, demonstrating our commitment to social participation and inclusion in response to the needs of youth and older adults.
- $7,000 to implement the Archaeological Management Plan in 2026. The first part of this project has been completed in 2024 and 2025. This presents an opportunity to partner with Indigenous groups, other interested heritage organizations, and local municipalities to conserve Grey County's archaeological resources.
- $30,000 in 2026 to aid in the implementation of the Housing Action Plan to purposefully increase future housing supply that supports Grey County residents.
- $66,300 in 2026 to update the Development Charge background study from the Development Charges Reserve Fund.

County of Grey
Planning
2026 Budget Net Department Requirement Summary

Planning Operating Summary

	2024 Actuals	2025 Budget	2025 Year End Projection	2026 Budget	2026 vs 2025 Budget	2027 Projection	2027 vs 2026 Budget
Civic Addressing	$101,184	$109,800	$108,000	$113,600	$3,800	$119,500	$5,900
Planning	$993,365	$1,078,900	$1,201,700	$1,147,700	$68,800	$1,232,000	$84,300
Grand Total	**$1,094,550**	**$1,188,700**	**$1,309,700**	**$1,261,300**	**$72,600**	**$1,351,500**	**$90,200**

Planning Capital Summary

	2024 Actuals	2025 Budget	2025 Year End Projection	2026 Budget	2026 vs 2025 Budget	2027 Projection	2027 vs 2026 Budget
Age Friendly Community Strategy	$0	$0	$0	$0	$0	$0	$0
Archeological Management Plan	$0	$0	$0	$0	$0	$0	$0
Housing Action Plan	$0	$0	$0	$0	$0	$0	$0
Planning	$24,700	$24,300	$24,300	$24,700	$400	$24,900	$200
Grand Total	**$24,700**	**$24,300**	**$24,300**	**$24,700**	**$400**	**$24,900**	**$200**

Planning Operating and Capital Combined Summary

	2024 Actuals	2025 Budget	2025 Year End Projection	2026 Budget	2026 vs 2025 Budget	2027 Projection	2027 vs 2026 Budget
Age Friendly Community Strategy	$0	$0	$0	$0	$0	$0	$0
Archeological Management Plan	$0	$0	$0	$0	$0	$0	$0
Civic Addressing	$101,184	$109,800	$108,000	$113,600	$3,800	$119,500	$5,900
Housing Action Plan	$0	$0	$0	$0	$0	$0	$0
Planning	$1,018,065	$1,103,200	$1,226,000	$1,172,400	$69,200	$1,256,900	$84,500
Grand Total	**$1,119,250**	**$1,213,000**	**$1,334,000**	**$1,286,000**	**$73,000**	**$1,376,400**	**$90,400**

Planning Department - General Operating Summary
2026 Budget

Revenues

	2024 Actuals	2025 Budget	2025 Year End Projection	2026 Budget	2026 vs 2025 Budget	2027 Projection	2027 vs 2026 Budget
49400 - Transfer From Reserve	($35,000)	($45,800)	($27,700)	($36,600)	$9,200	($43,800)	($7,200)
49405 - From Reserve - One Time Fundin	($5,080)	$0	$0	$0	$0	$0	$0
54000 - Admin Services	($58)	$0	$0	$0	$0	$0	$0
54021 - App Fees Official Plan	($25,280)	($15,000)	($20,000)	($15,000)	$0	($15,000)	$0
54022 - App Fees Local Applications	($93,500)	($125,000)	($100,000)	($110,000)	$15,000	($110,000)	$0
54024 - App Fees Subdivisions	($179,019)	($135,000)	($110,000)	($115,000)	$20,000	($115,000)	$0
54040 - Cost Recoveries	($1,288)	$0	($200)	$0	$0	$0	$0
54070 - Miscellaneous	($3,301)	($3,300)	($3,300)	($3,300)	$0	($3,300)	$0
Grand Total	**($342,526)**	**($324,100)**	**($261,200)**	**($279,900)**	**$44,200**	**($287,100)**	**($7,200)**

Salaries and Benefits

	2024 Actuals	2025 Budget	2025 Year End Projection	2026 Budget	2026 vs 2025 Budget	2027 Projection	2027 vs 2026 Budget
61000 - Salaries and Wages	$882,429	$949,900	$1,030,500	$994,500	$44,600	$1,049,000	$54,500
61003 - Overtime Wages	$0	$1,500	$0	$1,000	($500)	$1,000	$0
61009 - Salary Recoveries	$0	$0	($6,700)	($9,600)	($9,600)	($9,600)	$0
61220 - CPP	$39,658	$41,600	$51,100	$45,600	$4,000	$49,000	$3,400
61221 - EI	$12,544	$12,700	$15,700	$12,700	$0	$12,700	$0
61222 - WSIB Premiums	$11,311	$12,100	$13,300	$12,500	$400	$13,200	$700
61223 - OMERS	$100,050	$109,500	$110,000	$105,700	($3,800)	$112,400	$6,700
61224 - EHT	$17,290	$18,500	$20,000	$19,400	$900	$20,500	$1,100

	2024 Actuals	2025 Budget	2025 Year End Projection	2026 Budget	2026 vs 2025 Budget	2027 Projection	2027 vs 2026 Budget
61225 - Group Benefits	$108,612	$114,200	$113,400	$110,600	($3,600)	$123,500	$12,900
61228 - Boot Allowance	$0	$0	$200	$200	$200	$200	$0
61260 - Service Awards	$0	$200	$0	$400	$200	$400	$0
Grand Total	**$1,171,895**	**$1,260,200**	**$1,347,500**	**$1,293,000**	**$32,800**	**$1,372,300**	**$79,300**

Other Expenses

	2024 Actuals	2025 Budget	2025 Year End Projection	2026 Budget	2026 vs 2025 Budget	2027 Projection	2027 vs 2026 Budget
63010 - Association/Membership Fees	$6,225	$6,500	$6,400	$6,700	$200	$6,700	$0
63020 - Computer Support/Maintenanace	$765	$800	$0	$800	$0	$800	$0
63030 - Copying & Printing	$673	$700	$700	$700	$0	$700	$0
63040 - Equip/Furniture Maintenance	$0	$2,500	$0	$1,500	($1,000)	$1,500	$0
63041 - Computer Purchase	$5,402	$5,800	$5,200	$1,600	($4,200)	$3,800	$2,200
63051 - Telephone	$2,538	$1,400	$3,300	$1,400	$0	$1,400	$0
63052 - Cellular	$1,043	$1,600	$1,600	$2,000	$400	$2,000	$0
63060 - Office & Charting Supplies	$725	$1,300	$800	$1,300	$0	$1,300	$0
63063 - Postage/Courier/Freight	$1,389	$1,300	$800	$1,400	$100	$1,400	$0
63064 - Subscriptions & Publications	$2,477	$2,800	$3,400	$2,800	$0	$2,800	$0
63070 - Other Materials & Services	$497	$1,000	$300	$1,000	$0	$1,000	$0
63300 - Staff Training and Development	$1,485	$4,600	$4,600	$5,500	$900	$6,000	$500
63310 - Travel & Meal Expenses	$12,840	$11,000	$11,000	$13,700	$2,700	$14,300	$600
63320 - Conferences	$2,490	$3,500	$2,500	$4,000	$500	$4,500	$500
63445 - Rent	$452	$2,000	$3,500	$2,100	$100	$2,100	$0
63756 - Signs	$6,240	$4,000	$3,500	$4,000	$0	$4,000	$0
64020 - Computer Support/Maintenance	$535	$2,600	$2,600	$2,600	$0	$2,600	$0
64100 - Legal Fees	$47,974	$40,000	$22,500	$35,000	($5,000)	$40,000	$5,000

	2024 Actuals	2025 Budget	2025 Year End Projection	2026 Budget	2026 vs 2025 Budget	2027 Projection	2027 vs 2026 Budget
64102 - Professional & Consulting Fees	$40,545	$20,000	$13,000	$15,000	($5,000)	$17,500	$2,500
65200 - Bank Charges	$0	$0	$300	$500	$500	$500	$0
67014 - Interfunc. IS Costs	$26,400	$26,100	$26,100	$27,700	$1,600	$28,600	$900
69100 - Transfer to Reserves	$3,301	$3,300	$3,300	$3,300	$0	$3,300	$0
Grand Total	**$163,997**	**$142,800**	**$115,400**	**$134,600**	**($8,200)**	**$146,800**	**$12,200**

Net Levy

	2024 Actuals	2025 Budget	2025 Year End Projection	2026 Budget	2026 vs 2025 Budget	2027 Projection	2027 vs 2026 Budget
Planning	$993,365	$1,078,900	$1,201,700	$1,147,700	$68,800	$1,232,000	$84,300

Planning Department - Civic Addressing
Operating Summary
2026 Budget

Revenues

	2024 Actuals	2025 Budget	2025 Year End Projection	2026 Budget	2026 vs 2025 Budget	2027 Projection	2027 vs 2026 Budget
53002 - Lower Tier Municipalities	($12,819)	($16,500)	($13,800)	($16,500)	$0	($16,500)	$0
54040 - Cost Recoveries	($337)	($500)	($300)	($500)	$0	($500)	$0
Grand Total	**($13,155)**	**($17,000)**	**($14,100)**	**($17,000)**	**$0**	**($17,000)**	**$0**

Salaries and Benefits

	2024 Actuals	2025 Budget	2025 Year End Projection	2026 Budget	2026 vs 2025 Budget	2027 Projection	2027 vs 2026 Budget
61000 - Salaries and Wages	$18,567	$19,700	$19,700	$20,200	$500	$20,800	$600
61220 - CPP	$1,017	$1,100	$1,100	$1,100	$0	$1,200	$100
61221 - EI	$309	$300	$300	$300	$0	$300	$0
61222 - WSIB Premiums	$202	$300	$300	$300	$0	$300	$0
61223 - OMERS	$1,674	$1,900	$1,900	$1,900	$0	$1,900	$0
61224 - EHT	$361	$400	$400	$400	$0	$400	$0
61225 - Group Benefits	$2,552	$3,000	$2,700	$2,800	($200)	$3,000	$200
Grand Total	**$24,682**	**$26,700**	**$26,400**	**$27,000**	**$300**	**$27,900**	**$900**

Other Expenses

	2024 Actuals	2025 Budget	2025 Year End Projection	2026 Budget	2026 vs 2025 Budget	2027 Projection	2027 vs 2026 Budget
63310 - Travel & Meal Expenses	$0	$100	$0	$100	$0	$100	$0
63756 - Signs	$15,997	$25,000	$20,000	$26,000	$1,000	$30,000	$4,000
64120 - Purchased Service	$73,661	$75,000	$75,700	$77,500	$2,500	$78,500	$1,000
Grand Total	**$89,658**	**$100,100**	**$95,700**	**$103,600**	**$3,500**	**$108,600**	**$5,000**

Net Levy

	2024 Actuals	2025 Budget	2025 Year End Projection	2026 Budget	2026 vs 2025 Budget	2027 Projection	2027 vs 2026 Budget
Civic Addressing	$101,184	$109,800	$108,000	$113,600	$3,800	$119,500	$5,900

Planning Department - General Capital Summary
2026 Budget

Revenues

	2024 Actuals	2025 Budget	2025 Year End Projection	2026 Budget	2026 vs 2025 Budget	2027 Projection	2027 vs 2026 Budget
49400 - Transfer From Reserve	($23,370)	($7,100)	($7,100)	$0	$7,100	($75,000)	($75,000)
49405 - From Reserve - One Time Fundin	$0	$0	$0	($130,000)	($130,000)	$0	$130,000
49415 - From Reserve - Dev. Charges	$0	($52,900)	($52,900)	($66,300)	($13,400)	($50,000)	$16,300
Grand Total	**($23,370)**	**($60,000)**	**($60,000)**	**($196,300)**	**($136,300)**	**($125,000)**	**$71,300**

Other Expenses

	2024 Actuals	2025 Budget	2025 Year End Projection	2026 Budget	2026 vs 2025 Budget	2027 Projection	2027 vs 2026 Budget
63042 - Equip/Furniture Purchases	$23,370	$0	$0	$0	$0	$0	$0
64012 - Professional & Consulting Fees	$0	$0	$0	$85,000	$85,000	$0	($85,000)
64102 - Professional & Consulting Fees	$0	$60,000	$60,000	$81,300	$21,300	$125,000	$43,700
64429 - Site Maintenance	$0	$0	$0	$30,000	$30,000	$0	($30,000)
69100 - Transfer to Reserves	$24,700	$19,400	$19,400	$19,700	$300	$19,800	$100
69106 - Transfer to Reserve Asset Mgmt	$0	$4,900	$4,900	$5,000	$100	$5,100	$100
Grand Total	**$48,070**	**$84,300**	**$84,300**	**$221,000**	**$136,700**	**$149,900**	**($71,100)**

Net Levy

	2024 Actuals	2025 Budget	2025 Year End Projection	2026 Budget	2026 vs 2025 Budget	2027 Projection	2027 vs 2026 Budget
Planning	$24,700	$24,300	$24,300	$24,700	$400	$24,900	$200

Planning Department - Capital Age Friendly Community Strategy Capital Summary
2026 Budget

Revenues

	2024 Actuals	2025 Budget	2025 Year End Projection	2026 Budget	2026 vs 2025 Budget	2027 Projection	2027 vs 2026 Budget
49400 - Transfer From Reserve	($1,323)	($2,500)	($1,500)	($2,500)	$0	$0	$2,500
49415 - From Reserve - Dev. Charges	$0	($2,500)	($2,500)	($2,500)	$0	$0	$2,500
Grand Total	**($1,323)**	**($5,000)**	**($4,000)**	**($5,000)**	**$0**	**$0**	**$5,000**

Other Expenses

	2024 Actuals	2025 Budget	2025 Year End Projection	2026 Budget	2026 vs 2025 Budget	2027 Projection	2027 vs 2026 Budget
64102 - Professional & Consulting Fees	$1,323	$5,000	$4,000	$5,000	$0	$0	($5,000)
Grand Total	**$1,323**	**$5,000**	**$4,000**	**$5,000**	**$0**	**$0**	**($5,000)**

Net Levy

	2024 Actuals	2025 Budget	2025 Year End Projection	2026 Budget	2026 vs 2025 Budget	2027 Projection	2027 vs 2026 Budget
Age Friendly Community Strategy	$0	$0	$0	$0	$0	$0	$0

Planning Department - Housing Action Plan Capital Summary 2026 Budget

Revenues

	2024 Actuals	2025 Budget	2025 Year End Projection	2026 Budget	2026 vs 2025 Budget	2027 Projection	2027 vs 2026 Budget
49400 - Transfer From Reserve	($2,544)	($30,000)	($8,000)	($30,000)	$0	($10,000)	$20,000
Grand Total	**($2,544)**	**($30,000)**	**($8,000)**	**($30,000)**	**$0**	**($10,000)**	**$20,000**

Other Expenses

	2024 Actuals	2025 Budget	2025 Year End Projection	2026 Budget	2026 vs 2025 Budget	2027 Projection	2027 vs 2026 Budget
64102 - Professional & Consulting Fees	$2,544	$30,000	$8,000	$30,000	$0	$10,000	($20,000)
Grand Total	**$2,544**	**$30,000**	**$8,000**	**$30,000**	**$0**	**$10,000**	**($20,000)**

Net Levy

	2024 Actuals	2025 Budget	2025 Year End Projection	2026 Budget	2026 vs 2025 Budget	2027 Projection	2027 vs 2026 Budget
Housing Action Plan	$0	$0	$0	$0	$0	$0	$0

Planning Department - Archeological Management Plan Capital Summary 2026 Budget

Revenues

	2024 Actuals	2025 Budget	2025 Year End Projection	2026 Budget	2026 vs 2025 Budget	2027 Projection	2027 vs 2026 Budget
49400 - Transfer From Reserve	($37,770)	($17,500)	($17,500)	($7,000)	$10,500	$0	$7,000
49415 - From Reserve - Dev. Charges	($37,770)	($17,500)	($17,500)	$0	$17,500	$0	$0
Grand Total	**($75,540)**	**($35,000)**	**($35,000)**	**($7,000)**	**$28,000**	**$0**	**$7,000**

Other Expenses

	2024 Actuals	2025 Budget	2025 Year End Projection	2026 Budget	2026 vs 2025 Budget	2027 Projection	2027 vs 2026 Budget
64102 - Professional & Consulting Fees	$75,540	$35,000	$35,000	$7,000	($28,000)	$0	($7,000)
Grand Total	**$75,540**	**$35,000**	**$35,000**	**$7,000**	**($28,000)**	**$0**	**($7,000)**

Net Levy

	2024 Actuals	2025 Budget	2025 Year End Projection	2026 Budget	2026 vs 2025 Budget	2027 Projection	2027 vs 2026 Budget
Archeological Management Plan	$0	$0	$0	$0	$0	$0	$0

Planning Capital Projects - Total Expenditures

	2026	2027	2028	2029	2030	2031	2032	2033	2034	2035	10 Year Total
PLN-0001 - Age-Friendly Community Strategy/Action Plan	$7,200	$2,200	$2,300	$2,300	$2,400	$2,400	$2,500	$2,500	$2,600	$2,600	$29,000
PLN-0002 - Archaeological Management Plan	$7,000	$0	$0	$0	$0	$0	$0	$0	$0	$0	$7,000
PLN-0003 - Housing Action Plan Implementation	$34,200	$14,300	$14,300	$14,300	$9,400	$9,500	$9,600	$9,700	$9,800	$9,900	$135,000
PLN-0004 - Multi-Function Plotter/Scanner (MFP)	$5,000	$5,100	$5,200	$31,600	$5,400	$5,500	$5,600	$5,700	$34,800	$5,900	$109,800
PLN-0005 - Growth Management Study Updates	$1,200	$1,200	$76,300	$1,500	$1,600	$1,700	$1,800	$1,900	$2,000	$2,100	$91,300
PLN-0006 - Development Charges - 5 Year Review	$68,300	$2,000	$2,000	$2,000	$2,000	$75,200	$2,000	$2,000	$2,000	$82,000	$239,500
PLN-0007 - Bedrock and Shale Resource Study	$0	$75,000	$0	$0	$0	$0	$0	$0	$0	$0	$75,000
PLN-0008 - Official Plan Background Studies and Official Plan Update	$10,100	$60,100	$60,200	$40,200	$10,300	$10,300	$10,400	$10,500	$10,500	$10,600	$233,200
PLN-0010 - Planning - Site Preparation for Surplus Lands	$130,000	$0	$0	$0	$0	$0	$0	$0	$0	$0	$130,000
Grand Total	**$263,000**	**$159,900**	**$160,300**	**$91,900**	**$31,100**	**$104,600**	**$31,900**	**$32,300**	**$61,700**	**$113,100**	**$1,049,800**

Agriculture and Forestry and Trails

Agriculture Budget

The 2026 Agriculture budget includes a net departmental operating requirement of $191,200 compared to $186,100 in 2025, an increase of $5,100.

The Agricultural budget includes costs associated with enforcing the County's Forest Management By-law, much of which is contracted out to the Grey Sauble Conservation Authority (GSCA). It also includes grant contributions to agricultural organizations such as Grey Agricultural Services and the 4-H, as well as grant payments for the harvesting of nuisance beaver and coyotes.

Forestry and Trails Budget

The 2026 Forestry & Trails budget includes a net operating and capital requirement of $471,900, an increase of $125,400; which is primarily increases to the budget for increased forest / trail maintenance, and moving to fund the Buckthorn invasive species management through levy in 2026 instead of half funded from reserve in 2025.

Projected forest revenue of $75,000 is budgeted for 2026. This represents a decrease in revenue of $33,000 compared to the 2025 budget. The fluctuation in revenues from year to year is offset by a transfer from the Forestry reserve in low revenue years, or an associated transfer to reserve in high income years.

The 2026 budget contains increased funding for maintenance work, signage, and trail improvements within County Forests and on the CP Rail Trail. Similar to the 2025 budget, the 2026 and 2027 budgets are focusing on protection and restoration, rather than building new parking lots or trails.

This budget includes the fourth year of the Buckthorn Invasives Management Program in collaboration with the GSCA for $78,000, in support of the County's pledge to protect our environment and natural assets for future generations. The initial Buckthorn work completed in 2023 and 2024 was very successful and funded from the One Time Funding Reserve; the 2025 cost is funded half from levy and half from One Time Funding Reserve. In 2026, the Buckthorn work to be completed is funded fully through levy.

The 2026 budget requires a capital net requirement of $116,700. The following capital projects are scheduled for 2026 and 2027 and are funded from reserve:

- $68,300 and $70,000 for 2026 and 2027 respectively for capital rehabilitation of CP Rail Trail bridges and culverts.
- $25,000 for each of 2026 and 2027 for the CP Rail Trail Land Survey Project, that will continue survey work to properly register sections of the trail in the Land Registry System.
- $16,000 for culvert/bridge assessment updates in 2026.

Contributions to the Trails Reserve of $116,740 and $119,000 are included in the 2026 and 2027 budgets for future capital trail projects.

County of Grey
Agriculture and Forestry and Trails
2026 Budget Net Department Requirement Summary

Agriculture and Forestry and Trails Operating Summary

	2024 Actuals	2025 Budget	2025 Year End Projection	2026 Budget	2026 vs 2025 Budget	2027 Projection	2027 vs 2026 Budget
Agriculture	$168,913	$186,100	$174,200	$191,200	$5,100	$194,900	$3,700
Forestry and Trails	$176,700	$232,100	$227,400	$355,200	$123,100	$356,400	$1,200
Grand Total	**$345,613**	**$418,200**	**$401,600**	**$546,400**	**$128,200**	**$551,300**	**$4,900**

Agriculture and Forestry and Trails Capital Summary

	2024 Actuals	2025 Budget	2025 Year End Projection	2026 Budget	2026 vs 2025 Budget	2027 Projection	2027 vs 2026 Budget
Forestry and Trails General Capital	($405,849)	$114,400	$114,400	$116,700	$2,300	$119,000	$2,300
Land Survey Project	$0	$0	$0	$0	$0	$0	$0
Rail Trail Bridge 42 Rehabilitation	$0	$0	$0	$0	$0	$0	$0
Grand Total	**($405,849)**	**$114,400**	**$114,400**	**$116,700**	**$2,300**	**$119,000**	**$2,300**

Agriculture and Forestry and Trails Operating and Capital Combined Summary

	2024 Actuals	2025 Budget	2025 Year End Projection	2026 Budget	2026 vs 2025 Budget	2027 Projection	2027 vs 2026 Budget
1 - Operating Fund	$345,613	$418,200	$401,600	$546,400	$128,200	$551,300	$4,900
2 - Capital Fund	($405,849)	$114,400	$114,400	$116,700	$2,300	$119,000	$2,300
Grand Total	**($60,236)**	**$532,600**	**$516,000**	**$663,100**	**$130,500**	**$670,300**	**$7,200**

Planning Department - Forestry and Trails
Operating Summary
2026 Budget

Revenues

	2024 Actuals	2025 Budget	2025 Year End Projection	2026 Budget	2026 vs 2025 Budget	2027 Projection	2027 vs 2026 Budget
49400 - Transfer From Reserve	($3,288)	($25,000)	($25,000)	$0	$25,000	$0	$0
49405 - From Reserve - One Time Fundin	($22,878)	($39,000)	($39,000)	$0	$39,000	$0	$0
54033 - Leases	($4,627)	($600)	($600)	($600)	$0	($600)	$0
54050 - Donations	($10,000)	$0	$0	$0	$0	$0	$0
54060 - Miscellaneous Receipts	$0	$0	($200)	$0	$0	$0	$0
54090 - Sale of Forestry Products	($111,375)	($108,000)	($108,000)	($75,000)	$33,000	($90,000)	($15,000)
Grand Total	**($152,168)**	**($172,600)**	**($172,800)**	**($75,600)**	**$97,000**	**($90,600)**	**($15,000)**

Other Expenses

	2024 Actuals	2025 Budget	2025 Year End Projection	2026 Budget	2026 vs 2025 Budget	2027 Projection	2027 vs 2026 Budget
63010 - Association/Membership Fees	$150	$400	$400	$400	$0	$400	$0
63060 - Office & Charting Supplies	$0	$200	$200	$200	$0	$200	$0
63070 - Other Materials & Services	$0	$300	$300	$300	$0	$300	$0
63320 - Conferences	$0	$300	$300	$300	$0	$300	$0
63441 - Hydro	$361	$500	$500	$500	$0	$500	$0
63756 - Signs	$3,501	$15,000	$15,000	$15,000	$0	$15,000	$0
63766 - Fencing	$0	$3,500	$0	$3,500	$0	$3,500	$0
63902 - Road Mtce & Construction	$526	$2,000	$2,000	$2,000	$0	$2,000	$0
64102 - Professional & Consulting Fees	$191,194	$233,500	$233,500	$251,600	$18,100	$261,700	$10,100
64310 - Travel & Meal Expenses	$24,993	$15,600	$15,600	$13,600	($2,000)	$14,200	$600
64601 - Hired Equipment	$26,682	$15,000	$15,000	$15,000	$0	$15,000	$0

	2024 Actuals	2025 Budget	2025 Year End Projection	2026 Budget	2026 vs 2025 Budget	2027 Projection	2027 vs 2026 Budget
64704 - Administration	$25,418	$26,800	$26,800	$36,800	$10,000	$38,300	$1,500
64903 - Maintenance of Trails	$26,445	$60,500	$60,500	$60,500	$0	$63,500	$3,000
66001 - Payments to Municipalities	$29,598	$31,100	$30,100	$31,100	$0	$32,100	$1,000
Grand Total	**$328,868**	**$404,700**	**$400,200**	**$430,800**	**$26,100**	**$447,000**	**$16,200**

Net Levy

	2024 Actuals	2025 Budget	2025 Year End Projection	2026 Budget	2026 vs 2025 Budget	2027 Projection	2027 vs 2026 Budget
Forestry and Trails	$176,700	$232,100	$227,400	$355,200	$123,100	$356,400	$1,200

Planning Department - Agriculture Operating
Operating Summary
2026 Budget

Revenues

	2024 Actuals	2025 Budget	2025 Year End Projection	2026 Budget	2026 vs 2025 Budget	2027 Projection	2027 vs 2026 Budget
54250 - Permit Fee	($4,660)	($4,000)	($3,400)	($3,000)	$1,000	($3,200)	($200)
Grand Total	**($4,660)**	**($4,000)**	**($3,400)**	**($3,000)**	**$1,000**	**($3,200)**	**($200)**

Other Expenses

	2024 Actuals	2025 Budget	2025 Year End Projection	2026 Budget	2026 vs 2025 Budget	2027 Projection	2027 vs 2026 Budget
63020 - Computer Support/Maintenanace	$6,383	$5,100	$5,100	$5,100	$0	$5,100	$0
63051 - Telephone	$111	$200	$200	$200	$0	$200	$0
63300 - Staff Training and Development	$0	$500	$500	$0	($500)	$0	$0
64102 - Professional & Consulting Fees	$54,537	$60,100	$60,100	$61,500	$1,400	$63,900	$2,400
64310 - Travel & Meal Expenses	$10,717	$8,200	$8,200	$8,200	$0	$8,500	$300
64704 - Administration	$8,175	$9,000	$9,000	$9,200	$200	$9,600	$400
66000 - Payments to Indiv. & Organiz'	$42,500	$43,500	$43,500	$44,500	$1,000	$44,500	$0
66002 - Beaver Grants	$11,600	$15,000	$10,000	$15,000	$0	$15,000	$0
66003 - Coyote/Wolf Grants	$7,250	$15,000	$7,500	$15,000	$0	$15,000	$0
67007 - Interfunc. Rent	$27,600	$28,100	$28,100	$28,700	$600	$29,300	$600
67014 - Interfunc. IS Costs	$4,700	$5,400	$5,400	$6,800	$1,400	$7,000	$200
Grand Total	**$173,573**	**$190,100**	**$177,600**	**$194,200**	**$4,100**	**$198,100**	**$3,900**

Net Levy

	2024 Actuals	2025 Budget	2025 Year End Projection	2026 Budget	2026 vs 2025 Budget	2027 Projection	2027 vs 2026 Budget
Agriculture	$168,913	$186,100	$174,200	$191,200	$5,100	$194,900	$3,700

Forestry and Trails Capital Projects - Total Expenditures

	2026	2027	2028	2029	2030	2031	2032	2033	2034	2035	10 Year Total
FTL-0003 - Major Repairs/Rehabilitation of Structures on CP Rail Trail	$68,300	$70,000	$71,800	$73,600	$75,400	$77,300	$79,200	$81,200	$83,200	$85,200	$765,200
FTL-0005 - CP Rail Trail Land Survey Project	$25,000	$25,000	$0	$0	$0	$0	$0	$0	$0	$0	$50,000
FTL-0006 - Culvert/Bridge Assessment Update	$16,000	$0	$5,500	$0	$16,300	$0	$6,000	$0	$6,500	$0	$50,300
FTL-0014 - Transfer to Trails Reserve for Future Capital Needs	$116,700	$119,000	$121,400	$123,800	$126,300	$128,800	$131,400	$134,000	$136,700	$139,500	$1,277,600
Grand Total	**$226,000**	**$214,000**	**$198,700**	**$197,400**	**$218,000**	**$206,100**	**$216,600**	**$215,200**	**$226,400**	**$224,700**	**$2,143,100**

Planning Department - Forestry and Trails General Capital Summary 2026 Budget

Revenues

	2024 Actuals	2025 Budget	2025 Year End Projection	2026 Budget	2026 vs 2025 Budget	2027 Projection	2027 vs 2026 Budget
49300 - Sale of Assets	($518,049)	$0	$0	$0	$0	$0	$0
49400 - Transfer From Reserve	($102,374)	($91,600)	($81,600)	($109,300)	($17,700)	($95,000)	$14,300
Grand Total	**($620,422)**	**($91,600)**	**($81,600)**	**($109,300)**	**($17,700)**	**($95,000)**	**$14,300**

Other Expenses

	2024 Actuals	2025 Budget	2025 Year End Projection	2026 Budget	2026 vs 2025 Budget	2027 Projection	2027 vs 2026 Budget
64102 - Professional & Consulting Fees	$0	$25,000	$15,000	$41,000	$16,000	$25,000	($16,000)
64904 - Bridge & Culvert Rehabilitation	$102,374	$66,600	$66,600	$68,300	$1,700	$70,000	$1,700
69100 - Transfer to Reserves	$112,200	$0	$0	$0	$0	$0	$0
69106 - Transfer to Reserve Asset Mgmt	$0	$114,400	$114,400	$116,700	$2,300	$119,000	$2,300
Grand Total	**$214,574**	**$206,000**	**$196,000**	**$226,000**	**$20,000**	**$214,000**	**($12,000)**

Net Levy

	2024 Actuals	2025 Budget	2025 Year End Projection	2026 Budget	2026 vs 2025 Budget	2027 Projection	2027 vs 2026 Budget
Forestry and Trails	($405,849)	$114,400	$114,400	$116,700	$2,300	$119,000	$2,300

Planning Department - CP Rail Trail - Land Survey Project Capital Summary 2026 Budget

Revenues

	2024 Actuals	2025 Budget	2025 Year End Projection	2026 Budget	2026 vs 2025 Budget	2027 Projection	2027 vs 2026 Budget
49400 - Transfer From Reserve	$0	($25,000)	($15,000)	($25,000)	$0	($25,000)	$0
Grand Total	**$0**	**($25,000)**	**($15,000)**	**($25,000)**	**$0**	**($25,000)**	**$0**

Other Expenses

	2024 Actuals	2025 Budget	2025 Year End Projection	2026 Budget	2026 vs 2025 Budget	2027 Projection	2027 vs 2026 Budget
64102 - Professional & Consulting Fees	$0	$25,000	$15,000	$25,000	$0	$25,000	$0
Grand Total	**$0**	**$25,000**	**$15,000**	**$25,000**	**$0**	**$25,000**	**$0**

Net Levy

	2024 Actuals	2025 Budget	2025 Year End Projection	2026 Budget	2026 vs 2025 Budget	2027 Projection	2027 vs 2026 Budget
Forestry and Trails	$0	$0	$0	$0	$0	$0	$0

Economic Development, Tourism and Culture

Economic Development and Tourism General

The 2026 Economic Development, Tourism and Culture budget includes a net departmental requirement (operating and capital) of $3,896,200 compared to $3,593,200 in 2025, an increase of $303,000.

The 2026 budget continues its focus on key priorities identified in the Economic Development, Tourism & Culture Master Plan, which sets a departmental vision for the next 10 years in pursuit of the Corporate Strategic goal, Building Communities for the Future. In 2026 the theme ‘market’ comes to the fore, building on the work of prior themes: ‘foundation’ and ‘study’ in years one and two.

In addition to sustaining relevant operations, this budget reflects improvements realized through departmental lean training, including a streamlined organizational structure, consolidation of purchasing practices across the department and software efficiencies to reprioritize staff resources.

The budget also includes merit increases and COLA, alongside computer replacements and licensing for staff. Professional development and the continuation of lean training have been prioritized to ensure the EDTC team continues to acquire expertise and seek further efficiencies by determining highest and best value of all resources.

Additionally, through transition in 2025, the Community Transportation initiative has now been formally merged with the EDTC department from the Office of the CAO.

The Economic Development, Tourism and Culture portfolio includes budgets for Economic Development & Tourism, Sydenham Campus, Grey Roots Museum and Archives, and Community Transportation.

Operating:

The Economic Development, Tourism and Culture operating budget for 2026 requires a levy contribution of $3,661,200 an increase of $288,500 as compared to 2025.

This budget has been intentionally developed to support the market theme of Master Plan year three implementation. It prioritizes shared County and Municipal access to Environics Data, enables the next phase of regional investment readiness feasibility and supports targeted regional marketing for tourism and investment, including continued production of the [gath-er] campaign.

There are no secured grants currently included in this budget, though staff will seek opportunities where appropriate to leverage the County’s investment in strategic priorities.

Capital:

The capital portion of the budget requires a net requirement of $235,000 an increase of $14,500 as compared to the 2025 budget.

This levy requirement includes only transfers to reserve as per the EDTC Master Plan and Building Condition Assessments, to ensure reserve levels are sufficient to support the 10-year capital plan without large annual fluctuations. The increase to these contributions each year account for inflation on future projects.

Currently, all capital projects in the EDTC portfolio, including those highlighted below, are funded through reserve.

- $6,700 transfer to reserve to update the EDTC Master Plan scheduled in 2028.
- $3,100 transfer to reserve to replace the Tourism Vehicle in 2026.
- $6,700 transfer to reserve for the future EDTC Master Plan
- $4,700 transfer to reserve for the Tourism Vehicle Replacement
- $1,100 transfer to reserve for future sign replacement projects.
- $10,000 to complete necessary updates to Visit Grey's tourism website, carried forward from 2025, funded through reserve.
- $60,900 for a replacement of the tourism vehicle. $50,900 funded through reserve, and $10,000 through proceeds from disposal.

County of Grey
Economic Development, Tourism and Culture
2026 Budget Net Department Requirement Summary

Operating Summary

	2024 Actuals	2025 Budget	2025 Year End Projection	2026 Budget	2026 vs 2025 Budget	2027 Projection	2027 vs 2026 Budget
Business Enterprise Centre	$120,900	$142,900	$138,500	$154,600	$11,700	$163,400	$8,800
Community Transportation	$300	$101,300	$101,300	$145,000	$43,700	$196,100	$51,100
Economic Development	$1,052,182	$1,164,400	$1,168,900	$1,298,700	$134,300	$1,354,300	$55,600
Grey Roots	$1,594,913	$1,717,400	$1,650,700	$1,792,500	$75,100	$1,915,700	$123,200
Local Immigration Partnership	$0	$0	$0	$0	$0	$0	$0
Sydenham Campus	$259,106	$246,700	$260,400	$270,400	$23,700	$279,100	$8,700
Grand Total	**$3,027,401**	**$3,372,700**	**$3,319,800**	**$3,661,200**	**$288,500**	**$3,908,600**	**$247,400**

Capital Summary

	2024 Actuals	2025 Budget	2025 Year End Projection	2026 Budget	2026 vs 2025 Budget	2027 Projection	2027 vs 2026 Budget
Economic Development	$26,600	$37,300	$37,300	$27,300	($10,000)	$27,600	$300
Grey Roots	$113,938	$101,300	$117,900	$123,800	$22,500	$134,400	$10,600
Sydenham Campus	$109,373	$81,900	$81,900	$83,900	$2,000	$85,700	$1,800
Grand Total	**$249,912**	**$220,500**	**$237,100**	**$235,000**	**$14,500**	**$247,700**	**$12,700**

Operating and Capital Combined Summary

	2024 Actuals	2025 Budget	2025 Year End Projection	2026 Budget	2026 vs 2025 Budget	2027 Projection	2027 vs 2026 Budget
1 - Operating Fund	$3,027,401	$3,372,700	$3,319,800	$3,661,200	$288,500	$3,908,600	$247,400
2 - Capital Fund	$249,912	$220,500	$237,100	$235,000	$14,500	$247,700	$12,700

	2024 Actuals	2025 Budget	2025 Year End Projection	2026 Budget	2026 vs 2025 Budget	2027 Projection	2027 vs 2026 Budget
Grand Total	**$3,277,312**	**$3,593,200**	**$3,556,900**	**$3,896,200**	**$303,000**	**$4,156,300**	**$260,100**

Economic Development and Tourism General Operating Summary 2026 Budget

Revenues

	2024 Actuals	2025 Budget	2025 Year End Projection	2026 Budget	2026 vs 2025 Budget	2027 Projection	2027 vs 2026 Budget
49400 - Transfer From Reserve	($20,000)	($12,500)	($12,500)	($12,500)	$0	$0	$12,500
49405 - From Reserve - One Time Fundin	$0	$0	$0	($70,300)	($70,300)	$0	$70,300
51100 - Provincial Conditional Grant	($63,030)	($50,400)	($19,700)	$0	$50,400	$0	$0
51120 - Provincial Wage Subsidies	($3,816)	($3,700)	($7,000)	($3,700)	$0	($3,700)	$0
52000 - Federal Conditional Grant	$0	$0	($17,500)	$0	$0	$0	$0
53002 - Lower Tier Municipalities	($9,000)	($9,000)	($9,000)	($9,000)	$0	($9,000)	$0
54040 - Cost Recoveries	($2,000)	($22,500)	($27,700)	($12,000)	$10,500	($12,000)	$0
Grand Total	**($97,846)**	**($98,100)**	**($93,400)**	**($107,500)**	**($9,400)**	**($24,700)**	**$82,800**

Salaries and Benefits

	2024 Actuals	2025 Budget	2025 Year End Projection	2026 Budget	2026 vs 2025 Budget	2027 Projection	2027 vs 2026 Budget
61000 - Salaries and Wages	$591,784	$646,400	$647,200	$708,200	$61,800	$699,000	($9,200)
61003 - Overtime Wages	$28	$0	$0	$0	$0	$0	$0
61220 - CPP	$24,848	$26,600	$27,200	$31,400	$4,800	$31,700	$300
61221 - EI	$7,801	$8,300	$9,200	$8,900	$600	$8,300	($600)
61222 - WSIB Premiums	$7,234	$7,800	$8,200	$8,600	$800	$8,600	$0
61223 - OMERS	$62,753	$67,800	$67,200	$73,200	$5,400	$73,300	$100
61224 - EHT	$11,596	$12,500	$12,400	$13,800	$1,300	$13,600	($200)
61225 - Group Benefits	$68,082	$79,200	$67,600	$81,600	$2,400	$86,700	$5,100
Grand Total	**$774,127**	**$848,600**	**$839,000**	**$925,700**	**$77,100**	**$921,200**	**($4,500)**

Other Expenses

	2024 Actuals	2025 Budget	2025 Year End Projection	2026 Budget	2026 vs 2025 Budget	2027 Projection	2027 vs 2026 Budget
63000 - Advertising	$34,854	$46,700	$46,700	$46,700	$0	$46,700	$0
63006 - Image & Graphics Development	$39,746	$20,000	$20,000	$10,000	($10,000)	$10,000	$0
63007 - Media Relations & Group Tours	$204	$0	$0	$0	$0	$0	$0
63008 - Internet Advert. (Mtce/Dev.)	$11,294	$28,000	$28,000	$0	($28,000)	$0	$0
63010 - Association/Membership Fees	$8,815	$7,500	$9,300	$7,300	($200)	$7,300	$0
63020 - Computer Support/Maintenanace	$127	$0	$0	$0	$0	$0	$0
63025 - Website Development	$406	$0	$400	$0	$0	$0	$0
63030 - Copying & Printing	$1,314	$1,000	$1,000	$1,000	$0	$1,000	$0
63041 - Computer Purchase	$0	$0	$0	$7,600	$7,600	$6,900	($700)
63042 - Equip/Furniture Purchases	$626	$700	$900	$700	$0	$700	$0
63051 - Telephone	$3,507	$1,900	$2,900	$1,900	$0	$1,900	$0
63052 - Cellular	$2,237	$4,500	$5,100	$4,100	($400)	$4,100	$0
63060 - Office & Charting Supplies	$776	$2,000	$2,000	$2,000	$0	$2,000	$0
63063 - Postage/Courier/Freight	$1,569	$2,300	$2,200	$2,300	$0	$2,300	$0
63064 - Subscriptions & Publications	$18,719	$15,500	$19,800	$58,000	$42,500	$58,000	$0
63070 - Other Materials & Services	$7,096	$2,500	$1,500	$2,500	$0	$2,500	$0
63300 - Staff Training and Development	$8,374	$10,000	$10,000	$12,000	$2,000	$12,000	$0
63310 - Travel & Meal Expenses	$19,330	$18,500	$18,000	$20,300	$1,800	$20,300	$0
63320 - Conferences	$8,684	$9,000	$9,000	$11,000	$2,000	$11,000	$0
63603 - Vehicle Operations	$7,237	$2,500	$2,500	$2,500	$0	$2,500	$0
63708 - Licenses and Fees	$0	$0	$0	$800	$800	$800	$0
63750 - Brochures/Books	$58,012	$10,000	$10,000	$5,000	($5,000)	$5,000	$0
63754 - Promotion & Public Relations	$56,231	$55,000	$55,800	$105,000	$50,000	$105,000	$0

	2024 Actuals	2025 Budget	2025 Year End Projection	2026 Budget	2026 vs 2025 Budget	2027 Projection	2027 vs 2026 Budget
63756 - Signs	$5,261	$5,300	$5,300	$5,300	$0	$5,300	$0
63758 - Trade Shows	$3,732	$5,500	$3,000	$3,000	($2,500)	$3,000	$0
63762 - Uniforms	$0	$700	$700	$700	$0	$700	$0
63772 - Hosted Events	$9,068	$54,500	$43,000	$37,000	($17,500)	$37,000	$0
63801 - Studies/Reports	$18,855	$50,000	$65,000	$75,000	$25,000	$50,000	($25,000)
64020 - Computer Support/Maintenance	$490	$2,400	$2,400	$2,400	$0	$2,400	$0
64102 - Professional & Consulting Fees	$15,264	$20,000	$20,500	$20,500	$500	$20,500	$0
65200 - Bank Charges	$121	$1,300	$1,700	$1,300	$0	$1,300	$0
66000 - Payments to Indiv. & Organiz'	$3,352	$5,000	$5,000	$3,000	($2,000)	$5,000	$2,000
67014 - Interfunc. IS Costs	$30,600	$31,600	$31,600	$31,600	$0	$32,600	$1,000
Grand Total	**$375,901**	**$413,900**	**$423,300**	**$480,500**	**$66,600**	**$457,800**	**($22,700)**

Net Levy

	2024 Actuals	2025 Budget	2025 Year End Projection	2026 Budget	2026 vs 2025 Budget	2027 Projection	2027 vs 2026 Budget
Economic Development	$1,052,182	$1,164,400	$1,168,900	$1,298,700	$134,300	$1,354,300	$55,600

Economic Development - Local Immigration Partnership
Operating Summary
2026 Budget

Revenues

	2024 Actuals	2025 Budget	2025 Year End Projection	2026 Budget	2026 vs 2025 Budget	2027 Projection	2027 vs 2026 Budget
52000 - Federal Conditional Grant	($335,708)	($95,600)	($150,200)	($38,600)	$57,000	$0	$38,600
54040 - Cost Recoveries	($4,364)	$0	$0	$0	$0	$0	$0
Grand Total	**($340,072)**	**($95,600)**	**($150,200)**	**($38,600)**	**$57,000**	**$0**	**$38,600**

Salaries and Benefits

	2024 Actuals	2025 Budget	2025 Year End Projection	2026 Budget	2026 vs 2025 Budget	2027 Projection	2027 vs 2026 Budget
61000 - Salaries and Wages	$153,948	$40,700	$44,200	$23,200	($17,500)	$0	($23,200)
61220 - CPP	$7,818	$2,000	$2,300	$1,200	($800)	$0	($1,200)
61221 - EI	$2,497	$800	$800	$400	($400)	$0	($400)
61222 - WSIB Premiums	$2,088	$500	$600	$300	($200)	$0	($300)
61223 - OMERS	$15,016	$3,700	$4,300	$2,100	($1,600)	$0	($2,100)
61224 - EHT	$3,016	$800	$1,100	$500	($300)	$0	($500)
61225 - Group Benefits	$21,932	$5,700	$13,300	$10,900	$5,200	$0	($10,900)
Grand Total	**$206,315**	**$54,200**	**$66,600**	**$38,600**	**($15,600)**	**$0**	**($38,600)**

Other Expenses

	2024 Actuals	2025 Budget	2025 Year End Projection	2026 Budget	2026 vs 2025 Budget	2027 Projection	2027 vs 2026 Budget
63030 - Copying & Printing	$1,150	$1,500	$0	$0	($1,500)	$0	$0
63040 - Equip/Furniture Maintenance	$0	$0	$200	$0	$0	$0	$0
63052 - Cellular	$467	$200	$300	$0	($200)	$0	$0

	2024 Actuals	2025 Budget	2025 Year End Projection	2026 Budget	2026 vs 2025 Budget	2027 Projection	2027 vs 2026 Budget
63060 - Office & Charting Supplies	$42	$100	$0	$0	($100)	$0	$0
63070 - Other Materials & Services	$261	$0	$6,100	$0	$0	$0	$0
63300 - Staff Training and Development	$3,818	$400	$0	$0	($400)	$0	$0
63310 - Travel & Meal Expenses	$5,712	$0	$0	$0	$0	$0	$0
63320 - Conferences	$6,921	$500	$300	$0	($500)	$0	$0
63754 - Promotion & Public Relations	$21,910	$8,800	$48,600	$0	($8,800)	$0	$0
64102 - Professional & Consulting Fees	$87,078	$27,900	$26,100	$0	($27,900)	$0	$0
65200 - Bank Charges	$399	$0	$0	$0	$0	$0	$0
67014 - Interfunc. IS Costs	$6,000	$2,000	$2,000	$0	($2,000)	$0	$0
Grand Total	**$133,758**	**$41,400**	**$83,600**	**$0**	**($41,400)**	**$0**	**$0**

Net Levy

	2024 Actuals	2025 Budget	2025 Year End Projection	2026 Budget	2026 vs 2025 Budget	2027 Projection	2027 vs 2026 Budget
Economic Development	$0	$0	$0	$0	$0	$0	$0

Economic Development - General Capital
Capital Summary
2026 Budget

Revenues

	2024 Actuals	2025 Budget	2025 Year End Projection	2026 Budget	2026 vs 2025 Budget	2027 Projection	2027 vs 2026 Budget
49300 - Sale of Assets	$0	$0	$0	($10,000)	($10,000)	$0	$10,000
49400 - Transfer From Reserve	($26,987)	($60,600)	($50,600)	($60,900)	($300)	$0	$60,900
49405 - From Reserve - One Time Fundin	($46,723)	$0	$0	$0	$0	$0	$0
Grand Total	**($73,710)**	**($60,600)**	**($50,600)**	**($70,900)**	**($10,300)**	**$0**	**$70,900**

Other Expenses

	2024 Actuals	2025 Budget	2025 Year End Projection	2026 Budget	2026 vs 2025 Budget	2027 Projection	2027 vs 2026 Budget
63025 - Website Development	$0	$40,000	$30,000	$10,000	($30,000)	$0	($10,000)
63042 - Equip/Furniture Purchases	$46,723	$0	$0	$0	$0	$0	$0
63047 - Vehicle Purchases	$0	$0	$0	$60,900	$60,900	$0	($60,900)
63756 - Signs	$32,988	$35,600	$35,600	$0	($35,600)	$0	$0
69100 - Transfer to Reserves	$20,600	$14,500	$14,500	$19,500	$5,000	$19,700	$200
69106 - Transfer to Reserve Asset Mgmt	$0	$7,800	$7,800	$7,800	$0	$7,900	$100
Grand Total	**$100,310**	**$97,900**	**$87,900**	**$98,200**	**$300**	**$27,600**	**($70,600)**

Net Levy

	2024 Actuals	2025 Budget	2025 Year End Projection	2026 Budget	2026 vs 2025 Budget	2027 Projection	2027 vs 2026 Budget
Economic Development	$26,600	$37,300	$37,300	$27,300	($10,000)	$27,600	$300

Economic Development Capital Projects - Total Expenditures

	2026	2027	2028	2029	2030	2031	2032	2033	2034	2035	10 Year Total
ECD-0002 - Skills Training, Trades & Innovation Initiative (Sydenham Campus)	$320,400	$475,300	$253,000	$349,700	$383,800	$121,100	$310,500	$105,500	$104,900	$168,800	$2,593,000
ECD-0003 - Tourism Signage	$1,100	$1,100	$1,200	$1,200	$1,200	$1,300	$1,300	$1,300	$1,400	$1,400	$12,500
ECD-0004 - Tourism Vehicle	$68,700	$7,900	$7,900	$8,000	$8,100	$8,300	$75,400	$8,700	$8,700	$8,900	$210,600
ECD-0005 - Economic Development, Tourism and Culture Strategic Master Plan	$13,400	$13,600	$13,800	$113,300	$14,200	$14,400	$14,600	$119,800	$14,800	$15,000	$346,900
ECD-0006 - Tourism Website	$15,000	$5,000	$5,100	$5,200	$45,200	$5,300	$5,300	$5,400	$5,400	$45,500	$142,400
Grand Total	**$418,600**	**$502,900**	**$281,000**	**$477,400**	**$452,500**	**$150,400**	**$407,100**	**$240,700**	**$135,200**	**$239,600**	**$3,305,400**

Business Enterprise Centre

This budget supports business start-up, expansion and succession, leading directly to job creation across the region.

The program is anticipated to receive provincial funding of $181,800 in 2026, though the new Transfer Payment Agreement (TPA) has not yet been received from the Province.

Economic Development - Business Enterprise Centre
Operating Summary
2026 Budget

Revenues

	2024 Actuals	2025 Budget	2025 Year End Projection	2026 Budget	2026 vs 2025 Budget	2027 Projection	2027 vs 2026 Budget
51100 - Provincial Conditional Grant	($214,759)	($231,800)	($231,400)	($181,800)	$50,000	($181,800)	$0
54040 - Cost Recoveries	($1,670)	$0	($1,000)	$0	$0	$0	$0
Grand Total	**($216,429)**	**($231,800)**	**($232,400)**	**($181,800)**	**$50,000**	**($181,800)**	**$0**

Salaries and Benefits

	2024 Actuals	2025 Budget	2025 Year End Projection	2026 Budget	2026 vs 2025 Budget	2027 Projection	2027 vs 2026 Budget
61000 - Salaries and Wages	$156,199	$170,900	$170,900	$175,800	$4,900	$180,900	$5,100
61220 - CPP	$7,758	$8,500	$8,500	$9,100	$600	$9,700	$600
61221 - EI	$2,369	$2,600	$2,600	$2,600	$0	$2,600	$0
61222 - WSIB Premiums	$2,154	$2,300	$2,300	$2,300	$0	$2,500	$200
61223 - OMERS	$15,483	$17,300	$17,100	$17,400	$100	$17,600	$200
61224 - EHT	$3,037	$3,400	$3,400	$3,400	$0	$3,500	$100
61225 - Group Benefits	$21,606	$24,500	$21,800	$23,900	($600)	$26,300	$2,400
Grand Total	**$208,606**	**$229,500**	**$226,600**	**$234,500**	**$5,000**	**$243,100**	**$8,600**

Other Expenses

	2024 Actuals	2025 Budget	2025 Year End Projection	2026 Budget	2026 vs 2025 Budget	2027 Projection	2027 vs 2026 Budget
63000 - Advertising	$12,459	$10,200	$10,900	$4,000	($6,200)	$4,000	$0
63010 - Association/Membership Fees	$763	$1,000	$800	$800	($200)	$800	$0
63030 - Copying & Printing	$0	$300	$0	$0	($300)	$0	$0

	2024 Actuals	2025 Budget	2025 Year End Projection	2026 Budget	2026 vs 2025 Budget	2027 Projection	2027 vs 2026 Budget
63041 - Computer Purchase	$0	$0	$2,900	$0	$0	$0	$0
63042 - Equip/Furniture Purchases	$0	$3,800	$3,800	$0	($3,800)	$0	$0
63052 - Cellular	$234	$1,000	$1,000	$1,000	$0	$1,000	$0
63060 - Office & Charting Supplies	$311	$600	$300	$600	$0	$600	$0
63064 - Subscriptions & Publications	$1,181	$400	$1,500	$1,500	$1,100	$1,500	$0
63070 - Other Materials & Services	$546	$500	$500	$500	$0	$500	$0
63086 - Hosted Events - Conferences	$14,867	$16,000	$16,000	$16,000	$0	$16,000	$0
63300 - Staff Training and Development	$101	$2,000	$300	$300	($1,700)	$300	$0
63310 - Travel & Meal Expenses	$3,647	$4,200	$4,300	$5,200	$1,000	$5,200	$0
63320 - Conferences	$509	$0	$1,200	$1,200	$1,200	$1,200	$0
64102 - Professional & Consulting Fees	$11,426	$19,200	$16,700	$8,400	($10,800)	$8,400	$0
65200 - Bank Charges	$62	$0	$100	$100	$100	$100	$0
66000 - Payments to Indiv. & Organiz'	$82,017	$86,000	$84,000	$58,000	($28,000)	$58,000	$0
67000 - Interfunc. Admin Charges	$600	$0	$0	$0	$0	$0	$0
67013 - Interfunc. Audit Fees	$0	$0	$0	$4,300	$4,300	$4,500	$200
Grand Total	**$128,723**	**$145,200**	**$144,300**	**$101,900**	**($43,300)**	**$102,100**	**$200**

Net Levy

	2024 Actuals	2025 Budget	2025 Year End Projection	2026 Budget	2026 vs 2025 Budget	2027 Projection	2027 vs 2026 Budget
Economic Development	$120,900	$142,900	$138,500	$154,600	$11,700	$163,400	$8,800

Sydenham Campus

Sydenham Campus continues to support crucial workforce development, entrepreneurship and innovation in the region, including the targeted growth of Georgian College's skilled trades and apprenticeship programs.

Anticipated revenues of $157,900 in tenant revenues as well as interfunctional rent of $14,700 from Children's Services have been included. $80,000 of the revenue is transferred to reserve annually to fund future capital projects, while the remaining offset some operating expenses, including cleaning. Property tax collected from tenants has been moved in this budget from revenues to the appropriate expense line.

The increased cost of snow removal, waste removal and cleaning supplies are reflected in the budget.

Capital

The Sydenham Campus capital budget includes the following activities:

- $83,900 transfer to reserve to fund future capital projects.
- $231,400 to continue HVAC replacement that started in 2024 with rooftop units, funded from reserve.

Economic Development - Sydenham Campus Operating
Operating Summary
2026 Budget

Revenues

	2024 Actuals	2025 Budget	2025 Year End Projection	2026 Budget	2026 vs 2025 Budget	2027 Projection	2027 vs 2026 Budget
49300 - Sale of Assets	$0	$0	($100)	$0	$0	$0	$0
52000 - Federal Conditional Grant	($25,374)	$0	$0	$0	$0	$0	$0
54035 - Current Tenant Rent	($137,233)	($162,600)	($152,700)	($157,900)	$4,700	($160,000)	($2,100)
Grand Total	**($162,607)**	**($162,600)**	**($152,800)**	**($157,900)**	**$4,700**	**($160,000)**	**($2,100)**

Salaries and Benefits

	2024 Actuals	2025 Budget	2025 Year End Projection	2026 Budget	2026 vs 2025 Budget	2027 Projection	2027 vs 2026 Budget
61000 - Salaries and Wages	$71,755	$75,800	$75,800	$86,200	$10,400	$91,800	$5,600
61220 - CPP	$4,024	$4,300	$4,300	$4,800	$500	$5,200	$400
61221 - EI	$1,248	$1,300	$1,300	$1,300	$0	$1,300	$0
61222 - WSIB Premiums	$973	$1,000	$1,000	$1,200	$200	$1,200	$0
61223 - OMERS	$6,650	$7,200	$7,200	$8,500	$1,300	$9,000	$500
61224 - EHT	$1,406	$1,500	$1,500	$1,700	$200	$1,800	$100
61225 - Group Benefits	$8,205	$11,600	$10,400	$11,700	$100	$13,300	$1,600
61228 - Boot Allowance	$0	$0	$200	$0	$0	$0	$0
Grand Total	**$94,260**	**$102,700**	**$101,700**	**$115,400**	**$12,700**	**$123,600**	**$8,200**

Other Expenses

	2024 Actuals	2025 Budget	2025 Year End Projection	2026 Budget	2026 vs 2025 Budget	2027 Projection	2027 vs 2026 Budget
63042 - Equip/Furniture	$3,671	$5,000	$5,000	$5,000	$0	$5,000	$0

	2024 Actuals	2025 Budget	2025 Year End Projection	2026 Budget	2026 vs 2025 Budget	2027 Projection	2027 vs 2026 Budget
Purchases							
63051 - Telephone	$14,725	$15,300	$16,500	$0	($15,300)	$0	$0
63052 - Cellular	$234	$500	$300	$500	$0	$500	$0
63060 - Office & Charting Supplies	$276	$500	$300	$0	($500)	$0	$0
63070 - Other Materials & Services	$2,664	$5,000	$5,000	$3,000	($2,000)	$3,000	$0
63075 - Health & Safety Costs	$1,356	$1,500	$1,000	$1,500	$0	$1,500	$0
63310 - Travel & Meal Expenses	$63	$500	$0	$0	($500)	$0	$0
63401 - Cleaning Supplies	$2,437	$3,000	$3,000	$5,000	$2,000	$5,000	$0
63403 - Maintenance of Buildings	$5,079	$5,000	$5,000	$5,000	$0	$5,000	$0
63440 - Heat	$6,943	$6,500	$8,000	$7,000	$500	$7,200	$200
63441 - Hydro	$81,617	$85,000	$80,000	$85,000	$0	$85,000	$0
63442 - Water/Sewage	$6,388	$6,000	$6,000	$6,000	$0	$6,500	$500
63485 - Maintenance of Grounds	$465	$500	$1,400	$2,000	$1,500	$2,000	$0
63754 - Promotion & Public Relations	$3,197	$5,000	$5,000	$0	($5,000)	$0	$0
64027 - Internet Network Services	$0	$0	$0	$15,300	$15,300	$15,500	$200
64401 - Cleaning Services	$27,438	$35,000	$31,000	$35,000	$0	$35,000	$0
64403 - Bldg Contracted Services	$42,899	$30,000	$36,000	$35,000	$5,000	$36,000	$1,000
64419 - Waste Removal	$2,392	$1,000	$2,700	$2,000	$1,000	$2,000	$0
64485 - Landscape Mtce. Contracts	$7,473	$6,500	$6,500	$6,500	$0	$6,500	$0
64486 - Snow Removal	$18,595	$20,000	$25,000	$25,000	$5,000	$25,000	$0
65110 - Insurance	$7,484	$7,500	$7,500	$7,800	$300	$8,500	$700
65200 - Bank Charges	$3	$0	$0	$0	$0	$0	$0
66000 - Payments to Indiv. & Organiz'	$22,749	$0	$0	$0	$0	$0	$0
66005 - Pymts Other Mun Property Tax	$3,504	$2,000	$1,000	$1,000	($1,000)	$1,000	$0
67007 - Interfunc. Rent	($14,200)	($14,700)	($14,700)	($14,700)	$0	($14,700)	$0
69100 - Transfer to Reserves	$80,000	$80,000	$0	$0	($80,000)	$0	$0
69106 - Transfer to Reserve Asset Mgmt	$0	$0	$80,000	$80,000	$80,000	$80,000	$0

	2024 Actuals	2025 Budget	2025 Year End Projection	2026 Budget	2026 vs 2025 Budget	2027 Projection	2027 vs 2026 Budget
Grand Total	**$327,452**	**$306,600**	**$311,500**	**$312,900**	**$6,300**	**$315,500**	**$2,600**

Net Levy

	2024 Actuals	2025 Budget	2025 Year End Projection	2026 Budget	2026 vs 2025 Budget	2027 Projection	2027 vs 2026 Budget
Economic Development	$259,106	$246,700	$260,400	$270,400	$23,700	$279,100	$8,700

Economic Development - Sydenham Campus Capital
Capital Summary
2026 Budget

Revenues

	2024 Actuals	2025 Budget	2025 Year End Projection	2026 Budget	2026 vs 2025 Budget	2027 Projection	2027 vs 2026 Budget
49400 - Transfer From Reserve	($169,992)	($345,000)	($112,700)	($236,500)	$108,500	($389,600)	($153,100)
51100 - Provincial Conditional Grant	($13,421)	$0	$0	$0	$0	$0	$0
52000 - Federal Conditional Grant	($320,442)	$0	$0	$0	$0	$0	$0
54040 - Cost Recoveries	$0	$0	($3,800)	$0	$0	$0	$0
Grand Total	**($503,855)**	**($345,000)**	**($116,500)**	**($236,500)**	**$108,500**	**($389,600)**	**($153,100)**

Other Expenses

	2024 Actuals	2025 Budget	2025 Year End Projection	2026 Budget	2026 vs 2025 Budget	2027 Projection	2027 vs 2026 Budget
63042 - Equip/Furniture Purchases	$363,236	$0	$0	$0	$0	$0	$0
64500 - Buildings/Renovations	$169,992	$345,000	$116,500	$236,500	($108,500)	$389,600	$153,100
69100 - Transfer to Reserves	$80,000	$0	$0	$0	$0	$0	$0
69106 - Transfer to Reserve Asset Mgmt	$0	$81,900	$81,900	$83,900	$2,000	$85,700	$1,800
Grand Total	**$613,228**	**$426,900**	**$198,400**	**$320,400**	**($106,500)**	**$475,300**	**$154,900**

Net Levy

	2024 Actuals	2025 Budget	2025 Year End Projection	2026 Budget	2026 vs 2025 Budget	2027 Projection	2027 vs 2026 Budget
Economic Development	$109,373	$81,900	$81,900	$83,900	$2,000	$85,700	$1,800

Grey Roots

The 2026 Grey Roots budget includes a net departmental requirement (total of operating and capital) of $1,916,300 compared to $1,818,700 in 2025, an increase of $97,600.

In 2026, Grey Roots will continue to build meaningful, inclusive relationships and partnerships and prioritize interactive programming. With the success of 2025 lean pilots, staff will now fully operationalize new exhibit, program and event models to create access, draw return visits and deeper engagement. Staff anticipate steady visitation resulting from these innovative changes and introduction of the Wild Weather travelling exhibit.

On the theme of market, and supported by the newly launched website, staff will refresh marketing efforts with greater alignment through tourism.

The increased cost of the Building Automation System and program licensing is included in the budget.

Capital

- $1,500 transfer to reserve for riding lawnmower replacement (to electric)
- $1,700 transfer to reserve for archives equipment upgrades
- $2,200 transfer to the reserve for theatre improvements
- $2,700 transfer to reserve to replace the tractor
- $4,100 transfer to reserve for the digital museum and website
- $11,300 transfer to reserve for future front of house updates
- $24,000 transfer to reserve for capital improvements to Moreston Village buildings
- $66,300 transfer to reserve for capital improvements to the Grey Roots main building
- $10,000 transfer to reserve for Grey County Gallery.
- $10,000 transfer to reserve for the Thomas Weildon Theatre, funded by sponsorship
- $385,000 for final phase (3) of flat roof replacement, funded by reserve
- $7,600 for improvements to theatre, funded by reserve
- $40,000 for updated road signage carried over from 2025, funded by reserve
- $20,700 for replacement of domestic water tanks, funded by reserve
- $11,500 to replace domestic water heaters, funded by reserve

Economic Development - Grey Roots
Operating Summary
2026 Budget

Revenues

	2024 Actuals	2025 Budget	2025 Year End Projection	2026 Budget	2026 vs 2025 Budget	2027 Projection	2027 vs 2026 Budget
49300 - Sale of Assets	($1,418)	$0	($2,500)	$0	$0	$0	$0
49400 - Transfer From Reserve	($34,000)	($6,000)	($6,000)	($17,000)	($11,000)	($2,000)	$15,000
49405 - From Reserve - One Time Fundin	($223,413)	($8,000)	($8,000)	$0	$8,000	$0	$0
51100 - Provincial Conditional Grant	($65,319)	($63,500)	($63,500)	($63,500)	$0	($63,500)	$0
52020 - Federal Wage Subsidies	($26,540)	($18,300)	($18,700)	($18,300)	$0	($18,300)	$0
54000 - Admin Services	($353)	($300)	($300)	($300)	$0	($300)	$0
54010 - Admissions	($32,876)	($60,000)	($67,000)	($60,000)	$0	($80,000)	($20,000)
54013 - Research	($197)	($200)	$0	($200)	$0	($200)	$0
54031 - Building Rentals	($6,296)	($4,000)	($4,000)	($4,000)	$0	($4,000)	$0
54040 - Cost Recoveries	($200)	$0	$0	$0	$0	$0	$0
54050 - Donations	($15,717)	($6,500)	($9,100)	($4,500)	$2,000	($4,500)	$0
54051 - Memberships	($19,809)	($18,000)	($21,000)	($18,000)	$0	($18,000)	$0
54052 - Donations In Kind	($512)	$0	($1,000)	$0	$0	$0	$0
54058 - Sponsorship	($14,000)	($13,500)	($13,500)	($10,000)	$3,500	($10,000)	$0
54070 - Miscellaneous	($3,500)	$0	($3,500)	$0	$0	$0	$0
54105 - Retail Sales	($27,731)	($30,000)	($34,000)	($35,000)	($5,000)	($35,000)	$0
54107 - Cost of Goods Sold (Gift Shop)	$13,497	$15,000	$16,000	$17,500	$2,500	$17,500	$0
54108 - Inventory Write Offs	$751	$100	($200)	$100	$0	$100	$0
54130 - Admissions - Education. Groups	($20,642)	($15,000)	($15,000)	($15,000)	$0	($15,000)	$0
54132 - Admissions - Educ. Daycamps	($28,015)	($28,000)	($28,800)	($28,000)	$0	($28,000)	$0

	2024 Actuals	2025 Budget	2025 Year End Projection	2026 Budget	2026 vs 2025 Budget	2027 Projection	2027 vs 2026 Budget
54133 - Admissions - Special Events	($28,632)	($17,000)	($17,000)	($17,000)	$0	($17,000)	$0
54134 - Admissions - General Groups	($1,279)	($1,000)	($1,000)	($1,000)	$0	($1,000)	$0
Grand Total	**($536,201)**	**($274,200)**	**($298,100)**	**($274,200)**	**$0**	**($279,200)**	**($5,000)**

Salaries and Benefits

	2024 Actuals	2025 Budget	2025 Year End Projection	2026 Budget	2026 vs 2025 Budget	2027 Projection	2027 vs 2026 Budget
61000 - Salaries and Wages	$1,106,019	$970,500	$955,000	$1,006,600	$36,100	$1,034,300	$27,700
61003 - Overtime Wages	$1,441	$0	$700	$0	$0	$0	$0
61220 - CPP	$52,903	$48,900	$50,200	$52,100	$3,200	$54,200	$2,100
61221 - EI	$18,098	$16,500	$17,400	$16,600	$100	$16,600	$0
61222 - WSIB Premiums	$13,701	$12,800	$12,800	$14,000	$1,200	$14,200	$200
61223 - OMERS	$82,494	$79,000	$80,900	$81,100	$2,100	$80,800	($300)
61224 - EHT	$19,859	$18,900	$18,600	$19,400	$500	$20,100	$700
61225 - Group Benefits	$115,864	$113,200	$104,000	$111,400	($1,800)	$122,400	$11,000
61260 - Service Awards	$0	$500	$0	$0	($500)	$0	$0
Grand Total	**$1,410,379**	**$1,260,300**	**$1,239,600**	**$1,301,200**	**$40,900**	**$1,342,600**	**$41,400**

Other Expenses

	2024 Actuals	2025 Budget	2025 Year End Projection	2026 Budget	2026 vs 2025 Budget	2027 Projection	2027 vs 2026 Budget
63000 - Advertising	$0	$0	$0	$31,500	$31,500	$31,500	$0
63002 - Advert. and Promo Sponsorships	$2,402	$5,300	$2,000	$0	($5,300)	$0	$0
63003 - Print Advertising	$11,908	$11,000	$12,300	$0	($11,000)	$0	$0
63005 - Radio Advertising	$13,219	$13,000	$13,000	$0	($13,000)	$0	$0
63008 - Internet Advert. (Mtce/Dev.)	$7,242	$7,500	$7,500	$0	($7,500)	$0	$0
63010 - Association/Membership Fees	$2,015	$2,000	$2,000	$2,000	$0	$2,000	$0

	2024 Actuals	2025 Budget	2025 Year End Projection	2026 Budget	2026 vs 2025 Budget	2027 Projection	2027 vs 2026 Budget
63020 - Computer Support/Maintenanace	$27	$400	$0	$0	($400)	$0	$0
63026 - Computer Software	$135	$0	$0	$0	$0	$0	$0
63030 - Copying & Printing	$3,686	$5,800	$5,200	$5,000	($800)	$5,000	$0
63040 - Equip/Furniture Maintenance	$0	$1,000	$1,000	$1,000	$0	$1,000	$0
63041 - Computer Purchase	$0	$5,700	$4,500	$16,200	$10,500	$15,000	($1,200)
63042 - Equip/Furniture Purchases	$705	$1,000	$1,100	$1,000	$0	$1,000	$0
63051 - Telephone	$18,210	$16,900	$19,000	$12,200	($4,700)	$12,600	$400
63052 - Cellular	$1,876	$3,300	$2,600	$3,900	$600	$3,900	$0
63060 - Office & Charting Supplies	$972	$2,200	$2,200	$2,200	$0	$2,200	$0
63063 - Postage/Courier/Freight	$3,783	$2,800	$2,400	$1,300	($1,500)	$1,300	$0
63064 - Subscriptions & Publications	$264	$600	$7,000	$8,100	$7,500	$8,100	$0
63070 - Other Materials & Services	$4,141	$6,400	$6,400	$6,600	$200	$6,600	$0
63075 - Health & Safety Costs	$1,319	$1,000	$1,000	$1,000	$0	$1,000	$0
63132 - Day Camp Expenses	$3,357	$4,500	$3,600	$4,500	$0	$4,500	$0
63300 - Staff Training and Development	$1,975	$6,700	$6,700	$6,700	$0	$6,700	$0
63309 - Volunteer Recognition	$4,990	$5,000	$5,000	$5,000	$0	$5,000	$0
63310 - Travel & Meal Expenses	$3,409	$5,200	$5,300	$5,200	$0	$5,200	$0
63320 - Conferences	$3,517	$2,200	$2,200	$2,200	$0	$2,200	$0
63401 - Cleaning Supplies	$3,799	$5,000	$5,000	$5,000	$0	$5,000	$0
63403 - Maintenance of Buildings	$33,620	$37,000	$37,000	$37,000	$0	$37,000	$0
63428 - Tools and Equipment Rentals	$1,094	$3,000	$3,000	$3,000	$0	$3,000	$0
63440 - Heat	$11,970	$13,300	$13,000	$13,300	$0	$13,300	$0
63441 - Hydro	$143,109	$149,500	$139,500	$149,500	$0	$149,500	$0
63450 - Maintenance of Equipment	$22,619	$21,000	$21,200	$21,000	$0	$21,000	$0
63451 - Maintenance of Steam Engine	$823	$1,000	$800	$1,000	$0	$1,000	$0

	2024 Actuals	2025 Budget	2025 Year End Projection	2026 Budget	2026 vs 2025 Budget	2027 Projection	2027 vs 2026 Budget
63456 - Maintenance of Heritage Autos	$3,744	$2,500	$2,500	$2,500	$0	$2,500	$0
63457 - Maintenance Heritage Railway	$9,876	$800	$1,800	$800	$0	$800	$0
63467 - Water Regulatory Mtce	$3,882	$6,500	$5,000	$6,500	$0	$6,500	$0
63485 - Maintenance of Grounds	$18,072	$18,000	$18,000	$18,000	$0	$18,000	$0
63531 - Other Expenditure Recovery	($308)	$0	$0	$0	$0	$0	$0
63603 - Vehicle Operations	$2,264	$3,000	$3,000	$3,000	$0	$3,000	$0
63750 - Brochures/Books	$3,963	$5,000	$5,000	$5,000	$0	$5,000	$0
63751 - Costumes	$518	$2,000	$200	$1,000	($1,000)	$1,000	$0
63752 - Conservation	$11,179	$11,300	$11,300	$11,300	$0	$11,300	$0
63754 - Promotion & Public Relations	$1,239	$2,000	$2,000	$7,000	$5,000	$7,000	$0
63755 - Gift Shop Purchases	$169	$500	$500	$500	$0	$500	$0
63756 - Signs	$7,211	$7,000	$7,000	$7,000	$0	$7,000	$0
63757 - Special Events	$25,600	$19,000	$18,000	$19,000	$0	$19,000	$0
63760 - Acquisitions	$3,879	$3,500	$3,500	$3,500	$0	$3,500	$0
63761 - Exhibits	$45,722	$55,000	$59,000	$60,000	$5,000	$60,000	$0
63762 - Uniforms	$228	$1,600	$1,200	$1,600	$0	$1,600	$0
63764 - Educational Programs	$10,569	$10,000	$10,000	$7,500	($2,500)	$7,500	$0
63768 - Membership Programs	$1,600	$2,000	$2,500	$2,000	$0	$2,000	$0
63770 - In House Exhibits	$10,646	$10,000	$10,000	$10,000	$0	$10,000	$0
64012 - Professional & Consulting Fees	$0	$0	$0	$0	$0	$95,000	$95,000
64020 - Computer Support/Maintenance	$9,663	$14,700	$13,400	$15,200	$500	$13,700	($1,500)
64027 - Internet Network Services	$0	$0	$0	$10,400	$10,400	$10,600	$200
64102 - Professional & Consulting Fees	$13,619	$15,800	$5,800	$7,800	($8,000)	$7,800	$0
64401 - Cleaning Services	$45,152	$45,000	$45,000	$50,000	$5,000	$50,000	$0
64403 - Bldg Contracted Services	$11,331	$8,500	$12,600	$17,900	$9,400	$18,300	$400
64406 - Pest Control	$1,088	$1,000	$1,000	$1,000	$0	$1,000	$0
64419 - Waste Removal	$0	$1,000	$1,000	$1,000	$0	$1,000	$0

	2024 Actuals	2025 Budget	2025 Year End Projection	2026 Budget	2026 vs 2025 Budget	2027 Projection	2027 vs 2026 Budget
64428 - Fire Damage	$10,000	$0	$3,500	$0	$0	$0	$0
64486 - Snow Removal	$28,349	$30,000	$31,000	$30,000	$0	$30,000	$0
64602 - Moving Artifacts	$694	$2,500	$2,500	$2,500	$0	$2,500	$0
65110 - Insurance	$25,665	$27,300	$27,100	$29,300	$2,000	$31,300	$2,000
65200 - Bank Charges	$5,292	$4,000	$5,000	$4,000	$0	$4,000	$0
66000 - Payments to Indiv. & Organiz'	$7,693	$15,600	$2,400	$25,600	$10,000	$15,600	($10,000)
67000 - Interfunc. Admin Charges	$22,000	$0	$0	$0	$0	$0	$0
67006 - Interfunc. Maintenance Costs	$0	$0	$0	$0	$0	$0	$0
67013 - Interfunc. Audit Fees	$648	$700	$700	$700	$0	$700	$0
67014 - Interfunc. IS Costs	$60,300	$57,200	$57,200	$49,500	($7,700)	$51,000	$1,500
69100 - Transfer to Reserves	$13,000	$9,000	$9,000	$9,000	$0	$9,000	$0
Grand Total	**$720,735**	**$731,300**	**$709,200**	**$765,500**	**$34,200**	**$852,300**	**$86,800**

Net Levy

	2024 Actuals	2025 Budget	2025 Year End Projection	2026 Budget	2026 vs 2025 Budget	2027 Projection	2027 vs 2026 Budget
Grey Roots	$1,594,913	$1,717,400	$1,650,700	$1,792,500	$75,100	$1,915,700	$123,200

Economic Development - Grey Roots
Capital Summary
2026 Budget

Revenues

	2024 Actuals	2025 Budget	2025 Year End Projection	2026 Budget	2026 vs 2025 Budget	2027 Projection	2027 vs 2026 Budget
49400 - Transfer From Reserve	($744,499)	($217,600)	($401,900)	($489,800)	($272,200)	($219,300)	$270,500
52000 - Federal Conditional Grant	($202,487)	$0	($4,000)	$0	$0	$0	$0
54058 - Sponsorship	($18,000)	($56,000)	($18,000)	($10,000)	$46,000	($10,000)	$0
Grand Total	**($964,986)**	**($273,600)**	**($423,900)**	**($499,800)**	**($226,200)**	**($229,300)**	**$270,500**

Other Expenses

	2024 Actuals	2025 Budget	2025 Year End Projection	2026 Budget	2026 vs 2025 Budget	2027 Projection	2027 vs 2026 Budget
64500 - Buildings/Renovations	$973,624	$227,600	$394,500	$489,800	$262,200	$219,300	($270,500)
69100 - Transfer to Reserves	$105,300	$4,000	$4,000	$4,100	$100	$4,200	$100
69106 - Transfer to Reserve Asset Mgmt	$0	$143,300	$143,300	$129,700	($13,600)	$140,200	$10,500
Grand Total	**$1,078,924**	**$374,900**	**$541,800**	**$623,600**	**$248,700**	**$363,700**	**($259,900)**

Net Levy

	2024 Actuals	2025 Budget	2025 Year End Projection	2026 Budget	2026 vs 2025 Budget	2027 Projection	2027 vs 2026 Budget
Grey Roots	$113,938	$101,300	$117,900	$123,800	$22,500	$134,400	$10,600

Grey Roots Capital Projects - Total Expenditures

	2026	2027	2028	2029	2030	2031	2032	2033	2034	2035	10 Year Total
HER-0001 - Grey Roots - Grey County Gallery Update	$10,000	$10,200	$10,400	$10,600	$10,800	$11,000	$11,200	$11,400	$11,600	$11,800	$109,000
HER-0002 - Grey Roots - Flat Roof Replacement	$385,000	$0	$0	$0	$0	$0	$0	$0	$0	$0	$385,000
HER-0004 - Grey Roots - Electric Riding Lawn Mower	$1,500	$4,500	$38,300	$4,700	$4,800	$4,900	$5,000	$5,100	$43,900	$5,300	$118,000
HER-0006 - Grey Roots - Theatre Improvements	$19,800	$12,200	$12,400	$2,400	$2,600	$2,700	$2,800	$2,900	$3,000	$3,100	$63,900
HER-0007 - Grey Roots - Front of House Upgrades	$25,000	$0	$0	$0	$0	$0	$0	$0	$0	$0	$25,000
HER-0008 - Grey Roots - Digital Museum / Website	$4,100	$4,200	$4,300	$4,400	$49,500	$4,600	$4,700	$4,800	$4,900	$55,000	$140,500
HER-0011 - Grey Roots - Update Road Signage	$40,000	$0	$0	$0	$0	$0	$0	$0	$0	$0	$40,000
HER-0012 - Grey Roots - Equipment Upgrades - Archives	$1,700	$1,800	$1,800	$1,800	$1,900	$1,900	$1,900	$1,900	$1,900	$1,900	$18,500
HER-0015 - Grey Roots - Replace Domestic Water Tanks	$20,700	$0	$0	$0	$0	$0	$0	$0	$0	$0	$20,700
HER-0016 - Grey Roots - Replace Domestic Hot Water Heater	$11,500	$0	$0	$0	$0	$0	$0	$13,200	$0	$0	$24,700
HER-0017 - Grey Roots - Replace Domestic Water Ultraviolet Disinfection System	$0	$10,400	$0	$0	$0	$0	$0	$0	$0	$0	$10,400
HER-0018 - Grey Roots - Domestic Water Softener	$0	$3,000	$0	$0	$0	$0	$0	$0	$0	$0	$3,000
HER-0019 - Grey Roots - Replacement of CCTV System	$0	$21,900	$0	$0	$0	$0	$0	$0	$0	$0	$21,900
HER-0020 - Heritage Village - Replace roofing	$0	$184,000	$0	$0	$0	$0	$0	$0	$0	$0	$184,000
HER-0021 - Grey Roots - Replace Emergency Fire Pump System	$0	$0	$58,000	$0	$0	$0	$0	$0	$0	$0	$58,000
HER-0022 - Grey Roots - Replace Domestic Water System Turbidimeter and Water Disinfection System	$0	$0	$15,200	$0	$0	$0	$0	$0	$0	$0	$15,200
HER-0023 - Grey Roots - Replacement of Water Filtration System	$0	$0	$0	$23,900	$0	$0	$0	$0	$0	$0	$23,900
HER-0024 - Grey Roots - Replacement of Door Entry Systems	$0	$0	$0	$23,400	$0	$0	$0	$0	$0	$0	$23,400
HER-0025 - Grey Roots - Replace Communications Room Backup Generator	$0	$0	$0	$2,700	$0	$0	$0	$0	$0	$0	$2,700

	2026	2027	2028	2029	2030	2031	2032	2033	2034	2035	10 Year Total
HER-0026 - Grey Roots - Replacement of Variable Actuator Valve boxes for the HVAC Systems	$0	$0	$0	$23,000	$0	$0	$0	$0	$0	$0	$23,000
HER-0027 - Grey Roots - Aluminum Glazed Doors	$0	$0	$0	$48,800	$0	$0	$0	$0	$0	$0	$48,800
HER-0028 - Grey Roots - Replace Exhaust Fans	$0	$0	$0	$43,000	$0	$0	$0	$0	$0	$0	$43,000
HER-0029 - Grey Roots - Pump House Exhaust Fans and Louver	$0	$0	$0	$9,800	$0	$0	$0	$0	$0	$0	$9,800
HER-0030 - Grey Roots - Replace Loading Dock Unit Heater	$0	$0	$0	$6,000	$0	$0	$0	$0	$0	$0	$6,000
HER-0031 - Grey Roots - Replace Water Well Pump	$0	$0	$0	$0	$11,000	$0	$0	$0	$0	$0	$11,000
HER-0032 - Grey Roots - Replace Skylights	$0	$0	$0	$0	$3,700	$0	$0	$0	$0	$0	$3,700
HER-0033 - Grey Roots - Replace Service Doors	$0	$0	$0	$0	$37,300	$0	$0	$0	$0	$0	$37,300
HER-0034 - Grey Roots - Replace Overhead Doors	$0	$0	$0	$0	$12,400	$0	$0	$0	$0	$0	$12,400
HER-0035 - Heritage Village - Replace Rice Blacksmith Roof	$0	$0	$0	$0	$18,100	$0	$0	$0	$0	$0	$18,100
HER-0036 - Heritage Village - Moor Muir Engine Shop Radiant Tube & Unit Heater	$0	$0	$0	$0	$16,800	$0	$0	$0	$0	$0	$16,800
HER-0037 - Grey Roots - Tractor	$2,700	$2,700	$2,700	$2,700	$2,800	$29,900	$3,000	$3,100	$3,200	$3,300	$56,100
HER-0038 - Grey Roots - Repair Exterior Cedar Siding	$0	$0	$0	$0	$0	$6,700	$0	$0	$0	$0	$6,700
HER-0039 - Heritage Village - Bluewater Garage Pine Siding Replacement	$0	$0	$0	$0	$0	$0	$18,100	$0	$0	$0	$18,100
HER-0040 - Heritage Village - LED Lighting	$0	$0	$0	$0	$0	$0	$0	$47,500	$0	$0	$47,500
HER-0041 - Grey Roots - Front of House Update	$11,300	$11,500	$11,700	$11,900	$12,200	$12,400	$12,600	$12,900	$13,200	$0	$109,700
HER-0042 - Grey Roots - Capital Improvements to - Moreston Village Buildings	$24,000	$24,600	$25,200	$25,800	$26,400	$27,100	$27,800	$28,500	$29,200	$0	$238,600
HER-0043 - Grey Roots - Capital Improvements to Main Building (BCA)	$66,300	$72,700	$84,400	$96,300	$108,400	$120,800	$133,400	$146,300	$159,400	$0	$988,000
HER-0045 - Grey Roots - Marmoleum Flooring Replacement	$0	$0	$0	$0	$0	$0	$0	$0	$145,400	$0	$145,400
HER-0046 - Grey Roots - Replace Fume Hood	$0	$0	$0	$0	$0	$0	$0	$0	$13,500	$0	$13,500
HER-0047 - Grey Roots - Replace Well Pump	$0	$0	$0	$0	$0	$0	$0	$0	$10,100	$0	$10,100

	2026	2027	2028	2029	2030	2031	2032	2033	2034	2035	10 Year Total
HER-0049 - Grey Roots - Replace BAS Hardware & Software	$0	$0	$0	$0	$0	$0	$0	$0	$0	$52,200	$52,200
HER-0050 - Grey Roots - Heritage Village - Moor & Muir Engine Works Building Overhead Doors	$0	$0	$0	$0	$0	$0	$0	$0	$0	$24,800	$24,800
HER-0051 - Grey Roots - Heritage Village - Moor & Muir Engine Works Building - Exterior Doors	$0	$0	$0	$0	$0	$0	$0	$0	$0	$20,600	$20,600
Grand Total	**$623,600**	**$363,700**	**$264,400**	**$341,200**	**$318,700**	**$222,000**	**$220,500**	**$277,600**	**$439,300**	**$178,000**	**$3,249,000**

Community Transportation

At present time, this budget provides a 2026 allocation towards the Tri-County Regional Transit Network. The details of budget expenditure will be unknown until study completion and endorsement in 2026.

Both operations of the GTR and the GOST transit services are extended until August 31, 2026, ensuring continued transit access while a study is being completed for a potential new regional system. The province has approved Ontario Transit Investment Fund (OTIF) which will support both services as well as a new community transportation system to be implemented as of September 1, 2026 based on completed study.

Grey County has committed $145,000 in levy to cover additional costs beyond the provincial grant and partner contributions (an increase of $43,700 over 2025).

Economic Development - Community Transportation
Operating Summary
2026 Budget

Revenues

	2024 Actuals	2025 Budget	2025 Year End Projection	2026 Budget	2026 vs 2025 Budget	2027 Projection	2027 vs 2026 Budget
49405 - From Reserve - One Time Fundin	($208,700)	($178,000)	($100,000)	($84,100)	$93,900	$0	$84,100
51100 - Provincial Conditional Grant	($487,947)	($115,600)	($211,000)	($270,000)	($154,400)	$0	$270,000
52000 - Federal Conditional Grant	$0	$0	($50,000)	($50,000)	($50,000)	$0	$50,000
53001 - Other Municipalities	$0	$0	$0	($150,400)	($150,400)	$0	$150,400
53002 - Lower Tier Municipalities	($187,285)	($38,400)	($38,800)	$0	$38,400	$0	$0
54099 - Fare Revenue	($111,451)	($27,000)	($41,200)	($84,500)	($57,500)	$0	$84,500
Grand Total	**($995,383)**	**($359,000)**	**($441,000)**	**($639,000)**	**($280,000)**	**$0**	**$639,000**

Salaries and Benefits

	2024 Actuals	2025 Budget	2025 Year End Projection	2026 Budget	2026 vs 2025 Budget	2027 Projection	2027 vs 2026 Budget
61000 - Salaries and Wages	$96,082	$101,600	$102,000	$104,400	$2,800	$107,400	$3,000
61220 - CPP	$4,122	$4,300	$4,300	$4,800	$500	$5,200	$400
61221 - EI	$1,255	$1,300	$1,300	$1,300	$0	$1,300	$0
61222 - WSIB Premiums	$1,303	$1,300	$1,500	$1,400	$100	$1,500	$100
61223 - OMERS	$10,218	$11,000	$11,000	$11,200	$200	$11,500	$300
61224 - EHT	$1,882	$2,000	$2,000	$2,000	$0	$2,100	$100
61225 - Group Benefits	$12,112	$13,200	$11,400	$12,900	($300)	$14,100	$1,200
Grand Total	**$126,975**	**$134,700**	**$133,500**	**$138,000**	**$3,300**	**$143,100**	**$5,100**

Other Expenses

	2024 Actuals	2025 Budget	2025 Year End Projection	2026 Budget	2026 vs 2025 Budget	2027 Projection	2027 vs 2026 Budget
63052 - Cellular	$396	$100	$1,400	$1,000	$900	$1,000	$0
63060 - Office & Charting Supplies	$0	$300	$0	$0	($300)	$0	$0
63070 - Other Materials & Services	$45	$500	$100	$2,100	$1,600	$0	($2,100)
63310 - Travel & Meal Expenses	$0	$100	$0	$0	($100)	$0	$0
63486 - Snow Removal	$0	$0	$0	$1,500	$1,500	$0	($1,500)
63708 - Licenses and Fees	$687	$700	$0	$0	($700)	$0	$0
63754 - Promotion & Public Relations	$0	$1,500	$0	$12,700	$11,200	$0	($12,700)
64102 - Professional & Consulting Fees	$0	$0	$50,000	$150,000	$150,000	$0	($150,000)
64486 - Snow Removal	$916	$1,000	$1,000	$0	($1,000)	$0	$0
64520 - Transportation	$866,664	$310,400	$354,200	$478,700	$168,300	$52,000	($426,700)
66006 - Payments to Lower Tiers	$0	$11,000	$2,100	$0	($11,000)	$0	$0
Grand Total	**$868,708**	**$325,600**	**$408,800**	**$646,000**	**$320,400**	**$53,000**	**($593,000)**

Net Levy

	2024 Actuals	2025 Budget	2025 Year End Projection	2026 Budget	2026 vs 2025 Budget	2027 Projection	2027 vs 2026 Budget
Economic Development	$300	$101,300	$101,300	$145,000	$43,700	$196,100	$51,100

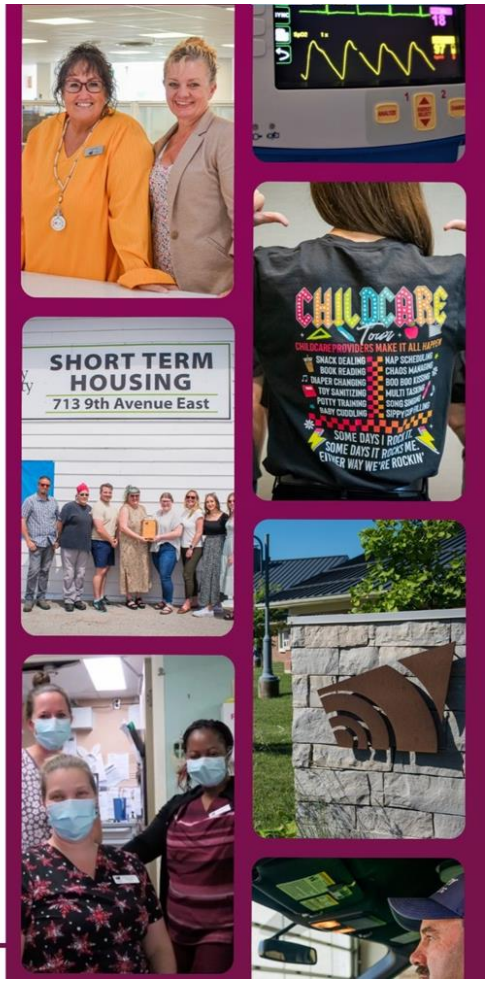

Grey County

Colour It Your Way

Human Services

Human Services Summary

Description

The Human Services function of the budget supports those in our communities that are the most marginalized, vulnerable or disadvantaged. These services include long-term care, housing programs, emergency shelter, Ontario Works, and early learning and childcare. This budget also includes the costs for delivering paramedic services.

Social Services

Grey County Social Services delivers person-centred supports to help families and individuals in our communities navigate their pathway towards success and stability. Around 1,400 households comprised of 2,8000 individuals are supported through the Ontario Works program in Grey County.

Grey County Early Learning and Child Care Services offers programs, subsidies and information for parents and a range of supports for agencies and child care providers.

Housing

Everyone deserves a safe and affordable place to call home. Grey County Housing administers several affordable housing programs, guided by the Housing and Homelessness Plan, to address housing needs across our community, from emergency shelter to homeownership. Grey County manages close to 1,000 units of rent-geared-to income housing, supports 500 units of non-profit housing, operates a short-term emergency shelter motel, and operates a twelve-bed supportive housing program.

Long-Term Care

Grey County operates three long-term care homes: Lee Manor in Owen Sound, Rockwood Terrace in Durham, and Grey Gables in Markdale. These three homes provide compassionate, person-centred care to 319 residents. Grey County is currently redeveloping Rockwood Terrace with the construction of a brand new, larger, state-of-the-art home which is set to open its doors in 2027.

Paramedic Services

Grey County paramedics provide pre-hospital emergency care to residents and visitors, responding to more than 15,000 calls for service each year. In addition to emergency response, Grey County Paramedic Services deliver community paramedicine programs to promote health and social well-being throughout our communities, including home visitation programs and Supportive Outreach Services.

Budget

The 2026 budget for the Human Services function (Social Services, Housing, Long-Term Care and Paramedic Services departments) includes a net requirement (total of operating and capital) of $36,348,000compared to

$33,706,800 in 2025, an increase of $2,641,200.

County of Grey
Human Services
2026 Budget Net Department Requirement Summary

Human Services Operating Summary

	2024 Actuals	2025 Budget	2025 Year End Projection	2026 Budget	2026 vs 2025 Budget	2027 Projection	2027 vs 2026 Budget
Housing	**$6,305,705**	**$7,321,900**	**$6,973,200**	**$7,631,100**	**$309,200**	**$8,067,800**	**$436,700**
Long Term Care	**$6,419,234**	**$7,602,200**	**$7,721,100**	**$8,253,200**	**$651,000**	**$9,372,200**	**$1,119,000**
Paramedic Services	**$8,832,654**	**$9,736,000**	**$9,494,700**	**$10,905,500**	**$1,169,500**	**$11,460,400**	**$554,900**
Social Services	**$3,252,500**	**$3,719,700**	**$3,559,000**	**$3,855,500**	**$135,800**	**$4,023,400**	**$167,900**
Grand Total	**$24,810,093**	**$28,379,800**	**$27,748,000**	**$30,645,300**	**$2,265,500**	**$32,923,800**	**$2,278,500**

Human Services Capital Summary

	2024 Actuals	2025 Budget	2025 Year End Projection	2026 Budget	2026 vs 2025 Budget	2027 Projection	2027 vs 2026 Budget
Housing	$1,718,578	$1,904,200	$1,866,900	$2,106,100	$201,900	$2,503,000	$396,900
Long Term Care	$2,454,023	$3,224,200	$3,224,200	$3,247,400	$23,200	$3,316,900	$69,500
Paramedic Services	$197,346	$198,600	$292,500	$349,200	$150,600	$664,100	$314,900
Social Services	$0	$0	$0	$0	$0	$0	$0
Grand Total	**$4,369,947**	**$5,327,000**	**$5,383,600**	**$5,702,700**	**$375,700**	**$6,484,000**	**$781,300**

Human Services Operating and Capital Combined Summary

	2024 Actuals	2025 Budget	2025 Year End Projection	2026 Budget	2026 vs 2025 Budget	2027 Projection	2027 vs 2026 Budget
1 - Operating Fund	$24,810,093	$28,379,800	$27,748,000	$30,645,300	$2,265,500	$32,923,800	$2,278,500
2 - Capital Fund	$4,369,947	$5,327,000	$5,383,600	$5,702,700	$375,700	$6,484,000	$781,300
Grand Total	**$29,180,040**	**$33,706,800**	**$33,131,600**	**$36,348,000**	**$2,641,200**	**$39,407,800**	**$3,059,800**

Social Services

The 2026 Social Services departmental budget includes a net departmental requirement (total of operating and capital) of $3,855,500 compared to $3,719,700 in 2025, an increase of $135,800. This increase is $38,500 more than the amount included in the 2025 budget for 2026 forecast.

County of Grey
Social Services
2026 Budget Net Department Requirement Summary

Social Services Operating Summary

	2024 Actuals	2025 Budget	2025 Year End Projection	2026 Budget	2026 vs 2025 Budget	2027 Projection	2027 vs 2026 Budget
County Social Initiatives	**$293,841**	**$293,400**	**$293,400**	**$293,400**	**$0**	**$293,400**	**$0**
County Social Initiatives	$293,841	$293,400	$293,400	$293,400	$0	$293,400	$0
Early Leaning and Child Care	**$811,426**	**$1,265,000**	**$1,138,500**	**$1,277,400**	**$12,400**	**$1,343,100**	**$65,700**
Canada Wide Early Learning and Child Care Funding (CWELCC)	($46,310)	$0	$687,300	$677,200	$677,200	$688,000	$10,800
Capacity Building	$0	$0	$0	$0	$0	$0	$0
Early Learning & ChildCare Planning & Data Analysis Summary	$0	$11,300	$12,300	$7,800	($3,500)	$10,600	$2,800
Early Learning and Child Care Local Priorities	$559,872	$794,900	$198,200	$232,000	($562,900)	$241,800	$9,800
Early Learning and Children's Services Administration	$253,119	$297,700	$121,200	$256,100	($41,600)	$270,500	$14,400
EarlyON	$8,284	$102,100	$118,900	$103,600	$1,500	$116,400	$12,800
Indigenous-Led	$0	$0	$0	$0	$0	$0	$0
Licensed Home Child Care	$36,460	$59,000	$600	$700	($58,300)	$15,800	$15,100
Ontario Works	**$2,147,233**	**$2,161,300**	**$2,127,100**	**$2,284,700**	**$123,400**	**$2,386,900**	**$102,200**
Ontario Works	$2,105,764	$2,066,600	$2,057,100	$2,211,800	$145,200	$2,311,500	$99,700
Social Assistance - Ontario Works	$41,469	$94,700	$70,000	$72,900	($21,800)	$75,400	$2,500
Grand Total	**$3,252,500**	**$3,719,700**	**$3,559,000**	**$3,855,500**	**$135,800**	**$4,023,400**	**$167,900**

Social Services Capital Summary

	2024 Actuals	2025 Budget	2025 Year End Projection	2026 Budget	2026 vs 2025 Budget	2027 Projection	2027 vs 2026 Budget
Early Leaning and Child Care	$0	$0	$0	$0	$0	$0	$0
Ontario Works	$0	$0	$0	$0	$0	$0	$0
Grand Total	**$0**	**$0**	**$0**	**$0**	**$0**	**$0**	**$0**

Human Services Operating and Capital Combined Summary

	2024 Actuals	2025 Budget	2025 Year End Projection	2026 Budget	2026 vs 2025 Budget	2027 Projection	2027 vs 2026 Budget
1 - Operating Fund	$3,252,500	$3,719,700	$3,559,000	$3,855,500	$135,800	$4,023,400	$167,900
2 - Capital Fund	$0	$0	$0	$0	$0	$0	$0
Grand Total	**$3,252,500**	**$3,719,700**	**$3,559,000**	**$3,855,500**	**$135,800**	**$4,023,400**	**$167,900**

Ontario Works

Social Assistance

The 2026 Social Assistance budget includes a net operating requirement of $72,900 compared to $94,700 in 2025, a decrease of $21,800. This is a result of decreasing the budget for non-shareable expenses. These costs relate to funerals for non-social assistance recipients. Staff have reduced the budget based on actual costs over the last 5 years.

The 2026 budget is based on an average monthly caseload of 1,479 and includes a 6.7% caseload increase over the 2025 estimated average caseload of 1,386. No rate increase has been added for Social Assistance benefits. Excluding non-shareable costs, all costs within this budget are 100% funded by the ministry.

Ontario Works

The 2026 Ontario Works budget requires a levy contribution of $2,211,800 compared to $2,066,600 in 2025, an increase of $145,200. The majority of this increase relates to wage adjustments for staff, including the 2026 cost of living adjustment for union and non-union staff. As well as inflationary increases to various budget lines based on actual costs being incurred in 2025. This budget is cost shared with the ministry with a maximum threshold for 50/50 funding. The proposed budget is within this maximum funding allocation.

The 2026 budget contains operating costs for the Ontario Works van, which continues to be shared equally with the Housing department.

Social Assistance - Ontario Works
Operating Summary
2026 Budget

Revenues

	2024 Actuals	2025 Budget	2025 Year End Projection	2026 Budget	2026 vs 2025 Budget	2027 Projection	2027 vs 2026 Budget
51100 - Provincial Conditional Grant	($13,013,672)	($14,228,100)	($13,483,600)	($14,401,700)	($173,600)	($14,843,700)	($442,000)
54043 - Overpayment Recovery GP	($25,988)	($33,100)	($26,000)	($31,000)	$2,100	($31,000)	$0
54047 - Expenditure Recovery	($24,598)	($28,900)	($28,900)	($29,100)	($200)	($29,100)	$0
54048 - Misc./Client/Estates	($21,700)	($26,200)	($13,600)	($27,200)	($1,000)	($27,200)	$0
54061 - CPP Reimbursements	($16,438)	($43,600)	($7,300)	($39,500)	$4,100	($39,500)	$0
54062 - Employment Insurance Benefits	($12,825)	($22,100)	($15,200)	($17,000)	$5,100	($17,000)	$0
54063 - Funeral Reimbursements	($94,472)	($86,500)	($108,700)	($90,800)	($4,300)	($90,800)	$0
54064 - FRO-Min. of Attorney General	($55,535)	($102,100)	($31,800)	($96,700)	$5,400	($96,700)	$0
Grand Total	**($13,265,227)**	**($14,570,600)**	**($13,715,100)**	**($14,733,000)**	**($162,400)**	**($15,175,000)**	**($442,000)**

Other Expenses

	2024 Actuals	2025 Budget	2025 Year End Projection	2026 Budget	2026 vs 2025 Budget	2027 Projection	2027 vs 2026 Budget
66500 - Advanced Age	$2,039	$1,500	$2,300	$2,000	$500	$2,100	$100
66501 - Basic Needs	$6,510,686	$7,085,000	$6,793,800	$7,239,600	$154,600	$7,456,800	$217,200
66502 - Temp Care	$451,363	$455,400	$460,000	$469,200	$13,800	$483,300	$14,100
66505 - Shelter	$6,427,839	$7,032,700	$6,499,200	$6,938,000	($94,700)	$7,146,100	$208,100
66506 - Mandatory Benefits	$373,493	$388,600	$383,800	$411,500	$22,900	$423,800	$12,300
66508 - Non Shareable	$41,469	$94,700	$70,000	$72,900	($21,800)	$75,400	$2,500
66532 - Client Income	($696,287)	($750,300)	($585,100)	($621,000)	$129,300	($639,600)	($18,600)
66533 - Client Recovery	($392,970)	($401,300)	($432,700)	($461,300)	($60,000)	($475,100)	($13,800)

	2024 Actuals	2025 Budget	2025 Year End Projection	2026 Budget	2026 vs 2025 Budget	2027 Projection	2027 vs 2026 Budget
66534 - Transition Child Benefit	$114,937	$130,300	$55,800	$124,400	($5,900)	$128,100	$3,700
66536 - Transition Child Benefit Repay	($39,834)	($24,200)	($22,900)	($25,900)	($1,700)	($26,700)	($800)
66538 - Discretionary Benefits	$333,820	$404,100	$341,600	$409,300	$5,200	$421,600	$12,300
66544 - Funerals	$180,142	$248,800	$219,300	$247,200	($1,600)	$254,600	$7,400
Grand Total	**$13,306,695**	**$14,665,300**	**$13,785,100**	**$14,805,900**	**$140,600**	**$15,250,400**	**$444,500**

Net Levy

	2024 Actuals	2025 Budget	2025 Year End Projection	2026 Budget	2026 vs 2025 Budget	2027 Projection	2027 vs 2026 Budget
Ontario Works	$41,469	$94,700	$70,000	$72,900	($21,800)	$75,400	$2,500

Ontario Works
Operating Summary
2026 Budget

Revenues

	2024 Actuals	2025 Budget	2025 Year End Projection	2026 Budget	2026 vs 2025 Budget	2027 Projection	2027 vs 2026 Budget
51100 - Provincial Conditional Grant	($2,322,500)	($2,631,200)	($2,620,700)	($2,776,400)	($145,200)	($2,876,100)	($99,700)
51108 - Prov. Cond. Grant - PY Adjust.	$1	$0	$0	$0	$0	$0	$0
Grand Total	**($2,322,499)**	**($2,631,200)**	**($2,620,700)**	**($2,776,400)**	**($145,200)**	**($2,876,100)**	**($99,700)**

Salaries and Benefits

	2024 Actuals	2025 Budget	2025 Year End Projection	2026 Budget	2026 vs 2025 Budget	2027 Projection	2027 vs 2026 Budget
61000 - Salaries and Wages	$2,570,877	$2,628,600	$2,636,300	$2,845,700	$217,100	$2,937,000	$91,300
61003 - Overtime Wages	$2,069	$1,600	$400	$1,600	$0	$1,600	$0
61009 - Salary Recoveries	($12,135)	$0	($7,000)	$0	$0	$0	$0
61220 - CPP	$124,208	$133,700	$140,500	$151,600	$17,900	$161,200	$9,600
61221 - EI	$38,862	$41,300	$42,500	$41,900	$600	$41,800	($100)
61222 - WSIB Premiums	$33,166	$35,000	$36,100	$38,100	$3,100	$39,200	$1,100
61223 - OMERS	$242,126	$266,900	$264,100	$287,700	$20,800	$292,300	$4,600
61224 - EHT	$48,323	$51,500	$52,000	$55,400	$3,900	$58,600	$3,200
61225 - Group Benefits	$357,749	$411,800	$365,600	$432,500	$20,700	$472,400	$39,900
61260 - Service Awards	$1,311	$2,100	$2,100	$400	($1,700)	$1,500	$1,100
Grand Total	**$3,406,556**	**$3,572,500**	**$3,532,600**	**$3,854,900**	**$282,400**	**$4,005,600**	**$150,700**

Other Expenses

	2024 Actuals	2025 Budget	2025 Year End Projection	2026 Budget	2026 vs 2025 Budget	2027 Projection	2027 vs 2026 Budget
63010 - Association/Membership Fees	$8,095	$8,500	$8,500	$9,000	$500	$9,300	$300
63020 - Computer Support/Maintenanace	$7,990	$9,100	$9,100	$9,100	$0	$9,600	$500
63030 - Copying & Printing	$1,895	$1,900	$2,300	$2,300	$400	$2,400	$100
63040 - Equip/Furniture Maintenance	$36	$0	$0	$0	$0	$0	$0
63042 - Equip/Furniture Purchases	$946	$7,000	$7,000	$7,000	$0	$7,300	$300
63051 - Telephone	$16,249	$14,000	$16,500	$1,600	($12,400)	$1,600	$0
63052 - Cellular	$2,117	$2,900	$3,500	$2,500	($400)	$2,600	$100
63060 - Office & Charting Supplies	$4,574	$5,000	$5,000	$5,000	$0	$5,300	$300
63063 - Postage/Courier/Freight	$7,521	$10,000	$10,000	$10,000	$0	$10,300	$300
63068 - Emergency Management	$755	$2,000	$1,500	$2,000	$0	$2,100	$100
63300 - Staff Training and Development	$10,974	$19,700	$19,700	$18,200	($1,500)	$19,000	$800
63310 - Travel & Meal Expenses	$14,463	$14,000	$20,200	$15,000	$1,000	$15,500	$500
63320 - Conferences	$1,660	$3,000	$3,000	$3,500	$500	$3,700	$200
63401 - Cleaning Supplies	$227	$300	$300	$300	$0	$300	$0
63441 - Hydro	$1,298	$1,500	$1,500	$1,500	$0	$1,600	$100
63450 - Maintenance of Equipment	$144	$500	$500	$500	$0	$500	$0
63515 - Non Shareable	$58	$0	$100	$0	$0	$0	$0
63603 - Vehicle Operations	$1,824	$6,500	$5,500	$6,000	($500)	$6,500	$500
63708 - Licenses and Fees	$35	$0	$0	$0	$0	$0	$0
64020 - Computer Support/Maintenance	$14,670	$24,900	$24,200	$24,200	($700)	$24,200	$0
64027 - Internet Network Services	$0	$0	$0	$4,300	$4,300	$4,400	$100
64100 - Legal Fees	$24,321	$6,000	$25,000	$11,000	$5,000	$11,500	$500
64102 - Professional & Consulting Fees	$374	$6,000	$6,000	$6,000	$0	$6,200	$200
64109 - OW Assessments	$72,400	$120,000	$115,000	$120,000	$0	$124,000	$4,000
64401 - Cleaning Services	$9,558	$10,900	$10,900	$11,300	$400	$11,500	$200
65110 - Insurance	$93,392	$101,800	$100,700	$109,000	$7,200	$116,500	$7,500

	2024 Actuals	2025 Budget	2025 Year End Projection	2026 Budget	2026 vs 2025 Budget	2027 Projection	2027 vs 2026 Budget
65200 - Bank Charges	$9,321	$10,900	$10,900	$11,200	$300	$11,500	$300
65300 - Rent	$23,795	$27,400	$26,800	$33,500	$6,100	$52,500	$19,000
66511 - Dental Administration	$6,713	$7,700	$7,700	$7,700	$0	$7,900	$200
66529 - LEAP Incentives	$0	$500	$500	$500	$0	$500	$0
66564 - Stability Supports	$227,243	$230,000	$230,000	$230,000	$0	$235,000	$5,000
67000 - Interfunc. Admin Charges	$181,500	$188,000	$188,000	$187,000	($1,000)	$201,000	$14,000
67007 - Interfunc. Rent	$147,800	$147,800	$147,800	$146,400	($1,400)	$136,000	($10,400)
67013 - Interfunc. Audit Fees	$18,059	$18,100	$18,100	$18,600	$500	$19,400	$800
67014 - Interfunc. IS Costs	$83,500	$90,200	$90,200	$94,600	$4,400	$97,500	$2,900
67019 - Interfunc. Computer Lease Chg.	$23,800	$24,700	$24,700	$19,800	($4,900)	$20,000	$200
67024 - Interfunc. Vehicle Lease	$4,400	$4,500	$4,500	$4,700	$200	$4,800	$100
Grand Total	**$1,021,708**	**$1,125,300**	**$1,145,200**	**$1,133,300**	**$8,000**	**$1,182,000**	**$48,700**

Net Levy

	2024 Actuals	2025 Budget	2025 Year End Projection	2026 Budget	2026 vs 2025 Budget	2027 Projection	2027 vs 2026 Budget
Ontario Works	$2,105,764	$2,066,600	$2,057,100	$2,211,800	$145,200	$2,311,500	$99,700

Ontario Works Administration
Capital Summary
2026 Budget

Revenues

	2024 Actuals	2025 Budget	2025 Year End Projection	2026 Budget	2026 vs 2025 Budget	2027 Projection	2027 vs 2026 Budget
49400 - Transfer From Reserve	($30,954)	($67,800)	($60,000)	($25,500)	$42,300	($16,900)	$8,600
Grand Total	**($30,954)**	**($67,800)**	**($60,000)**	**($25,500)**	**$42,300**	**($16,900)**	**$8,600**

Other Expenses

	2024 Actuals	2025 Budget	2025 Year End Projection	2026 Budget	2026 vs 2025 Budget	2027 Projection	2027 vs 2026 Budget
63041 - Computer Purchase	$30,954	$67,800	$60,000	$25,500	($42,300)	$16,900	($8,600)
Grand Total	**$30,954**	**$67,800**	**$60,000**	**$25,500**	**($42,300)**	**$16,900**	**($8,600)**

Net Levy

	2024 Actuals	2025 Budget	2025 Year End Projection	2026 Budget	2026 vs 2025 Budget	2027 Projection	2027 vs 2026 Budget
Ontario Works	$0	$0	$0	$0	$0	$0	$0

Early Learning and Child Care

Early Learning and Child Care includes a net operating requirement of $1,277,400 compared to $1,265,000 an increase of $12,400. This budget includes significant changes to revenues and expenses based on the new funding structure of the Canada Wide Early Learning and Child Care (CWELCC) program. The detailed funding guidelines were not available when the 2025 budget was developed. The required municipal cost share for 2025 is $1,012,700. The budget includes additional funding to protect against potential municipal cost share increases in 2026 and to ensure programs cam continue to operate at the current service level, including EarlyON and licensed home childcare

With the new cost based CWELCC funding approach, most expenses for children under the age of six will be funded through CWELCC. Local Priorities funding is available for all costs associated with children aged six to twelve, and can be used for fee subsidy, special needs resourcing, small water works, professional learning and capacity building expenses for all children served.

Licensed Home Child Care

The 2026 Licensed Home Child Care budget includes a net operating requirement of $700 compared to $59,000 in 2025, a decrease of $58,300. The municipal cost share for this program has been reallocated to the CWELCC budget, with the remaining levy being non-shareable costs.

The county acts as the licensed home child care agency that oversees rostered home child care providers. $1,381,700 in CWELCC funding is included in this budget to fund agency operating costs. Fee Subsidy for licensed home child care continues to be included in this budget but is funded through local priority funding.

Early Learning and Child Care Administration

The 2026 Children's Services Administration budget includes a net operating requirement of $256,100, compared to $297,700 in 2025 a net levy decrease of $41,600. The funding for administration has been reduced under the new program. The budget has reallocated staff to different departments based on their actual responsibilities providing direct service.

Early Learning and Child Care Local Priorities

The 2026 Local Priorities budget includes a net operating requirement of $232,000 compared to $794,900, a decrease of $562.900. This budget contains funding for general operating grants and wage enhancements to support costs for children aged 6 to 12. It also provides support for fee subsidy, special needs resourcing, capacity building, professional learning and small water works to support children under 12. The majority of the municipal cost matching previously allocated to special needs resourcing and fee subsidy has been reallocated to CWELCC, local priority funding has been utilized to fund the shortfall caused by reducing the municipal funding. The general operating grant for children under the age of 6 is now funded through CWELCC, the funding for children six to twelve is being funded entirely by local priorities.

Canada Wide Early Learning and Child Care Funding (CWELCC)

The 2026 CWELCC budget includes a net operating requirement of $677,200 compared to $0 in 2025. This is a result of shifts the municipal cost share from various departments to the new CWELCC program based on funding allocations. Child care base fees for children enrolled in CWELCC programs will be capped at $22 per day. The 2026 budget introduces the provincial cost-based funding approach for CWELCC, which shows base fees as credit to Grey County. $18,825,500 is included in this budget to fund operating costs of licensees participating in

CWELCC to deliver childcare to children under the age of six. $118,900 is included to support professional learning and development for licensees, supervisors, staff and caregivers. $1,829,600 is included for start up grants to support the targeted creation of affordable child care spaces. $1,574.500 is included to fund infrastructure for licensees participating in CWELCC. This budget also contains $275,000 in administration expenses including staffing and consulting costs to support the program.

Early Learning and Child Care Planning & Data Analysis

Planning and Data Analysis includes a net operating requirement of $7,800, compared to $11,300 in 2025, a net levy decrease of $3,500 The Ministry provides $109,900 in funding for Early Learning and Childcare Planning & Data Analysis expenses. The budget has been reduced for consulting costs to implement a new data management system. This budget also supports work with Indigenous partners to deliver integrated services for Indigenous children and families.

EarlyON

The 2026 EarlyON budget includes a net operating requirement of $103,600, compared to $102,100 in 2025 an increase of $1,500. Provincial funding has increased by $132,800 from the prior year. This budget supports services and programs for children aged six and under. Staffing costs have increased due to reallocating staff to this budget based on actual time worked. The remaining grant increase has been allocated to the program delivery partners who have not received a funding increase since 2020.

Indigenous-Led Operating

The Indigenous-Led Operating budget of $72,200 is 100% provincially funded and supports access to culturally relevant early years programs for Indigenous children and families.

Licensed Home Daycare
Operating Summary
2026 Budget

Revenues

	2024 Actuals	2025 Budget	2025 Year End Projection	2026 Budget	2026 vs 2025 Budget	2027 Projection	2027 vs 2026 Budget
51100 - Provincial Conditional Grant	($406,001)	($143,600)	($140,000)	($140,000)	$3,600	($140,000)	$0
51126 - Prov General Operating Grant	($265,050)	($458,800)	($1,313,700)	($1,381,700)	($922,900)	($1,381,700)	$0
54070 - Miscellaneous	($10)	$0	($100)	$0	$0	$0	$0
Grand Total	**($671,061)**	**($602,400)**	**($1,453,800)**	**($1,521,700)**	**($919,300)**	**($1,521,700)**	**$0**

Salaries and Benefits

	2024 Actuals	2025 Budget	2025 Year End Projection	2026 Budget	2026 vs 2025 Budget	2027 Projection	2027 vs 2026 Budget
61000 - Salaries and Wages	$255,543	$264,000	$294,000	$278,800	$14,800	$286,800	$8,000
61009 - Salary Recoveries	($2,282)	$0	$0	$0	$0	$0	$0
61220 - CPP	$12,359	$12,900	$15,000	$14,400	$1,500	$15,400	$1,000
61221 - EI	$3,765	$3,900	$4,700	$3,900	$0	$3,900	$0
61222 - WSIB Premiums	$3,466	$3,500	$4,200	$3,800	$300	$3,900	$100
61223 - OMERS	$25,826	$27,100	$31,300	$28,400	$1,300	$28,900	$500
61224 - EHT	$5,006	$5,100	$6,000	$5,400	$300	$5,700	$300
61225 - Group Benefits	$40,440	$43,800	$42,000	$45,400	$1,600	$49,200	$3,800
61260 - Service Awards	$0	$200	$200	$0	($200)	$0	$0
Grand Total	**$344,122**	**$360,500**	**$397,400**	**$380,100**	**$19,600**	**$393,800**	**$13,700**

Other Expenses

	2024 Actuals	2025 Budget	2025 Year End Projection	2026 Budget	2026 vs 2025 Budget	2027 Projection	2027 vs 2026 Budget
63010 - Association/Membership Fees	$634	$700	$700	$700	$0	$700	$0
63020 - Computer Support/Maintenanace	$0	$500	$500	$500	$0	$500	$0
63042 - Equip/Furniture Purchases	$0	$1,000	$1,000	$1,000	$0	$1,000	$0
63051 - Telephone	$753	$600	$1,000	$0	($600)	$0	$0
63052 - Cellular	$1,695	$900	$900	$1,500	$600	$1,500	$0
63060 - Office & Charting Supplies	$12	$800	$800	$800	$0	$800	$0
63300 - Staff Training and Development	$0	$1,500	$1,500	$1,500	$0	$1,500	$0
63310 - Travel & Meal Expenses	$5,834	$10,000	$6,400	$10,000	$0	$10,000	$0
63320 - Conferences	$0	$1,200	$1,200	$1,200	$0	$1,200	$0
63706 - Playroom Supplies	$20	$0	$0	$0	$0	$0	$0
63708 - Licenses and Fees	$251	$200	$200	$200	$0	$200	$0
64100 - Legal Fees	$413	$0	$0	$0	$0	$0	$0
64119 - LHCC Base Funding	$72,064	$0	$0	$0	$0	$0	$0
64122 - Provider Enhancement Payment	$78,308	$78,400	$0	$80,000	$1,600	$80,000	$0
64129 - Fee Subsidy	$179,751	$179,600	$140,000	$140,000	($39,600)	$140,000	$0
65110 - Insurance	$15,406	$16,800	$16,600	$18,100	$1,300	$19,300	$1,200
66508 - Non Shareable	$510	$600	$600	$600	$0	$600	$0
66565 - Program Costs	$0	$0	$877,500	$877,500	$877,500	$877,500	$0
67013 - Interfunc. Audit Fees	$648	$700	$700	$700	$0	$700	$0
67014 - Interfunc. IS Costs	$7,100	$7,400	$7,400	$8,000	$600	$8,200	$200
Grand Total	**$363,400**	**$300,900**	**$1,057,000**	**$1,142,300**	**$841,400**	**$1,143,700**	**$1,400**

Net Levy

	2024 Actuals	2025 Budget	2025 Year End Projection	2026 Budget	2026 vs 2025 Budget	2027 Projection	2027 vs 2026 Budget
Early Leaning and Child Care	$36,460	$59,000	$600	$700	($58,300)	$15,800	$15,100

Early Learning and Childcare Administration
Operating Summary
2026 Budget

Revenues

	2024 Actuals	2025 Budget	2025 Year End Projection	2026 Budget	2026 vs 2025 Budget	2027 Projection	2027 vs 2026 Budget
51100 - Provincial Conditional Grant	($160,003)	($236,300)	($252,200)	($160,000)	$76,300	($160,000)	$0
51138 - Provincial Transitional Grant	($87,372)	$0	$0	$0	$0	$0	$0
Grand Total	**($247,375)**	**($236,300)**	**($252,200)**	**($160,000)**	**$76,300**	**($160,000)**	**$0**

Salaries and Benefits

	2024 Actuals	2025 Budget	2025 Year End Projection	2026 Budget	2026 vs 2025 Budget	2027 Projection	2027 vs 2026 Budget
61000 - Salaries and Wages	$263,605	$280,400	$159,200	$192,700	($87,700)	$198,100	$5,400
61003 - Overtime Wages	$662	$500	$0	$200	($300)	$200	$0
61009 - Salary Recoveries	($1,017)	$0	$0	$0	$0	$0	$0
61220 - CPP	$10,413	$13,100	$8,900	$10,000	($3,100)	$10,400	$400
61221 - EI	$3,540	$3,900	$3,000	$3,000	($900)	$3,100	$100
61222 - WSIB Premiums	$2,863	$3,500	$2,600	$2,500	($1,000)	$2,600	$100
61223 - OMERS	$18,439	$34,500	$21,300	$18,900	($15,600)	$18,900	$0
61224 - EHT	$4,075	$5,500	$3,500	$3,700	($1,800)	$3,800	$100
61225 - Group Benefits	$28,089	$38,200	$21,200	$27,100	($11,100)	$29,500	$2,400
61260 - Service Awards	$150	$0	$0	$0	$0	$0	$0
Grand Total	**$330,819**	**$379,600**	**$219,700**	**$258,100**	**($121,500)**	**$266,600**	**$8,500**

Other Expenses

	2024 Actuals	2025 Budget	2025 Year End Projection	2026 Budget	2026 vs 2025 Budget	2027 Projection	2027 vs 2026 Budget
63010 - Association/Membership Fees	$1,281	$1,300	$1,300	$1,300	$0	$1,300	$0
63020 - Computer Support/Maintenanace	$4,070	$800	$800	$800	$0	$800	$0
63030 - Copying & Printing	$325	$400	$400	$400	$0	$400	$0
63042 - Equip/Furniture Purchases	$115	$1,500	$1,500	$1,500	$0	$1,500	$0
63051 - Telephone	$2,507	$1,100	$1,400	$0	($1,100)	$0	$0
63052 - Cellular	$337	$600	$600	$800	$200	$800	$0
63060 - Office & Charting Supplies	$556	$1,000	$1,000	$1,000	$0	$1,000	$0
63063 - Postage/Courier/Freight	$95	$500	$500	$300	($200)	$300	$0
63300 - Staff Training and Development	$12,569	$1,500	$1,500	$1,500	$0	$1,500	$0
63310 - Travel & Meal Expenses	$3,523	$5,000	$5,000	$5,000	$0	$5,000	$0
63320 - Conferences	$1,300	$1,000	$1,000	$1,000	$0	$1,000	$0
63708 - Licenses and Fees	$41	$0	$0	$0	$0	$0	$0
64020 - Computer Support/Maintenance	$1,090	$3,600	$2,700	$2,500	($1,100)	$2,500	$0
64100 - Legal Fees	$0	$5,000	$5,000	$5,000	$0	$5,000	$0
64102 - Professional & Consulting Fees	$122	$0	$0	$0	$0	$0	$0
65110 - Insurance	$15,406	$16,800	$16,600	$18,100	$1,300	$19,300	$1,200
66508 - Non Shareable	$581	$600	$700	$600	$0	$600	$0
67000 - Interfunc. Admin Charges	$81,700	$67,000	$67,000	$73,000	$6,000	$77,000	$4,000
67007 - Interfunc. Rent	$18,200	$18,200	$18,200	$17,500	($700)	$17,500	$0
67013 - Interfunc. Audit Fees	$3,758	$3,700	$3,700	$3,800	$100	$4,000	$200
67014 - Interfunc. IS Costs	$14,700	$17,900	$17,900	$16,700	($1,200)	$17,200	$500
67019 - Interfunc. Computer Lease Chg.	$7,400	$6,900	$6,900	$7,200	$300	$7,200	$0
Grand Total	**$169,675**	**$154,400**	**$153,700**	**$158,000**	**$3,600**	**$163,900**	**$5,900**

Net Levy

	2024 Actuals	2025 Budget	2025 Year End Projection	2026 Budget	2026 vs 2025 Budget	2027 Projection	2027 vs 2026 Budget
Early Leaning and Child Care	$253,119	$297,700	$121,200	$256,100	($41,600)	$270,500	$14,400

Early Learning and Child Care Local Priorities
Operating Summary
2026 Budget

Revenues

	2024 Actuals	2025 Budget	2025 Year End Projection	2026 Budget	2026 vs 2025 Budget	2027 Projection	2027 vs 2026 Budget
51100 - Provincial Conditional Grant	($3,900,121)	($3,146,200)	($2,824,300)	($3,674,400)	($528,200)	($3,674,400)	$0
51108 - Prov. Cond. Grant - PY Adjust.	($19,912)	$0	$0	$0	$0	$0	$0
51126 - Prov General Operating Grant	($1,834,860)	($655,200)	($670,400)	($101,300)	$553,900	($101,300)	$0
51138 - Provincial Transitional Grant	($18,651)	$0	$0	$0	$0	$0	$0
Grand Total	**($5,773,544)**	**($3,801,400)**	**($3,494,700)**	**($3,775,700)**	**$25,700**	**($3,775,700)**	**$0**

Salaries and Benefits

	2024 Actuals	2025 Budget	2025 Year End Projection	2026 Budget	2026 vs 2025 Budget	2027 Projection	2027 vs 2026 Budget
61000 - Salaries and Wages	$139,082	$153,500	$93,200	$140,400	($13,100)	$147,200	$6,800
61003 - Overtime Wages	$207	$200	$0	$200	$0	$200	$0
61220 - CPP	$6,730	$7,300	$5,400	$7,300	$0	$7,900	$600
61221 - EI	$2,358	$2,400	$1,600	$2,300	($100)	$2,200	($100)
61222 - WSIB Premiums	$1,868	$2,300	$1,500	$1,900	($400)	$2,000	$100
61223 - OMERS	$12,055	$15,700	$9,900	$13,700	($2,000)	$14,100	$400
61224 - EHT	$2,744	$3,000	$2,100	$2,700	($300)	$2,800	$100
61225 - Group Benefits	$14,728	$20,600	$9,200	$19,100	($1,500)	$21,000	$1,900
Grand Total	**$179,771**	**$205,000**	**$122,900**	**$187,600**	**($17,400)**	**$197,400**	**$9,800**

Other Expenses

	2024 Actuals	2025 Budget	2025 Year End Projection	2026 Budget	2026 vs 2025 Budget	2027 Projection	2027 vs 2026 Budget
63020 - Computer Support/Maintenanace	$0	$200	$800	$2,100	$1,900	$2,100	$0
63042 - Equip/Furniture Purchases	$913	$0	$0	$0	$0	$0	$0
63052 - Cellular	$407	$1,100	$1,300	$1,300	$200	$1,300	$0
63300 - Staff Training and Development	$0	$1,000	$1,000	$1,000	$0	$1,000	$0
63310 - Travel & Meal Expenses	$2,513	$5,700	$10,000	$5,300	($400)	$5,300	$0
64129 - Fee Subsidy	$1,564,177	$1,477,200	$1,389,500	$1,491,300	$14,100	$1,491,300	$0
66031 - Capacity Building	$58,290	$85,000	$85,000	$85,000	$0	$85,000	$0
66129 - Fee Subsidy (OW Informal)	$1,212	$300	$4,300	$3,000	$2,700	$3,000	$0
66401 - Repairs and Maintenance	$39,326	$0	$0	$0	$0	$0	$0
66467 - Water Regulatory Mtce	$30,165	$50,000	$35,700	$54,000	$4,000	$54,000	$0
66550 - Special Needs Resourcing	$1,109,819	$1,200,000	$834,100	$1,570,600	$370,600	$1,570,600	$0
66557 - Pay Equity Memo of Settlement	$41,654	$41,600	$41,600	$41,600	$0	$41,600	$0
66558 - Wage Enhancement Grant	$1,368,710	$669,500	$230,700	$173,800	($495,700)	$173,800	$0
66561 - General Operating Grant	$1,834,860	$819,200	$819,200	$101,300	($717,900)	$101,300	$0
66562 - Wage Enhancement Admin	$32,400	$25,800	$26,900	$32,400	$6,600	$32,400	$0
66568 - Annual Wage Increase	$0	$0	$7,000	$22,700	$22,700	$22,700	$0
66569 - Wage Floor	$0	$0	$68,200	$220,000	$220,000	$220,000	$0
66705 - PlayBased Material & Equipment	$55,000	$0	$0	$0	$0	$0	$0
67007 - Interfunc. Rent	$14,200	$14,700	$14,700	$14,700	$0	$14,700	$0
Grand Total	**$6,153,646**	**$4,391,300**	**$3,570,000**	**$3,820,100**	**($571,200)**	**$3,820,100**	**$0**

Net Levy

	2024 Actuals	2025 Budget	2025 Year End Projection	2026 Budget	2026 vs 2025 Budget	2027 Projection	2027 vs 2026 Budget
Early Leaning and Child Care	$559,872	$794,900	$198,200	$232,000	($562,900)	$241,800	$9,800

Canada Wide Early Learning and Child Care Funding (CWELCC) operating Summary
2026 Budget

Revenues

	2024 Actuals	2025 Budget	2025 Year End Projection	2026 Budget	2026 vs 2025 Budget	2027 Projection	2027 vs 2026 Budget
51100 - Provincial Conditional Grant	($405,521)	($198,300)	($275,000)	($275,000)	($76,700)	($275,000)	$0
51126 - Prov General Operating Grant	($8,713,155)	($19,407,200)	($18,365,500)	($20,348,500)	($941,300)	($20,348,500)	$0
Grand Total	**($9,118,676)**	**($19,605,500)**	**($18,640,500)**	**($20,623,500)**	**($1,018,000)**	**($20,623,500)**	**$0**

Salaries and Benefits

	2024 Actuals	2025 Budget	2025 Year End Projection	2026 Budget	2026 vs 2025 Budget	2027 Projection	2027 vs 2026 Budget
61000 - Salaries and Wages	$250,991	$113,000	$213,700	$205,500	$92,500	$211,500	$6,000
61003 - Overtime Wages	$827	$700	$0	$1,300	$600	$1,300	$0
61220 - CPP	$11,075	$4,700	$11,100	$9,400	$4,700	$10,200	$800
61221 - EI	$3,508	$1,600	$3,300	$2,600	$1,000	$2,600	$0
61222 - WSIB Premiums	$3,304	$1,500	$2,900	$2,600	$1,100	$2,900	$300
61223 - OMERS	$26,473	$12,300	$22,900	$21,200	$8,900	$21,800	$600
61224 - EHT	$4,917	$2,300	$4,500	$4,000	$1,700	$4,300	$300
61225 - Group Benefits	$28,533	$14,300	$23,900	$25,600	$11,300	$28,400	$2,800
Grand Total	**$329,630**	**$150,400**	**$282,300**	**$272,200**	**$121,800**	**$283,000**	**$10,800**

Other Expenses

	2024 Actuals	2025 Budget	2025 Year End Projection	2026 Budget	2026 vs 2025 Budget	2027 Projection	2027 vs 2026 Budget
63052 - Cellular	$233	$0	$400	$400	$400	$400	$0
63310 - Travel & Meal Expenses	$1,108	$0	$2,500	$2,400	$2,400	$2,400	$0

	2024 Actuals	2025 Budget	2025 Year End Projection	2026 Budget	2026 vs 2025 Budget	2027 Projection	2027 vs 2026 Budget
64102 - Professional & Consulting Fees	$28,238	$47,900	$0	$0	($47,900)	$0	$0
66561 - General Operating Grant	$8,713,157	$19,407,200	$3,523,000	$3,523,000	($15,884,200)	$3,523,000	$0
66565 - Program Costs	$0	$0	$19,570,000	$21,553,100	$21,553,100	$21,553,100	$0
66566 - In Lieu of Profit / Surplus	$0	$0	$1,676,800	$1,676,800	$1,676,800	$1,676,800	$0
66567 - Base Fee Revenue	$0	$0	($5,727,200)	($5,727,200)	($5,727,200)	($5,727,200)	$0
Grand Total	**$8,742,736**	**$19,455,100**	**$19,045,500**	**$21,028,500**	**$1,573,400**	**$21,028,500**	**$0**

Net Levy

	2024 Actuals	2025 Budget	2025 Year End Projection	2026 Budget	2026 vs 2025 Budget	2027 Projection	2027 vs 2026 Budget
Early Leaning and Child Care	($46,310)	$0	$687,300	$677,200	$677,200	$688,000	$10,800

Early Learning and Child Care Planning & Data Analysis
Operating Summary
2026 Budget

Revenues

	2024 Actuals	2025 Budget	2025 Year End Projection	2026 Budget	2026 vs 2025 Budget	2027 Projection	2027 vs 2026 Budget
51100 - Provincial Conditional Grant	($110,456)	($109,900)	($109,900)	($109,900)	$0	($109,900)	$0
Grand Total	**($110,456)**	**($109,900)**	**($109,900)**	**($109,900)**	**$0**	**($109,900)**	**$0**

Salaries and Benefits

	2024 Actuals	2025 Budget	2025 Year End Projection	2026 Budget	2026 vs 2025 Budget	2027 Projection	2027 vs 2026 Budget
61000 - Salaries and Wages	$76,029	$67,400	$67,600	$72,800	$5,400	$74,800	$2,000
61220 - CPP	$3,344	$2,800	$3,400	$3,100	$300	$3,200	$100
61221 - EI	$1,041	$800	$900	$900	$100	$900	$0
61222 - WSIB Premiums	$978	$800	$1,000	$900	$100	$1,000	$100
61223 - OMERS	$7,826	$7,400	$7,400	$8,100	$700	$8,200	$100
61224 - EHT	$1,479	$1,300	$1,500	$1,500	$200	$1,500	$0
61225 - Group Benefits	$8,696	$6,900	$6,300	$7,300	$400	$7,800	$500
Grand Total	**$99,394**	**$87,400**	**$88,100**	**$94,600**	**$7,200**	**$97,400**	**$2,800**

Other Expenses

	2024 Actuals	2025 Budget	2025 Year End Projection	2026 Budget	2026 vs 2025 Budget	2027 Projection	2027 vs 2026 Budget
63052 - Cellular	$70	$200	$200	$200	$0	$200	$0
63069 - Indigenous Planning	$0	$1,800	$1,800	$1,800	$0	$1,800	$0
63310 - Travel & Meal Expenses	$918	$700	$1,000	$1,100	$400	$1,100	$0
64102 - Professional & Consulting Fees	$10,074	$31,100	[illegible]	$20,000	($11,100)	$20,000	$0

	2024 Actuals	2025 Budget	2025 Year End Projection	2026 Budget	2026 vs 2025 Budget	2027 Projection	2027 vs 2026 Budget
Grand Total	**$11,062**	**$33,800**	**$34,100**	**$23,100**	**($10,700)**	**$23,100**	**$0**

Net Levy

	2024 Actuals	2025 Budget	2025 Year End Projection	2026 Budget	2026 vs 2025 Budget	2027 Projection	2027 vs 2026 Budget
Early Leaning and Child Care	$0	$11,300	$12,300	$7,800	($3,500)	$10,600	$2,800

EarlyON
Operating Summary
2026 Budget

Revenues

	2024 Actuals	2025 Budget	2025 Year End Projection	2026 Budget	2026 vs 2025 Budget	2027 Projection	2027 vs 2026 Budget
51100 - Provincial Conditional Grant	($1,108,023)	($1,108,600)	($1,108,600)	($1,241,400)	($132,800)	($1,241,400)	$0
54031 - Building Rentals	($4,994)	($5,000)	($5,000)	$0	$5,000	$0	$0
Grand Total	**($1,113,017)**	**($1,113,600)**	**($1,113,600)**	**($1,241,400)**	**($127,800)**	**($1,241,400)**	**$0**

Salaries and Benefits

	2024 Actuals	2025 Budget	2025 Year End Projection	2026 Budget	2026 vs 2025 Budget	2027 Projection	2027 vs 2026 Budget
61000 - Salaries and Wages	$197,721	$183,800	$194,100	$218,500	$34,700	$224,700	$6,200
61003 - Overtime Wages	$372	$300	$0	$0	($300)	$0	$0
61220 - CPP	$9,195	$9,600	$10,500	$11,400	$1,800	$12,100	$700
61221 - EI	$3,384	$3,200	$3,400	$3,300	$100	$3,400	$100
61222 - WSIB Premiums	$2,412	$2,400	$2,700	$2,800	$400	$3,000	$200
61223 - OMERS	$9,046	$35,200	$36,300	$21,400	($13,800)	$21,400	$0
61224 - EHT	$3,552	$3,700	$4,000	$4,200	$500	$4,500	$300
61225 - Group Benefits	$28,282	$33,100	$33,500	$35,500	$2,400	$38,300	$2,800
Grand Total	**$253,964**	**$271,300**	**$284,500**	**$297,100**	**$25,800**	**$307,400**	**$10,300**

Other Expenses

	2024 Actuals	2025 Budget	2025 Year End Projection	2026 Budget	2026 vs 2025 Budget	2027 Projection	2027 vs 2026 Budget
63010 - Association/Membership Fees	$212	$200	$200	$200	$0	$200	$0

	2024 Actuals	2025 Budget	2025 Year End Projection	2026 Budget	2026 vs 2025 Budget	2027 Projection	2027 vs 2026 Budget
63020 - Computer Support/Maintenanace	$0	$200	$200	$200	$0	$200	$0
63030 - Copying & Printing	$250	$600	$500	$500	($100)	$500	$0
63042 - Equip/Furniture Purchases	$214	$2,000	$2,000	$2,000	$0	$2,000	$0
63051 - Telephone	$1,498	$1,200	$1,200	$1,500	$300	$1,600	$100
63052 - Cellular	$338	$400	$400	$300	($100)	$300	$0
63060 - Office & Charting Supplies	$341	$600	$600	$600	$0	$600	$0
63063 - Postage/Courier/Freight	$19	$100	$100	$100	$0	$100	$0
63300 - Staff Training and Development	$511	$1,500	$1,500	$1,500	$0	$1,500	$0
63310 - Travel & Meal Expenses	$2,551	$3,500	$3,500	$3,500	$0	$3,500	$0
63320 - Conferences	$0	$1,000	$1,000	$1,000	$0	$1,000	$0
63401 - Cleaning Supplies	$2,720	$2,000	$2,000	$2,000	$0	$2,000	$0
63403 - Maintenance of Buildings	$9,601	$10,000	$10,000	$10,000	$0	$10,000	$0
63419 - Waste Disposal	$160	$200	$200	$200	$0	$200	$0
63440 - Heat	$3,370	$3,500	$3,500	$3,500	$0	$3,700	$200
63441 - Hydro	$3,170	$3,300	$3,300	$3,300	$0	$3,500	$200
63444 - Water Heaters/Leased Equipment	$223	$300	$300	$300	$0	$400	$100
63706 - Playroom Supplies	$5,884	$6,000	$6,000	$6,000	$0	$6,000	$0
63707 - Program Delivery	$261	$1,500	$1,500	$1,500	$0	$1,500	$0
64020 - Computer Support/Maintenance	$3,053	$3,100	$3,100	$3,100	$0	$3,100	$0
64401 - Cleaning Services	$13,005	$18,300	$18,300	$18,300	$0	$18,800	$500
64486 - Snow Removal	$2,765	$3,400	$7,300	$5,000	$1,600	$5,000	$0
65110 - Insurance	$15,406	$16,800	$16,600	$18,100	$1,300	$19,300	$1,200
66000 - Payments to Indiv. & Organiz'	$794,102	$758,700	$758,700	$773,700	$15,000	$773,700	$0
66300 - Staff Training and Development	$21	$5,000	$5,000	$5,000	$0	$5,000	$0
66508 - Non Shareable	$655	$600	$600	$600	$0	$600	$0
66707 - Program Delivery	$506	$93,500	$93,500	$178,500	$85,000	$178,500	$0
67014 - Interfunc. IS Costs	$6,500	$6,900	$6,900	$7,400	$500	$7,600	$200

	2024 Actuals	2025 Budget	2025 Year End Projection	2026 Budget	2026 vs 2025 Budget	2027 Projection	2027 vs 2026 Budget
Grand Total	**$867,337**	**$944,400**	**$948,000**	**$1,047,900**	**$103,500**	**$1,050,400**	**$2,500**

Net Levy

	2024 Actuals	2025 Budget	2025 Year End Projection	2026 Budget	2026 vs 2025 Budget	2027 Projection	2027 vs 2026 Budget
Early Leaning and Child Care	$8,284	$102,100	$118,900	$103,600	$1,500	$116,400	$12,800

Indingenous-Led
Operating Summary
2026 Budget

Revenues

	2024 Actuals	2025 Budget	2025 Year End Projection	2026 Budget	2026 vs 2025 Budget	2027 Projection	2027 vs 2026 Budget
51100 - Provincial Conditional Grant	($72,221)	($72,200)	($72,200)	($72,200)	$0	($72,200)	$0
Grand Total	**($72,221)**	**($72,200)**	**($72,200)**	**($72,200)**	**$0**	**($72,200)**	**$0**

Other Expenses

	2024 Actuals	2025 Budget	2025 Year End Projection	2026 Budget	2026 vs 2025 Budget	2027 Projection	2027 vs 2026 Budget
66000 - Payments to Indiv. & Organiz'	$72,221	$72,200	$72,200	$72,200	$0	$72,200	$0
Grand Total	**$72,221**	**$72,200**	**$72,200**	**$72,200**	**$0**	**$72,200**	**$0**

Net Levy

	2024 Actuals	2025 Budget	2025 Year End Projection	2026 Budget	2026 vs 2025 Budget	2027 Projection	2027 vs 2026 Budget
Early Leaning and Child Care	$0	$0	$0	$0	$0	$0	$0

Early Learning and Child Care
Capital Summary
2026 Budget

Revenues

	2024 Actuals	2025 Budget	2025 Year End Projection	2026 Budget	2026 vs 2025 Budget	2027 Projection	2027 vs 2026 Budget
49300 - Sale of Assets	$0	$0	$0	$0	$0	($900,000)	($900,000)
49400 - Transfer From Reserve	$0	($1,950,000)	($380,500)	($1,733,000)	$217,000	$0	$1,733,000
Grand Total	**$0**	**($1,950,000)**	**($380,500)**	**($1,733,000)**	**$217,000**	**($900,000)**	**$833,000**

Other Expenses

	2024 Actuals	2025 Budget	2025 Year End Projection	2026 Budget	2026 vs 2025 Budget	2027 Projection	2027 vs 2026 Budget
64102 - Professional & Consulting Fees	$0	$275,000	$148,900	$83,000	($192,000)	$0	($83,000)
64500 - Buildings/Renovations	$0	$1,675,000	$231,600	$1,650,000	($25,000)	$0	($1,650,000)
69100 - Transfer to Reserves	$0	$0	$0	$0	$0	$900,000	$900,000
Grand Total	**$0**	**$1,950,000**	**$380,500**	**$1,733,000**	**($217,000)**	**$900,000**	**($833,000)**

Net Levy

	2024 Actuals	2025 Budget	2025 Year End Projection	2026 Budget	2026 vs 2025 Budget	2027 Projection	2027 vs 2026 Budget
Early Leaning and Child Care	$0	$0	$0	$0	$0	$0	$0

County Social Initiatives

The 2026 County Social Initiatives budget includes a net departmental operating requirement of $293,400 and contains items that are not funded by provincial subsidy. This is 100% municipally funded, no new initiatives are proposed. The gross expenditures total $299,400 with $6,000 being funded by reserves. The following initiatives are included in the budget:

- $5,000 supporting low-income families (car seats, cribs, baby items etc)
- $5,000 Bruce Grey Data Information Sharing Collaborative
- $9,500 Beaver Valley Outreach for recreation, homelessness and Good Food Box
- $19,900 United Way 211 program
- $20,000 Community Drug & Alcohol Strategy Task Force
- $20,000 Bruce Grey Poverty Task Force
- $24,000 Safe N' Sound
- $97,700 Keystone Services, counselling for school age children
- $98,300 YMCA Owen Sound Grey Bruce funding children's recreational programs

County Social Initiatives - 100% Municipal Funding
Operating Summary
2026 Budget

Revenues

	2024 Actuals	2025 Budget	2025 Year End Projection	2026 Budget	2026 vs 2025 Budget	2027 Projection	2027 vs 2026 Budget
49400 - Transfer From Reserve	($6,000)	($6,000)	($6,000)	($6,000)	$0	($6,000)	$0
Grand Total	**($6,000)**	**($6,000)**	**($6,000)**	**($6,000)**	**$0**	**($6,000)**	**$0**

Other Expenses

	2024 Actuals	2025 Budget	2025 Year End Projection	2026 Budget	2026 vs 2025 Budget	2027 Projection	2027 vs 2026 Budget
66000 - Payments to Indiv. & Organiz'	$64,891	$64,900	$64,900	$64,900	$0	$64,900	$0
66522 - Supplies & Services	$5,450	$5,000	$5,000	$5,000	$0	$5,000	$0
66592 - Recreation Program Sudsidy	$98,285	$98,300	$98,300	$98,300	$0	$98,300	$0
66597 - Children's Mental Health	$97,715	$97,700	$97,700	$97,700	$0	$97,700	$0
66601 - Beaver Valley Outreach	$9,500	$9,500	$9,500	$9,500	$0	$9,500	$0
66602 - Community Support	$24,000	$24,000	$24,000	$24,000	$0	$24,000	$0
Grand Total	**$299,841**	**$299,400**	**$299,400**	**$299,400**	**$0**	**$299,400**	**$0**

Net Levy

	2024 Actuals	2025 Budget	2025 Year End Projection	2026 Budget	2026 vs 2025 Budget	2027 Projection	2027 vs 2026 Budget
County Social Initiatives	$293,841	$293,400	$293,400	$293,400	$0	$293,400	$0

Social Services Capital

Ontario Works Administration Capital

The 2026 budget includes reserve funding to fund laptop and monitor replacements. Annual contributions are made to the computer replacement reserve through the Interfunctional Computer Lease Charge expenses in the Ontario Works and Early Learning and Child Care operating budget.

Early Learning and Child Care Capital

The 2026 Capital budget contains $1,733,000 for the new EarlyON building construction in Hanover. The land was acquired in 2025, the remaining budget represents construction costs and professional fees. This project will be funded from reserves and proceeds from the sale of the existing EarlyON building in 2027 will be transferred to reserves.

Social Services Capital Projects - Total Expenditures

	2026	2027	2028	2029	2030	2031	2032	2033	2034	2035	10 Year Total
SOC-0001 - EarlyON Building Construction	$1,733,000	$900,000	$0	$0	$0	$0	$0	$0	$0	$0	$2,633,000
SOC-0002 - Computer and Monitor Replacements	$25,500	$16,900	$17,100	$58,100	$73,900	$11,500	$33,900	$18,000	$65,500	$82,000	$402,400
Grand Total	**$1,758,500**	**$916,900**	**$17,100**	**$58,100**	**$73,900**	**$11,500**	**$33,900**	**$18,000**	**$65,500**	**$82,000**	**$3,035,400**

Housing

The 2026Housing Departmental budget includes a net departmental requirement (total of operating and capital) of $9,737,200compared to $9,226,100in 2025, an increase of $511,100.

This increase is $184,300 less than the amount included in the 2025 budget for the 2026 forecast

Operating Budget

Revenue

The budget estimates $4,473,500 in rent will be collected from tenants, representing an increase of $62,500 as compared with 2025. Federal funding to assist with the cost of debt is decreasing by $112,900 in 2025. This lost funding is offset by savings of $72,200 from debt that matured in 2025. Staff removed a transfer from reserve in 2026 resulting in revenue decreasing by an additional $28,000, as these transfers were funding specific projects in 2025. A $3,000 transfer from reserve is recorded in the administration budget to fund a portion of the computers being replaced in 2026, which is $2,000 less than the transfer from reserve budgeted for this purpose in 2025.

Operating Expenditures

The budgeted operating expenditures for Administration and Total Property Recurring have increased by $155,200.

The main increases are as follows:

- $110,700 for increases to salaries and benefits. 32 staff are charged to these budgets including administration, tenant relations, building custodians and the in-house repairs and maintenance team
- $69,100 increase across various building maintenance accounts based on increased cost and frequency of repairs
- $51,300 utility costs for hydro, natural gas and water
- $23,800 for increased cost of supplies for electrical, plumbing and leased equipment
- $23,800 increase in software and interfunctional information system charges
- $13,100 transfer to reserve to reduce liability of increasing insurance deductible. This reserve, introduced in the 2025 budget, will be used to pay future deductibles or cover costs of damages that aren't high enough to make a claim
- $13,000 for insurance premium
- $8,000 increase in administrative costs, including travel, meals and conference fees

These increases are offset by the following savings:

- $72,200 decrease in debenture payments due to remaining mortgages being fully paid in 2025
- $69,200 decrease in property tax expense, due to multi-residential tax rate being in its final adjustment year to align with the new multi residential tax rate
- $16,200 increase in admin fees for COCHI/OPHI/COHB based on increased grant allocation

14th Street Supportive Housing

Revenues for this building are budgeted to be $105,400, which is an increase of $9,000 compared to 2025 budget of $96,400. This increase is attributable to $10,800 more in estimated revenue, offset by $1,800 less provincial grant funding than 2025. Budgeted building operating costs total $105,400, an increase of $18,000, compared to $87,400 in the 2025 budget. The increase is attributable to rising utilities and contracted services costs.

Non-Profit Housing

The 2026 budget for Non-Profit Housing requires a levy of $2,665,100, an increase of $63,300 over 2025. Budgeted payments to non-profit housing providers total $3,175,900. This increase includes $500,000 in funding for Lutheran Owen Sound funded by the Affordable Housing Reserve, as part of Grey County's $1.6 million commitment. The budgeted contribution is $450,000 for 2026 but will be $500,000 per the contribution agreement. A $10,300 increase in 2026 is determined by provincial indices and internal audit fees, that are offset by savings from a mortgage ending for one provider.

The expenditures are offset by a federal conditional grant of $61,300, which is $53,000 less than 2025, and this reduction relates to the housing provider's mortgages ending.

The Non-Profit Housing budget consists of funds provided by the County to meet legislative requirements from the province for the operating and capital needs of nine housing providers. The province determines annual increases for the Non-Profit Housing providers in areas such as administration, insurance, utilities and rent subsidies.

Provincial Funded Programs

Canada-Ontario Housing Benefit (COHB)

The Canada-Ontario Housing Benefit provides a subsidy directly to eligible residents who are on or are eligible to be on Social Housing wait lists or living in community housing. County staff assist residents in the completion of an application to the Ministry of Finance. Funding for 2026/2027 has not been announced; staff assume it will be same as 2025/2026 ($173,000 less $250 per application paid to Grey County).

Canada Ontario Community Housing Initiative (COCHI)

The Canada Ontario Community Housing Initiative is a $1,404,200 100% provincially funded program that provides funding to existing social and community housing providers under the *Housing Service Act*. The funds regenerate and expand community housing, preserve community housing and protect tenants through the process of expiring operating agreements. Staff assume that the planned allocation of $1,404,200 for 2026/2027 will be confirmed.

The 2026 budget includes $80,000 to rent supplements, $800,000 for construction of new housing units subject to additional funding, $340,000 for housing with related supports, $114,900 for capital improvements and $70,200 for administration fees (5% of allocation). This funding has increased by $224,300 since the 2025/2026 funding year.

Ontario Priorities Housing Initiative (OPHI)

The Ontario Priorities Housing Initiative is a $322,900 100% provincially funded program that provides funding to create affordable housing units through new builds, renovations or rent supplements. Staff assume that the planned allocation of $322,900 for 2026/2027 will be confirmed. This funding has decreased by $110,800 since the 2025/2026 funding year.

The 2025 budget includes $274,500 allocated to rent supplements, community support $32,300 and $16,100 for administration fees (5% of allocation).

Indigenous Housing Support Benefit (IHSP)

The Indigenous Housing Support Program supports M'Wikwedong Native Friendship Centre to provide residents with rent supplements and other housing related expenses. The County flows the subsidy to participants on behalf of M'Wikwedong. In 2026 this subsidy totals $95,000.

Homelessness Prevention Program (HPP)

The Homelessness Prevention Program is a $3,282,800 provincially funded budget that aims to prevent, address, and reduce homelessness by improving access to adequate, suitable and affordable housing. $43,200 of this funding has been reallocated to 14th Street Supportive housing, leaving $3,239,600 budgeted in this program. Funding for 2026/2027 has not been announced, staff assume it will be the same as 2025/2026.

The program provides funding for the provision of emergency housing services, hostel funding through rent supplements, case management support, sustainable housing benefits (last month's rent, arrears, utility arrears), and funding for agencies providing homelessness services.

The total grant includes $164,100 or 5% that is available for administrative fees for this program. This offsets the indirect wages and costs in the administration budget that are associated with operating the program.

The 2026 budget includes the operating costs of the emergency short term shelter building located at 713 9th Avenue East. The costs of operating and maintaining this building are funded by savings from not paying for emergency short term shelter at privately owned motels.

Homeless Reduction Innovation Fund (HRIF)

The Homelessness Reduction Innovation Fund is a $312,700 federally funded budget that provides communities with one-time funding grants to test, implement, document and share innovative system-level interventions that achieve measurable reductions in community-level homelessness.

This funding covers a 12-month period ending September 30, 2026, and includes 2 FTE Housing First Case Coordinators, rent supplements and other community support costs. HRIF funding will also augment HPP with $33,000 for indirect wages and data collection costs.

Capital Budget

The 2026 capital budget levy requirement is $2,106,100, an increase of $201,900 as compared to the 2025 capital budget.

Capital Building Projects

A total of $6,848,100 in projects is budgeted in 2026, with $5,677,400 funded from a combination of reserves, proceeds from sale of existing units and federal and provincial grants. This includes $655,400 for regularly scheduled capital maintenance and repairs such as appliance replacement, landscaping, security, elevator repairs, site improvements and other annual projects to sustain 994 units of housing.

The budget includes a federal conditional grant of $1,883,800 from the Canadian Mortgage Housing Corporation (CMHC) for 30% of eligible repairs and upgrades to the housing portfolio. The grant includes requirements for energy efficiency and accessibility improvements and spans from 2024 to 2026.

The capital budget is a combination of identified 2026 projects from the 10-year capital forecast and projects from previous years that were delayed. Projects were delayed for various reasons, including supply chain issues. A total

of 30 projects have been carried forward from prior years' budgets.

Some projects scheduled for 2026 in the 2025-2034 10-year capital forecast were reallocated to future budgets, to ensure all budgeted projects can be completed. To achieve efficiencies in both tendering and project administration, similar projects such as roof and window replacements will be tendered at the same time.

Transfers to Reserve

The capital budget includes a transfer of $718,900 for the Affordable Housing Fund, an increase of $64,600 compared to 2025. This increase will build up this contribution to obtain Council direction to reach 1% of the annual levy increase for the 2027 budget. The affordable housing fund is used to build or renovate housing to support our most vulnerable residents. Current projects include funding for a non-profit seniors' building and the redevelopment of a community housing building in Dundalk. These projects are part of the Affordable Housing Action Plan. There is also a transfer of $216,500 to the Housing Reserve to fund future capital requirements as per the 10-year capital forecast that was developed using recent building condition assessments.

County of Grey
Housing
2026 Budget Net Department Requirement Summary

Housing Operating Summary

	2024 Actuals	2025 Budget	2025 Year End Projection	2026 Budget	2026 vs 2025 Budget	2027 Projection	2027 vs 2026 Budget
OPHI Ontario Priorities Housing Initiative	$0	$0	$0	$0	$0	$0	$0
14th Street Supportive Housing	($35,776)	($9,000)	($5,000)	$0	$9,000	$26,300	$26,300
Canada-Ontario Community Housing Initiative	$0	$0	$0	$0	$0	$0	$0
Canada-Ontario Housing Benefit	$0	$0	$0	$0	$0	$0	$0
Homelessness Prevention Program	$0	$0	$0	$0	$0	$0	$0
Housing administration	$1,508,907	$1,746,200	$1,647,300	$1,952,400	$206,200	$2,075,200	$122,800
Indigenous Housing Support Program	$0	$0	$0	$0	$0	$0	$0
Investment in Affordable Housing	$0	$0	$0	$0	$0	$0	$0
Non Profit Housing	$2,265,954	$2,601,800	$2,524,400	$2,665,100	$63,300	$2,814,000	$148,900
Property Recurring	$2,566,620	$2,982,900	$2,806,500	$3,013,600	$30,700	$3,152,300	$138,700
Rent Supplements	$0	$0	$0	$0	$0	$0	$0
Rental & Supportive	$0	$0	$0	$0	$0	$0	$0
Revolving Home Ownership Program	$0	$0	$0	$0	$0	$0	$0
Grand Total	**$6,305,705**	**$7,321,900**	**$6,973,200**	**$7,631,100**	**$309,200**	**$8,067,800**	**$436,700**

Housing Capital Summary

	2024 Actuals	2025 Budget	2025 Year End Projection	2026 Budget	2026 vs 2025 Budget	2027 Projection	2027 vs 2026 Budget
Affordable Housing	$647,800	$654,300	$654,300	$718,900	$64,600	$880,600	$161,700
County Housing	$1,070,778	$1,249,900	$1,212,600	$1,387,200	$137,300	$1,622,400	$235,200
Grand Total	**$1,718,578**	**$1,904,200**	**$1,866,900**	**$2,106,100**	**$201,900**	**$2,503,000**	**$396,900**

Human Services Operating and Capital Combined Summary

	2024 Actuals	2025 Budget	2025 Year End Projection	2026 Budget	2026 vs 2025 Budget	2027 Projection	2027 vs 2026 Budget
1 - Operating Fund	$6,305,705	$7,321,900	$6,973,200	$7,631,100	$309,200	$8,067,800	$436,700
2 - Capital Fund	$1,718,578	$1,904,200	$1,866,900	$2,106,100	$201,900	$2,503,000	$396,900
Grand Total	**$8,024,283**	**$9,226,100**	**$8,840,100**	**$9,737,200**	**$511,100**	**$10,570,800**	**$833,600**

Housing - Administration
Operating Summary
2026 Budget

Revenues

	2024 Actuals	2025 Budget	2025 Year End Projection	2026 Budget	2026 vs 2025 Budget	2027 Projection	2027 vs 2026 Budget
49400 - Transfer From Reserve	$0	($5,000)	($5,000)	($3,000)	$2,000	($6,000)	($3,000)
52000 - Federal Conditional Grant	($212,661)	($131,600)	($131,600)	($18,700)	$112,900	($22,000)	($3,300)
54060 - Miscellaneous Receipts	($2,700)	$0	$0	$0	$0	$0	$0
Grand Total	**($215,361)**	**($136,600)**	**($136,600)**	**($21,700)**	**$114,900**	**($28,000)**	**($6,300)**

Salaries and Benefits

	2024 Actuals	2025 Budget	2025 Year End Projection	2026 Budget	2026 vs 2025 Budget	2027 Projection	2027 vs 2026 Budget
61000 - Salaries and Wages	$944,980	$1,002,900	$946,700	$1,038,200	$35,300	$1,079,000	$40,800
61003 - Overtime Wages	$201	$0	$0	$0	$0	$0	$0
61220 - CPP	$42,412	$45,700	$44,900	$49,300	$3,600	$52,100	$2,800
61221 - EI	$13,811	$14,700	$13,400	$14,700	$0	$14,900	$200
61222 - WSIB Premiums	$12,350	$12,900	$12,400	$13,200	$300	$13,900	$700
61223 - OMERS	$100,420	$96,400	$97,400	$106,600	$10,200	$110,000	$3,400
61224 - EHT	$18,520	$19,600	$18,500	$20,400	$800	$21,300	$900
61225 - Group Benefits	$116,307	$121,800	$112,500	$130,300	$8,500	$143,600	$13,300
61260 - Service Awards	$0	$0	$0	$0	$0	$700	$700
Grand Total	**$1,249,001**	**$1,314,000**	**$1,245,800**	**$1,372,700**	**$58,700**	**$1,435,500**	**$62,800**

Other Expenses

	2024 Actuals	2025 Budget	2025 Year End Projection	2026 Budget	2026 vs 2025 Budget	2027 Projection	2027 vs 2026 Budget
63010 - Association/Membership Fees	$4,639	$4,900	$4,700	$5,200	$300	$5,200	$0
63020 - Computer Support/Maintenanace	$16,299	$12,800	$13,900	$14,000	$1,200	$14,000	$0
63030 - Copying & Printing	$4,561	$4,500	$4,500	$4,500	$0	$4,500	$0
63041 - Computer Purchase	$1,116	$15,000	$18,100	$3,000	($12,000)	$24,000	$21,000
63042 - Equip/Furniture Purchases	$8,218	$5,000	$5,000	$5,000	$0	$5,000	$0
63051 - Telephone	$20,999	$16,000	$12,000	$11,900	($4,100)	$12,300	$400
63052 - Cellular	$9,996	$11,100	$5,000	$20,100	$9,000	$14,600	($5,500)
63060 - Office & Charting Supplies	$4,577	$6,500	$6,500	$6,500	$0	$6,500	$0
63063 - Postage/Courier/Freight	$7,479	$8,000	$8,000	$8,000	$0	$8,000	$0
63070 - Other Materials & Services	$894	$1,000	$2,000	$1,000	$0	$1,000	$0
63300 - Staff Training and Development	$5,460	$6,000	$6,000	$6,500	$500	$6,500	$0
63310 - Travel & Meal Expenses	$10,426	$11,000	$11,000	$11,000	$0	$11,000	$0
63320 - Conferences	$1,667	$3,000	$3,000	$3,500	$500	$3,500	$0
63408 - Tenant Relations/Recreation	$2,600	$2,500	$2,500	$3,000	$500	$3,000	$0
63603 - Vehicle Operations	$14,491	$17,000	$17,000	$17,000	$0	$17,000	$0
63702 - Equipment Costs/Rentals	$0	$0	$200	$0	$0	$0	$0
64020 - Computer Support/Maintenance	$47,767	$59,200	$61,200	$64,200	$5,000	$64,300	$100
64027 - Internet Network Services	$35,629	$33,000	$35,300	$37,700	$4,700	$38,400	$700
64100 - Legal Fees	$21,827	$10,000	$15,000	$15,000	$5,000	$15,000	$0
64102 - Professional & Consulting Fees	$1,145	$2,000	$2,000	$2,000	$0	$2,000	$0
64120 - Purchased Service	$0	$5,000	$0	$5,000	$0	$5,000	$0
64480 - Painting	$62	$0	$0	$0	$0	$0	$0
65110 - Insurance	$364,137	$392,000	$368,700	$405,000	$13,000	$445,500	$40,500
65200 - Bank Charges	$2,211	$2,100	$2,500	$2,500	$400	$2,500	$0
67000 - Interfunc. Admin Charges	($57,627)	($77,600)	($84,800)	($93,800)	($16,200)	($89,700)	$4,100
67013 - Interfunc. Audit Fees	$14,833	$14,800	$14,800	$15,200	$400	$15,800	$600

	2024 Actuals	2025 Budget	2025 Year End Projection	2026 Budget	2026 vs 2025 Budget	2027 Projection	2027 vs 2026 Budget
67014 - Interfunc. IS Costs	$85,700	$96,600	$96,600	$107,800	$11,200	$110,800	$3,000
67024 - Interfunc. Vehicle Lease	$4,300	$4,400	$4,400	$4,500	$100	$4,500	$0
67025 - Interfunc. CHPI Admin	($164,140)	($164,100)	($164,100)	($164,100)	$0	($164,100)	$0
69100 - Transfer to Reserves	$6,000	$67,100	$67,100	$80,200	$13,100	$81,600	$1,400
Grand Total	**$475,267**	**$568,800**	**$538,100**	**$601,400**	**$32,600**	**$667,700**	**$66,300**

Net Levy

	2024 Actuals	2025 Budget	2025 Year End Projection	2026 Budget	2026 vs 2025 Budget	2027 Projection	2027 vs 2026 Budget
Housing Operating Excluding programs	$1,508,907	$1,746,200	$1,647,300	$1,952,400	$206,200	$2,075,200	$122,800

Total Property Recurring Operating Summary 2026 Budget

Revenues

	2024 Actuals	2025 Budget	2025 Year End Projection	2026 Budget	2026 vs 2025 Budget	2027 Projection	2027 vs 2026 Budget
49300 - Sale of Assets	($1,180,938)	$0	($554,300)	$0	$0	$0	$0
49400 - Transfer From Reserve	$0	($28,000)	($20,000)	$0	$28,000	$0	$0
52000 - Federal Conditional Grant	($20,000)	($20,000)	($20,000)	($20,000)	$0	($20,000)	$0
54035 - Current Tenant Rent	($4,601,224)	($4,411,000)	($4,539,500)	($4,473,500)	($62,500)	($4,473,500)	$0
54036 - Current Tenant Maint Charge	($77,314)	$0	($50,100)	$0	$0	$0	$0
54038 - Rent Waivers	$9,982	$0	$0	$0	$0	$0	$0
54060 - Miscellaneous Receipts	$0	$0	($2,500)	$0	$0	$0	$0
54065 - Bad Debt Rent Recovery	($10,773)	$0	($1,800)	$0	$0	$0	$0
54067 - Bad Debt Write Off	$93,569	$87,000	$91,600	$87,000	$0	$87,000	$0
54070 - Miscellaneous	($114,671)	($95,500)	($78,700)	($94,200)	$1,300	($94,200)	$0
Grand Total	**($5,901,369)**	**($4,467,500)**	**($5,175,300)**	**($4,500,700)**	**($33,200)**	**($4,500,700)**	**$0**

Salaries and Benefits

	2024 Actuals	2025 Budget	2025 Year End Projection	2026 Budget	2026 vs 2025 Budget	2027 Projection	2027 vs 2026 Budget
61000 - Salaries and Wages	$1,405,530	$1,522,700	$1,414,800	$1,575,300	$52,600	$1,632,400	$57,100
61003 - Overtime Wages	$3,562	$0	$4,600	$0	$0	$0	$0
61220 - CPP	$76,503	$81,300	$81,100	$86,700	$5,400	$91,200	$4,500
61221 - EI	$25,144	$25,900	$27,600	$26,000	$100	$26,000	$0
61222 - WSIB Premiums	$19,380	$21,200	$19,300	$21,400	$200	$21,900	$500

	2024 Actuals	2025 Budget	2025 Year End Projection	2026 Budget	2026 vs 2025 Budget	2027 Projection	2027 vs 2026 Budget
61223 - OMERS	$128,009	$146,600	$128,100	$142,800	($3,800)	$143,100	$300
61224 - EHT	$27,878	$30,000	$26,200	$30,400	$400	$32,300	$1,900
61225 - Group Benefits	$219,975	$231,900	$191,300	$228,900	($3,000)	$252,800	$23,900
61228 - Boot Allowance	$2,264	$4,100	$4,200	$4,200	$100	$3,500	($700)
Grand Total	**$1,908,246**	**$2,063,700**	**$1,897,200**	**$2,115,700**	**$52,000**	**$2,203,200**	**$87,500**

Other Expenses

	2024 Actuals	2025 Budget	2025 Year End Projection	2026 Budget	2026 vs 2025 Budget	2027 Projection	2027 vs 2026 Budget
62210 - Debenture - Interest Payments	$28,819	$4,200	$4,200	$0	($4,200)	$0	$0
63042 - Equip/Furniture Purchases	$6,030	$59,700	$23,700	$35,600	($24,100)	$22,800	($12,800)
63051 - Telephone	$51,886	$52,700	$52,700	$56,500	$3,800	$58,200	$1,700
63052 - Cellular	$6,249	$7,300	$7,200	$8,100	$800	$8,100	$0
63070 - Other Materials & Services	$436	$900	$500	$900	$0	$900	$0
63075 - Health & Safety Costs	$0	$0	$0	$2,000	$2,000	$800	($1,200)
63092 - Insurance Recovery	$0	$0	($1,300)	$0	$0	$0	$0
63300 - Staff Training and Development	$90	$2,000	$4,100	$2,000	$0	$2,000	$0
63310 - Travel & Meal Expenses	$57,804	$68,100	$63,900	$70,400	$2,300	$70,400	$0
63320 - Conferences	$2,176	$0	$0	$0	$0	$0	$0
63403 - Maintenance of Buildings	$135,325	$91,500	$147,000	$107,700	$16,200	$93,900	($13,800)
63408 - Tenant Relations/Recreation	$5,088	$3,500	$3,700	$3,500	$0	$3,500	$0
63424 - Elevator Licences	$28,554	$24,100	$23,700	$24,000	($100)	$24,000	$0
63431 - Electrical Supplies	$15,235	$21,700	$19,100	$23,700	$2,000	$23,700	$0
63441 - Hydro	$861,501	$966,700	$962,100	$991,100	$24,400	$1,028,700	$37,600
63442 - Water/Sewage	$570,375	$586,000	$649,800	$606,700	$20,700	$626,400	$19,700
63443 - Gas & Propane	$405,876	$434,100	$429,300	$440,300	$6,200	$463,500	$23,200
63444 - Water Heaters/Leased Equipment	$47,322	$44,200	$47,400	$47,700	$3,500	$47,800	$100

	2024 Actuals	2025 Budget	2025 Year End Projection	2026 Budget	2026 vs 2025 Budget	2027 Projection	2027 vs 2026 Budget
63450 - Maintenance of Equipment	$718	$8,500	$4,500	$9,400	$900	$7,800	($1,600)
63465 - Plumbing Supplies	$9,809	$11,200	$10,400	$11,700	$500	$11,700	$0
63485 - Maintenance of Grounds	$0	$0	$400	$300	$300	$300	$0
64100 - Legal Fees	$15,725	$0	$5,800	$0	$0	$0	$0
64120 - Purchased Service	$48,862	$50,000	$46,500	$50,000	$0	$50,000	$0
64400 - Custodial Duties & Sec Tenant	$108,038	$97,900	$119,800	$100,700	$2,800	$100,700	$0
64403 - Bldg Contracted Services	$202,425	$331,300	$216,000	$417,800	$86,500	$449,700	$31,900
64405 - Flooring	$0	$0	$0	$6,500	$6,500	$0	($6,500)
64406 - Pest Control	$35,765	$35,700	$36,200	$36,700	$1,000	$36,700	$0
64419 - Waste Removal	$141,517	$142,300	$154,300	$160,900	$18,600	$160,900	$0
64423 - Elevator Maintenance	$36,767	$39,900	$40,100	$39,400	($500)	$39,400	$0
64430 - Fire Alarm & Smoke Detection	$70,914	$84,000	$156,300	$84,000	$0	$84,000	$0
64431 - Electrical Repairs	$98,559	$94,600	$80,300	$82,700	($11,900)	$84,200	$1,500
64450 - Repairs to Ground Equip.	$27,945	$18,500	$17,500	$18,500	$0	$18,500	$0
64459 - Appliance Repairs	$16,860	$34,200	$30,300	$34,200	$0	$34,200	$0
64465 - Plumbing Repairs	$125,424	$131,000	$128,400	$121,300	($9,700)	$111,600	($9,700)
64467 - Water Regulatory Maintenance	$46,090	$30,000	$39,300	$39,000	$9,000	$39,000	$0
64470 - Heating Repairs	$33,323	$46,200	$53,600	$61,700	$15,500	$57,700	($4,000)
64480 - Painting	$44,582	$49,500	$24,800	$49,500	$0	$55,500	$6,000
64485 - Landscape Mtce. Contracts	$39,991	$81,900	$50,700	$77,000	($4,900)	$56,100	($20,900)
64486 - Snow Removal	$274,999	$299,900	$496,400	$280,900	($19,000)	$280,900	$0
66005 - Pymts Other Mun Property Tax	$1,381,558	$1,365,400	$1,313,600	$1,296,200	($69,200)	$1,296,200	$0
68210 - Debenture/Debt Principal Pmts.	$396,166	$68,000	$68,000	$0	($68,000)	$0	$0
69100 - Transfer to Reserves	$1,180,938	$0	$554,300	$0	$0	$0	$0
Grand Total	**$6,559,743**	**$5,386,700**	**$[illegible]**	**$5,398,600**	**$11,900**	**$5,449,800**	**$51,200**

Net Levy

	2024 Actuals	2025 Budget	2025 Year End Projection	2026 Budget	2026 vs 2025 Budget	2027 Projection	2027 vs 2026 Budget
Housing Operating Excluding programs	$2,566,620	$2,982,900	$2,806,500	$3,013,600	$30,700	$3,152,300	$138,700

14th Street Supportive Housing
Operating Summary
2026 Budget

Revenues

	2024 Actuals	2025 Budget	2025 Year End Projection	2026 Budget	2026 vs 2025 Budget	2027 Projection	2027 vs 2026 Budget
51100 - Provincial Conditional Grant	($31,932)	($45,000)	($45,000)	($43,200)	$1,800	($30,000)	$13,200
54035 - Current Tenant Rent	($69,060)	($56,400)	($65,600)	($67,200)	($10,800)	($67,200)	$0
54036 - Current Tenant Maint Charge	($722)	$0	($600)	$0	$0	$0	$0
54038 - Rent Waivers	$361	$0	$0	$0	$0	$0	$0
54067 - Bad Debt Write Off	$5,834	$5,000	$0	$5,000	$0	$5,000	$0
Grand Total	**($95,519)**	**($96,400)**	**($111,200)**	**($105,400)**	**($9,000)**	**($92,200)**	**$13,200**

Salaries and Benefits

	2024 Actuals	2025 Budget	2025 Year End Projection	2026 Budget	2026 vs 2025 Budget	2027 Projection	2027 vs 2026 Budget
61000 - Salaries and Wages	$12,288	$17,600	$18,000	$18,200	$600	$18,700	$500
61003 - Overtime Wages	$28	$0	$0	$0	$0	$0	$0
61220 - CPP	$690	$1,000	$1,000	$1,000	$0	$1,100	$100
61221 - EI	$225	$300	$400	$300	$0	$300	$0
61222 - WSIB Premiums	$148	$200	$300	$200	$0	$300	$100
61223 - OMERS	$1,096	$1,600	$1,700	$1,600	$0	$1,600	$0
61224 - EHT	$239	$300	$400	$400	$100	$400	$0
61225 - Group Benefits	$1,932	$2,900	$2,600	$2,700	($200)	$2,900	$200
Grand Total	**$16,645**	**$23,900**	**$24,400**	**$24,400**	**$500**	**$25,300**	**$900**

Other Expenses

	2024 Actuals	2025 Budget	2025 Year End Projection	2026 Budget	2026 vs 2025 Budget	2027 Projection	2027 vs 2026 Budget
63042 - Equip/Furniture Purchases	$0	$600	$600	$0	($600)	$11,000	$11,000
63051 - Telephone	$4,605	$4,000	$6,300	$6,400	$2,400	$6,600	$200
63070 - Other Materials & Services	$494	$0	$0	$0	$0	$0	$0
63310 - Travel & Meal Expenses	$1,072	$800	$1,000	$1,000	$200	$1,000	$0
63403 - Maintenance of Buildings	$2,511	$3,000	$3,000	$4,000	$1,000	$4,000	$0
63441 - Hydro	$16,389	$10,500	$19,500	$20,100	$9,600	$20,700	$600
63442 - Water/Sewage	$5,852	$6,000	$11,100	$7,800	$1,800	$8,000	$200
63443 - Gas & Propane	$2,837	$4,500	$3,100	$3,200	($1,300)	$3,400	$200
64027 - Internet Network Services	$0	$1,000	$0	$1,000	$0	$1,000	$0
64400 - Custodial Duties & Sec Tenant	$69	$0	$0	$0	$0	$0	$0
64403 - Bldg Contracted Services	$3,020	$3,000	$5,000	$7,000	$4,000	$7,000	$0
64406 - Pest Control	$198	$1,000	$500	$1,000	$0	$1,000	$0
64419 - Waste Removal	$7,228	$6,600	$7,000	$7,000	$400	$7,000	$0
64430 - Fire Alarm & Smoke Detection	$1,121	$1,500	$1,500	$1,500	$0	$1,500	$0
64431 - Electrical Repairs	$1,639	$3,600	$2,400	$2,800	($800)	$2,800	$0
64465 - Plumbing Repairs	$1,751	$1,600	$1,700	$1,900	$300	$1,900	$0
64470 - Heating Repairs	$993	$4,300	$4,000	$4,000	($300)	$4,000	$0
64480 - Painting	$391	$300	$300	$300	$0	$300	$0
64485 - Landscape Mtce. Contracts	$0	$500	$500	$500	$0	$500	$0
64486 - Snow Removal	$6,521	$7,500	$11,000	$8,000	$500	$8,000	$0
65300 - Rent	$3,113	$3,200	$3,300	$3,500	$300	$3,500	$0
66005 - Pymts Other Mun Property Tax	($16,705)	$0	$0	$0	$0	$0	$0
Grand Total	**$43,097**	**$63,500**	**$81,800**	**$81,000**	**$17,500**	**$93,200**	**$12,200**

Net Levy

	2024 Actuals	2025 Budget	2025 Year End Projection	2026 Budget	2026 vs 2025 Budget	2027 Projection	2027 vs 2026 Budget
Housing Operating Excluding programs	($35,776)	($9,000)	($5,000)	$0	$9,000	$26,300	$26,300

Rent Supplement Summary Totals
Operating Summary
2026 Budget

Revenues

	2024 Actuals	2025 Budget	2025 Year End Projection	2026 Budget	2026 vs 2025 Budget	2027 Projection	2027 vs 2026 Budget
52000 - Federal Conditional Grant	($9,669)	($9,700)	($9,700)	($9,700)	$0	($9,700)	$0
Grand Total	**($9,669)**	**($9,700)**	**($9,700)**	**($9,700)**	**$0**	**($9,700)**	**$0**

Other Expenses

	2024 Actuals	2025 Budget	2025 Year End Projection	2026 Budget	2026 vs 2025 Budget	2027 Projection	2027 vs 2026 Budget
65310 - Rent Supplement	$9,669	$9,700	$9,700	$9,700	$0	$9,700	$0
Grand Total	**$9,669**	**$9,700**	**$9,700**	**$9,700**	**$0**	**$9,700**	**$0**

Net Levy

	2024 Actuals	2025 Budget	2025 Year End Projection	2026 Budget	2026 vs 2025 Budget	2027 Projection	2027 vs 2026 Budget
Housing Operating Excluding programs	$0	$0	$0	$0	$0	$0	$0

Investment in Affordable Housing Summary
Operating Summary
2026 Budget

Revenues

	2024 Actuals	2025 Budget	2025 Year End Projection	2026 Budget	2026 vs 2025 Budget	2027 Projection	2027 vs 2026 Budget
49400 - Transfer From Reserve	($61,949)	($75,000)	($100,700)	($75,000)	$0	($75,000)	$0
51100 - Provincial Conditional Grant	($33,825)	$0	$0	$0	$0	$0	$0
54060 - Miscellaneous Receipts	($6,721)	$0	($14,000)	$0	$0	$0	$0
Grand Total	**($102,495)**	**($75,000)**	**($114,700)**	**($75,000)**	**$0**	**($75,000)**	**$0**

Other Expenses

	2024 Actuals	2025 Budget	2025 Year End Projection	2026 Budget	2026 vs 2025 Budget	2027 Projection	2027 vs 2026 Budget
66000 - Payments to Indiv. & Organiz'	$102,495	$75,000	$114,700	$75,000	$0	$75,000	$0
Grand Total	**$102,495**	**$75,000**	**$114,700**	**$75,000**	**$0**	**$75,000**	**$0**

Net Levy

	2024 Actuals	2025 Budget	2025 Year End Projection	2026 Budget	2026 vs 2025 Budget	2027 Projection	2027 vs 2026 Budget
Housing Programs	$0	$0	$0	$0	$0	$0	$0

Investment in Affordable Housing Summary
Operating Summary
2026 Budget

Revenues

	2024 Actuals	2025 Budget	2025 Year End Projection	2026 Budget	2026 vs 2025 Budget	2027 Projection	2027 vs 2026 Budget
52000 - Federal Conditional Grant	($90,797)	($90,800)	($90,800)	($90,800)	$0	($90,800)	$0
Grand Total	**($90,797)**	**($90,800)**	**($90,800)**	**($90,800)**	**$0**	**($90,800)**	**$0**

Other Expenses

	2024 Actuals	2025 Budget	2025 Year End Projection	2026 Budget	2026 vs 2025 Budget	2027 Projection	2027 vs 2026 Budget
66000 - Payments to Indiv. & Organiz'	$90,797	$90,800	$90,800	$90,800	$0	$90,800	$0
Grand Total	**$90,797**	**$90,800**	**$90,800**	**$90,800**	**$0**	**$90,800**	**$0**

Net Levy

	2024 Actuals	2025 Budget	2025 Year End Projection	2026 Budget	2026 vs 2025 Budget	2027 Projection	2027 vs 2026 Budget
Housing Programs	$0	$0	$0	$0	$0	$0	$0

Revolving Home Ownership Program
Operating Summary
2026 Budget

Revenues

	2024 Actuals	2025 Budget	2025 Year End Projection	2026 Budget	2026 vs 2025 Budget	2027 Projection	2027 vs 2026 Budget
49400 - Transfer From Reserve	$0	($75,000)	$0	($75,000)	$0	($75,000)	$0
54060 - Miscellaneous Receipts	($180,497)	$0	($87,400)	$0	$0	$0	$0
Grand Total	**($180,497)**	**($75,000)**	**($87,400)**	**($75,000)**	**$0**	**($75,000)**	**$0**

Other Expenses

	2024 Actuals	2025 Budget	2025 Year End Projection	2026 Budget	2026 vs 2025 Budget	2027 Projection	2027 vs 2026 Budget
66000 - Payments to Indiv. & Organiz'	$37,248	$75,000	$0	$75,000	$0	$75,000	$0
69100 - Transfer to Reserves	$143,250	$0	$87,400	$0	$0	$0	$0
Grand Total	**$180,498**	**$75,000**	**$87,400**	**$75,000**	**$0**	**$75,000**	**$0**

Net Levy

	2024 Actuals	2025 Budget	2025 Year End Projection	2026 Budget	2026 vs 2025 Budget	2027 Projection	2027 vs 2026 Budget
Housing Programs	$0	$0	$0	$0	$0	$0	$0

Canada-Ontario Housing Benefit
Operating Summary
2026 Budget

Revenues

	2024 Actuals	2025 Budget	2025 Year End Projection	2026 Budget	2026 vs 2025 Budget	2027 Projection	2027 vs 2026 Budget
49400 - Transfer From Reserve	($3,250)	$0	$0	$0	$0	$0	$0
51100 - Provincial Conditional Grant	($2,250)	($7,000)	($3,300)	($7,500)	($500)	($7,500)	$0
Grand Total	**($5,500)**	**($7,000)**	**($3,300)**	**($7,500)**	**($500)**	**($7,500)**	**$0**

Other Expenses

	2024 Actuals	2025 Budget	2025 Year End Projection	2026 Budget	2026 vs 2025 Budget	2027 Projection	2027 vs 2026 Budget
67000 - Interfunc. Admin Charges	$5,500	$7,000	$3,300	$7,500	$500	$7,500	$0
Grand Total	**$5,500**	**$7,000**	**$3,300**	**$7,500**	**$500**	**$7,500**	**$0**

Net Levy

	2024 Actuals	2025 Budget	2025 Year End Projection	2026 Budget	2026 vs 2025 Budget	2027 Projection	2027 vs 2026 Budget
Housing Programs	$0	$0	$0	$0	$0	$0	$0

Non Profit Housing
Operating Summary
2026 Budget

Revenues

	2024 Actuals	2025 Budget	2025 Year End Projection	2026 Budget	2026 vs 2025 Budget	2027 Projection	2027 vs 2026 Budget
49400 - Transfer From Reserve	$0	$0	($450,000)	($450,000)	($450,000)	$0	$450,000
52000 - Federal Conditional Grant	($119,103)	($114,300)	($114,300)	($61,300)	$53,000	($20,600)	$40,700
Grand Total	**($119,103)**	**($114,300)**	**($564,300)**	**($511,300)**	**($397,000)**	**($20,600)**	**$490,700**

Other Expenses

	2024 Actuals	2025 Budget	2025 Year End Projection	2026 Budget	2026 vs 2025 Budget	2027 Projection	2027 vs 2026 Budget
66000 - Payments to Indiv. & Organiz'	$2,385,057	$2,716,100	$3,088,700	$3,175,900	$459,800	$2,834,100	($341,800)
67013 - Interfunc. Audit Fees	$0	$0	$0	$500	$500	$500	$0
Grand Total	**$2,385,057**	**$2,716,100**	**$3,088,700**	**$3,176,400**	**$460,300**	**$2,834,600**	**($341,800)**

Net Levy

	2024 Actuals	2025 Budget	2025 Year End Projection	2026 Budget	2026 vs 2025 Budget	2027 Projection	2027 vs 2026 Budget
Housing Programs	$2,265,954	$2,601,800	$2,524,400	$2,665,100	$63,300	$2,814,000	$148,900

Non Profit Housing
2026 Budget Net Department Requirement Summary

	2024 Actuals	2025 Budget	2025 Year End Projection	2026 Budget	2026 vs 2025 Budget	2027 Projection	2027 vs 2026 Budget
1-15-NPH-00-00- Housing - Non Profit Housing General Operating	($95,103)	($114,300)	($90,300)	($60,800)	$53,500	($20,100)	$40,700
1-15-NPH-DR-N1- Non Profit Housing - Garafraxa	$197,399	$209,100	$207,600	$207,600	($1,500)	$210,600	$3,000
1-15-NPH-HN-N1- Non Profit Housing - Lutheran Hanover	$355,564	$369,300	$371,500	$372,700	$3,400	$377,900	$5,200
1-15-NPH-NS-N1- Non Profit Housing - Neustadt	$205,062	$211,100	$211,100	$180,000	($31,100)	$182,600	$2,600
1-15-NPH-OS-N1- Non Profit Housing - Lutheran Owen Sound	$180,000	$255,500	$175,000	$249,000	($6,500)	$322,500	$73,500
1-15-NPH-OS-N2- Non Profit Housing - Maam Wiim	$120,005	$116,000	$116,500	$117,400	$1,400	$118,500	$1,100
1-15-NPH-OS-N3- Non Profit Housing - Owen Sound Legion	$163,792	$164,400	$161,200	$162,000	($2,400)	$164,300	$2,300
1-15-NPH-OS-N4- Non Profit Housing - OSMNPH	$834,686	$1,068,700	$1,045,400	$1,064,700	($4,000)	$1,079,700	$15,000
1-15-NPH-OS-N5- Non Profit Housing - Rockcliffe	$132,724	$159,300	$165,200	$152,000	($7,300)	$154,400	$2,400
1-15-NPH-OS-N6- Non Profit Housing - Womens Centre	$171,826	$162,700	$161,200	$220,500	$57,800	$223,600	$3,100
Grand Total	**$2,265,954**	**$2,601,800**	**$2,524,400**	**$2,665,100**	**$63,300**	**$2,814,000**	**$148,900**

Canada Ontario Community Housing Initiative Summary
Operating Summary
2026 Budget

Revenues

	2024 Actuals	2025 Budget	2025 Year End Projection	2026 Budget	2026 vs 2025 Budget	2027 Projection	2027 vs 2026 Budget
51100 - Provincial Conditional Grant	($348,111)	($971,400)	($1,362,800)	($1,404,200)	($432,800)	($1,522,900)	($118,700)
Grand Total	**($348,111)**	**($971,400)**	**($1,362,800)**	**($1,404,200)**	**($432,800)**	**($1,522,900)**	**($118,700)**

Other Expenses

	2024 Actuals	2025 Budget	2025 Year End Projection	2026 Budget	2026 vs 2025 Budget	2027 Projection	2027 vs 2026 Budget
65310 - Rent Supplement	$0	$0	$80,000	$80,000	$80,000	$80,000	$0
66000 - Payments to Indiv. & Organiz'	$26,000	$839,000	$1,057,000	$914,000	$75,000	$914,000	$0
66504 - Housing with Related Supports	$304,259	$83,800	$165,900	$340,000	$256,200	$452,800	$112,800
67000 - Interfunc. Admin Charges	$17,853	$48,600	$59,900	$70,200	$21,600	$76,100	$5,900
Grand Total	**$348,111**	**$971,400**	**$1,362,800**	**$1,404,200**	**$432,800**	**$1,522,900**	**$118,700**

Net Levy

	2024 Actuals	2025 Budget	2025 Year End Projection	2026 Budget	2026 vs 2025 Budget	2027 Projection	2027 vs 2026 Budget
Housing Programs	$0	$0	$0	$0	$0	$0	$0

Ontario Priorities Housing Initiative Summary
Operating Summary
2026 Budget

Revenues

	2024 Actuals	2025 Budget	2025 Year End Projection	2026 Budget	2026 vs 2025 Budget	2027 Projection	2027 vs 2026 Budget
51100 - Provincial Conditional Grant	($405,366)	($440,000)	($433,700)	($322,900)	$117,100	($121,200)	$201,700
Grand Total	**($405,366)**	**($440,000)**	**($433,700)**	**($322,900)**	**$117,100**	**($121,200)**	**$201,700**

Other Expenses

	2024 Actuals	2025 Budget	2025 Year End Projection	2026 Budget	2026 vs 2025 Budget	2027 Projection	2027 vs 2026 Budget
65310 - Rent Supplement	$91,560	$93,000	$93,000	$93,000	$0	$93,000	$0
66000 - Payments to Indiv. & Organiz'	$49,100	$78,800	$43,400	$32,300	($46,500)	$12,100	($20,200)
66504 - Housing with Related Supports	$252,431	$246,200	$275,700	$181,500	($64,700)	$10,000	($171,500)
67000 - Interfunc. Admin Charges	$12,275	$22,000	$21,600	$16,100	($5,900)	$6,100	($10,000)
Grand Total	**$405,366**	**$440,000**	**$433,700**	**$322,900**	**($117,100)**	**$121,200**	**($201,700)**

Net Levy

	2024 Actuals	2025 Budget	2025 Year End Projection	2026 Budget	2026 vs 2025 Budget	2027 Projection	2027 vs 2026 Budget
Housing Programs	$0	$0	$0	$0	$0	$0	$0

Indigenous Housing Support Program
Operating Summary
2026 Budget

Revenues

	2024 Actuals	2025 Budget	2025 Year End Projection	2026 Budget	2026 vs 2025 Budget	2027 Projection	2027 vs 2026 Budget
51100 - Provincial Conditional Grant	$0	($90,000)	$0	($95,000)	($5,000)	($95,000)	$0
54060 - Miscellaneous Receipts	($96,390)	$0	$0	$0	$0	$0	$0
Grand Total	**($96,390)**	**($90,000)**	**$0**	**($95,000)**	**($5,000)**	**($95,000)**	**$0**

Other Expenses

	2024 Actuals	2025 Budget	2025 Year End Projection	2026 Budget	2026 vs 2025 Budget	2027 Projection	2027 vs 2026 Budget
66000 - Payments to Indiv. & Organiz'	$96,390	$90,000	$0	$95,000	$5,000	$95,000	$0
Grand Total	**$96,390**	**$90,000**	**$0**	**$95,000**	**$5,000**	**$95,000**	**$0**

Net Levy

	2024 Actuals	2025 Budget	2025 Year End Projection	2026 Budget	2026 vs 2025 Budget	2027 Projection	2027 vs 2026 Budget
Housing Programs	$0	$0	$0	$0	$0	$0	$0

Homelessness Prevention Program (HPP)
Operating Summary
2026 Budget

Revenues

	2024 Actuals	2025 Budget	2025 Year End Projection	2026 Budget	2026 vs 2025 Budget	2027 Projection	2027 vs 2026 Budget
51100 - Provincial Conditional Grant	($3,054,104)	($3,242,800)	($3,237,800)	($3,239,600)	$3,200	($3,252,800)	($13,200)
54070 - Miscellaneous	$0	$0	($49,700)	($312,700)	($312,700)	$0	$312,700
Grand Total	**($3,054,104)**	**($3,242,800)**	**($3,287,500)**	**($3,552,300)**	**($309,500)**	**($3,252,800)**	**$299,500**

Salaries and Benefits

	2024 Actuals	2025 Budget	2025 Year End Projection	2026 Budget	2026 vs 2025 Budget	2027 Projection	2027 vs 2026 Budget
61000 - Salaries and Wages	$607,511	$672,300	$704,800	$838,400	$166,100	$750,200	($88,200)
61003 - Overtime Wages	$84	$0	$400	$0	$0	$0	$0
61009 - Salary Recoveries	($24,189)	$0	$0	$0	$0	$0	$0
61220 - CPP	$32,860	$36,300	$39,000	$46,700	$10,400	$42,100	($4,600)
61221 - EI	$10,742	$11,400	$13,500	$13,600	$2,200	$11,400	($2,200)
61222 - WSIB Premiums	$8,183	$9,100	$9,500	$11,500	$2,400	$10,200	($1,300)
61223 - OMERS	$57,302	$64,800	$63,100	$69,200	$4,400	$70,500	$1,300
61224 - EHT	$11,897	$13,400	$15,500	$16,200	$2,800	$14,600	($1,600)
61225 - Group Benefits	$91,664	$101,800	$92,500	$101,500	($300)	$112,300	$10,800
61260 - Service Awards	$0	$0	$100	$0	$0	$0	$0
Grand Total	**$796,052**	**$909,100**	**$938,400**	**$1,097,100**	**$188,000**	**$1,011,300**	**($85,800)**

Other Expenses

	2024 Actuals	2025 Budget	2025 Year End Projection	2026 Budget	2026 vs 2025 Budget	2027 Projection	2027 vs 2026 Budget
63020 - Computer Support/Maintenanace	$0	$0	$2,000	$0	$0	$0	$0
63041 - Computer Purchase	$0	$0	$3,000	$0	$0	$0	$0
63042 - Equip/Furniture Purchases	$25,508	$0	$10,300	$0	$0	$0	$0
63051 - Telephone	$376	$0	$400	$400	$400	$400	$0
63052 - Cellular	$2,768	$2,400	$2,400	$2,400	$0	$2,400	$0
63060 - Office & Charting Supplies	$192	$500	$500	$500	$0	$500	$0
63070 - Other Materials & Services	$865	$500	$1,500	$1,500	$1,000	$500	($1,000)
63300 - Staff Training and Development	$0	$0	$500	$0	$0	$0	$0
63310 - Travel & Meal Expenses	$647	$300	$1,600	$1,600	$1,300	$600	($1,000)
63403 - Maintenance of Buildings	$16,863	$30,000	$9,000	$15,000	($15,000)	$15,000	$0
63431 - Electrical Supplies	$186	$0	$0	$0	$0	$0	$0
63441 - Hydro	$15,846	$8,000	$27,800	$28,600	$20,600	$29,500	$900
63442 - Water/Sewage	$6,189	$10,000	$11,100	$11,400	$1,400	$11,700	$300
63443 - Gas & Propane	$3,142	$6,000	$3,400	$3,600	($2,400)	$3,800	$200
63465 - Plumbing Supplies	$16	$0	$0	$0	$0	$0	$0
64027 - Internet Network Services	$20,817	$1,600	$0	$1,500	($100)	$1,500	$0
64120 - Purchased Service	$135,365	$185,000	$0	$170,000	($15,000)	$170,000	$0
64400 - Custodial Duties & Sec Tenant	$69	$1,000	$2,000	$1,000	$0	$1,000	$0
64403 - Bldg Contracted Services	$49,418	$95,000	$5,000	$59,600	($35,400)	$67,100	$7,500
64406 - Pest Control	$6,303	$2,500	$1,500	$2,500	$0	$2,500	$0
64419 - Waste Removal	$5,284	$6,000	$6,000	$6,000	$0	$6,000	$0
64429 - Site Maintenance	$754	$1,000	$1,000	$1,000	$0	$1,000	$0
64430 - Fire Alarm & Smoke Detection	$9,492	$3,000	$3,000	$3,000	$0	$3,000	$0
64431 - Electrical Repairs	$10,767	$5,000	$5,000	$5,000	$0	$5,000	$0
64459 - Appliance Repairs	$1,113	$2,000	$1,000	$2,000	$0	$2,000	$0
64465 - Plumbing Repairs	$12,194	$5,000	$5,000	$5,000	$0	$5,000	$0
64470 - Heating Repairs	$2,887	$3,000	$3,000	$3,000	$0	$3,000	$0

	2024 Actuals	2025 Budget	2025 Year End Projection	2026 Budget	2026 vs 2025 Budget	2027 Projection	2027 vs 2026 Budget
64480 - Painting	$659	$300	$300	$300	$0	$300	$0
64485 - Landscape Mtce. Contracts	$0	$0	$600	$0	$0	$0	$0
64486 - Snow Removal	$6,727	$8,000	$25,000	$15,000	$7,000	$15,000	$0
65110 - Insurance	$4,820	$9,500	$9,500	$10,000	$500	$10,000	$0
66005 - Pymts Other Mun Property Tax	$32,860	$40,000	$38,700	$0	($40,000)	$0	$0
66504 - Housing with Related Supports	$253,264	$522,000	$433,500	$358,500	($163,500)	$422,200	$63,700
66507 - Emergency Shelters	$274,427	$158,000	$175,000	$209,400	$51,400	$71,800	($137,600)
66600 - Homelessness Prevention	$773,653	$714,000	$815,000	$860,000	$146,000	$860,000	$0
66602 - Community Support	$420,441	$350,000	$580,900	$512,800	$162,800	$366,200	($146,600)
67013 - Interfunc. Audit Fees	$0	$0	$0	$500	$500	$400	($100)
67025 - Interfunc. CHPI Admin	$164,140	$164,100	$164,100	$164,100	$0	$164,100	$0
Grand Total	**$2,258,052**	**$2,333,700**	**$2,349,100**	**$2,455,200**	**$121,500**	**$2,241,500**	**($213,700)**

Net Levy

	2024 Actuals	2025 Budget	2025 Year End Projection	2026 Budget	2026 vs 2025 Budget	2027 Projection	2027 vs 2026 Budget
Housing Programs	$0	$0	$0	$0	$0	$0	$0

Grey County Housing Capital Summary
Capital Summary
2026 Budget

Revenues

	2024 Actuals	2025 Budget	2025 Year End Projection	2026 Budget	2026 vs 2025 Budget	2027 Projection	2027 vs 2026 Budget
49300 - Sale of Assets	$0	($100,000)	($100,000)	($100,000)	$0	($100,000)	$0
49400 - Transfer From Reserve	($3,674,198)	($3,937,600)	($1,146,500)	($3,493,600)	$444,000	($261,200)	$3,232,400
51100 - Provincial Conditional Grant	($558,961)	$0	($40,700)	($200,000)	($200,000)	($150,000)	$50,000
52000 - Federal Conditional Grant	($534,312)	($1,973,600)	($669,700)	($1,883,800)	$89,800	$0	$1,883,800
54060 - Miscellaneous Receipts	($7,500)	($800,000)	$0	$0	$800,000	$0	$0
Grand Total	**($4,774,971)**	**($6,811,200)**	**($1,956,900)**	**($5,677,400)**	**$1,133,800**	**($511,200)**	**$5,166,200**

Other Expenses

	2024 Actuals	2025 Budget	2025 Year End Projection	2026 Budget	2026 vs 2025 Budget	2027 Projection	2027 vs 2026 Budget
63042 - Equip/Furniture Purchases	$45,050	$171,500	$123,800	$204,500	$33,000	$106,500	($98,000)
63403 - Maintenance of Buildings	$22,125	$0	$0	$0	$0	$0	$0
63915 - Building Acquisition	$3,168,403	$0	$0	$0	$0	$0	$0
64102 - Professional & Consulting Fees	$81,435	$31,800	$71,800	$212,500	$180,700	$33,000	($179,500)
64403 - Bldg Contracted Services	$1,261,187	$1,360,900	$1,212,100	$1,152,200	($208,700)	$559,200	($593,000)
64407 - Kitchen & Bath Renovation	$336,612	$560,000	$345,300	$490,000	($70,000)	$700,000	$210,000
64421 - Roofing/Soffit/Fascia/Eaves	$129,678	$2,026,500	$169,400	$1,868,600	($157,900)	$354,700	($1,513,900)
64423 - Elevator Maintenance	$29,870	$956,900	$15,000	$1,317,200	$360,300	$15,600	($1,301,600)
64428 - Fire Damage	$51,336	$800,000	$0	$0	($800,000)	$0	$0

	2024 Actuals	2025 Budget	2025 Year End Projection	2026 Budget	2026 vs 2025 Budget	2027 Projection	2027 vs 2026 Budget
64429 - Site Maintenance	$138,571	$1,045,700	$337,200	$945,300	($100,400)	$66,300	($879,000)
64465 - Plumbing Repairs	$71,007	$8,100	$0	$8,300	$200	$8,500	$200
64467 - Water Regulatory Maintenance	$12,964	$36,500	$34,600	$36,700	$200	$10,800	($25,900)
64470 - Heating Repairs	$9,006	$21,200	$55,200	$21,600	$400	$22,000	$400
64471 - Air Make Up System Repairs	$181,866	$794,100	$566,200	$555,300	($238,800)	$0	($555,300)
64480 - Painting	$23,787	$25,600	$16,600	$25,900	$300	$26,200	$300
64485 - Landscape Mtce. Contracts	$74,753	$10,000	$10,000	$10,000	$0	$10,000	$0
69100 - Transfer to Reserves	$208,100	$0	$0	$0	$0	$0	$0
69106 - Transfer to Reserve Asset Mgmt	$0	$212,300	$212,300	$216,500	$4,200	$220,800	$4,300
Grand Total	**$5,845,749**	**$8,061,100**	**$3,169,500**	**$7,064,600**	**($996,500)**	**$2,133,600**	**($4,931,000)**

Net Levy

	2024 Actuals	2025 Budget	2025 Year End Projection	2026 Budget	2026 vs 2025 Budget	2027 Projection	2027 vs 2026 Budget
County Housing	$1,070,778	$1,249,900	$1,212,600	$1,387,200	$137,300	$1,622,400	$235,200

Affordable Housing Capital Summary
Capital Summary
2026 Budget

Revenues

	2024 Actuals	2025 Budget	2025 Year End Projection	2026 Budget	2026 vs 2025 Budget	2027 Projection	2027 vs 2026 Budget
Grand Total							

Other Expenses

	2024 Actuals	2025 Budget	2025 Year End Projection	2026 Budget	2026 vs 2025 Budget	2027 Projection	2027 vs 2026 Budget
69100 - Transfer to Reserves	$647,800	$0	$0	$0	$0	$0	$0
69106 - Transfer to Reserve Asset Mgmt	$0	$654,300	$654,300	$718,900	$64,600	$880,600	$161,700
Grand Total	**$647,800**	**$654,300**	**$654,300**	**$718,900**	**$64,600**	**$880,600**	**$161,700**

Net Levy

	2024 Actuals	2025 Budget	2025 Year End Projection	2026 Budget	2026 vs 2025 Budget	2027 Projection	2027 vs 2026 Budget
Affordable Housing	$647,800	$654,300	$654,300	$718,900	$64,600	$880,600	$161,700

Housing Capital Projects - Total Expenditures

	2026	2027	2028	2029	2030	2031	2032	2033	2034	2035	10 Year Total
LHC-0001 - Appliance Replacement (General)	$45,000	$45,900	$46,800	$47,700	$48,700	$49,700	$50,700	$51,700	$52,700	$53,800	$492,700
LHC-0002 - Catch Basin Cleanouts	$10,800	$11,000	$11,200	$11,400	$11,600	$11,800	$12,000	$12,200	$12,400	$12,600	$117,000
LHC-0003 - Common Room Furniture (Various locations)	$10,600	$10,800	$11,000	$11,200	$11,400	$11,600	$11,800	$12,000	$12,200	$12,400	$115,000
LHC-0004 - Consulting Fees (General)	$32,400	$33,000	$33,700	$34,400	$35,100	$35,800	$36,500	$37,200	$37,900	$38,700	$354,700
LHC-0005 - Crack Filling and Line Painting	$16,300	$16,600	$16,900	$17,200	$17,500	$17,900	$18,300	$18,700	$19,100	$19,500	$178,000
LHC-0006 - Duct Cleaning	$21,600	$22,000	$22,400	$22,800	$23,300	$23,800	$24,300	$24,800	$25,300	$25,800	$236,100
LHC-0007 - Duty to Accomodate Requests (Various Locations)	$16,200	$16,500	$16,800	$17,100	$17,400	$17,700	$18,100	$18,500	$18,900	$19,300	$176,500
LHC-0008 - Elevator Repairs	$15,300	$15,600	$15,900	$16,200	$16,500	$16,800	$17,100	$17,400	$17,700	$18,100	$166,600
LHC-0009 - Exterior Painting/Siding - (Alpha Street, Owen Sound)	$10,000	$10,000	$10,000	$10,000	$10,000	$10,000	$10,000	$10,000	$10,000	$10,000	$100,000
LHC-0010 - Family Unit Renovations (Family Units)	$208,100	$212,300	$216,500	$220,800	$225,200	$229,700	$234,300	$239,000	$243,800	$248,700	$2,278,400
LHC-0011 - Fire Panel Replacement (General)	$11,400	$11,600	$11,800	$12,000	$12,200	$12,400	$12,600	$12,900	$13,200	$13,500	$123,600
LHC-0012 - General Landscaping - (Alpha Street, Owen Sound)	$10,000	$10,000	$10,000	$10,000	$10,000	$10,000	$10,000	$10,000	$10,000	$10,000	$100,000
LHC-0013 - Hot Water Tank Replacement (General)	$31,800	$32,400	$33,000	$33,700	$34,400	$35,100	$35,800	$36,500	$37,200	$37,900	$347,800
LHC-0015 - Painting (General)	$15,900	$16,200	$16,500	$16,800	$17,100	$17,400	$17,700	$18,100	$18,500	$18,900	$173,100
LHC-0016 - Sewer Pipe Blasting	$8,300	$8,500	$8,700	$8,900	$9,100	$9,300	$9,500	$9,700	$9,900	$10,100	$92,000
LHC-0017 - Site Improvements (Various Locations)	$48,700	$49,700	$50,700	$51,700	$52,700	$53,800	$54,900	$56,000	$57,100	$58,200	$533,500
LHC-0018 - Technology (Security Cameras, Key Fobs, Building Computers)	$17,100	$17,400	$17,700	$18,100	$18,500	$18,900	$19,300	$19,700	$20,100	$20,500	$187,300
LHC-0019 - Water System Upgrades General (Flesherton and Holstein)	$10,600	$10,800	$11,000	$11,200	$11,400	$11,600	$11,800	$12,000	$12,200	$12,400	$115,000
LHC-0020 - Air Make Up Replacement (248 Queen Street, Durham)	$65,100	$0	$0	$0	$0	$0	$0	$0	$0	$0	$65,100

	2026	2027	2028	2029	2030	2031	2032	2033	2034	2035	10 Year Total
LHC-0021 - Air Make Up Replacement (43 Hill Street Flesherton)	$12,000	$0	$0	$0	$0	$0	$0	$0	$0	$0	$12,000
LHC-0022 - Air Makeup Replacement (157 Nelson Street, Meaford)	$0	$0	$0	$140,000	$0	$0	$0	$0	$0	$0	$140,000
LHC-0023 - Air Makeup Replacement (208 Queen St, Durham)	$69,300	$0	$0	$0	$0	$0	$0	$0	$0	$0	$69,300
LHC-0024 - Air Makeup Replacement (248 7th Ave E Owen Sound)	$71,800	$0	$0	$0	$0	$0	$0	$0	$0	$0	$71,800
LHC-0026 - Air Makeup System Replacement (650 4th St A East, Owen Sound)	$37,100	$0	$0	$0	$0	$0	$0	$0	$0	$0	$37,100
LHC-0029 - Common Area Flooring (121 William Street, Meaford)	$75,000	$0	$0	$0	$0	$0	$0	$0	$0	$0	$75,000
LHC-0030 - Common Area Flooring (130 Albert Street, Meaford)	$55,000	$0	$0	$0	$0	$0	$0	$0	$0	$0	$55,000
LHC-0031 - Concrete pads and Screen (80 Victoria Street Meaford)	$150,000	$0	$0	$0	$0	$0	$0	$0	$0	$0	$150,000
LHC-0046 - Elevator Replacement (305 14th West, Owen Sound)	$866,900	$0	$0	$0	$0	$0	$0	$0	$0	$0	$866,900
LHC-0051 - Fencing and Retaining wall replacement (16th Street Family Units, Owen Sound)	$150,000	$0	$0	$0	$0	$0	$0	$0	$0	$0	$150,000
LHC-0054 - Water Pipe Replacement (248 7th Ave East, Owen Sound)	$26,100	$0	$0	$0	$0	$0	$0	$0	$0	$0	$26,100
LHC-0055 - Asphalt Parking Lot (100 Margaret Elizabeth, Markdale)	$60,000	$0	$0	$0	$0	$0	$0	$0	$0	$0	$60,000
LHC-0056 - Asphalt Parking Lot (490 7th Avenue East, Owen Sound)	$114,700	$0	$0	$0	$0	$0	$0	$0	$0	$0	$114,700
LHC-0058 - Bathroom Rebuilds (157 Nelson Street, Meaford)	$0	$0	$80,000	$0	$0	$0	$0	$0	$0	$0	$80,000
LHC-0060 - Bathroom Rebuilds (208 Queen St., Durham)	$0	$250,000	$0	$0	$0	$0	$0	$0	$0	$0	$250,000
LHC-0062 - Bathroom renovations (121 William Street, Meaford)	$0	$0	$0	$0	$0	$0	$0	$0	$0	$210,000	$210,000

	2026	2027	2028	2029	2030	2031	2032	2033	2034	2035	10 Year Total
LHC-0063 - Bathroom Renovations (159 Parker Street Meaford)	$240,000	$0	$0	$0	$0	$0	$0	$0	$0	$0	$240,000
LHC-0067 - Concrete Sidewalks and Exterior Slab (50 McNab Street, Chatsworth)	$35,000	$0	$0	$0	$0	$0	$0	$0	$0	$0	$35,000
LHC-0068 - Elevator Replacement (85 Lemon Street, Thornbury)	$75,000	$0	$0	$0	$0	$0	$0	$0	$0	$0	$75,000
LHC-0069 - Exterior Door Replacement/Suite Doors (81 Bruce Street, Thornbury)	$94,100	$0	$0	$0	$0	$0	$0	$0	$0	$0	$94,100
LHC-0070 - Exterior Doors (East Side Family Units)	$32,000	$0	$0	$0	$0	$0	$0	$0	$0	$0	$32,000
LHC-0072 - In Suite Radiators (305 14th Street West, Owen Sound)	$0	$0	$250,000	$0	$0	$0	$0	$0	$0	$0	$250,000
LHC-0073 - Kitchen Rebuilds (157 Nelson Street, Meaford)	$80,000	$0	$0	$0	$0	$0	$0	$0	$0	$0	$80,000
LHC-0074 - Kitchen Rebuilds (208 Queen Street, Durham)	$0	$0	$0	$250,000	$0	$0	$0	$0	$0	$0	$250,000
LHC-0075 - Kitchen Rebuilds (248 7th Ave E Owen Sound)	$0	$170,000	$0	$0	$0	$0	$0	$0	$0	$0	$170,000
LHC-0076 - Patio Door Replacement (121 William Street, Meaford)	$57,600	$0	$0	$0	$0	$0	$0	$0	$0	$0	$57,600
LHC-0078 - Roof Replacement (41 Mark Street, Markdale)	$200,000	$0	$0	$0	$0	$0	$0	$0	$0	$0	$200,000
LHC-0079 - Roof Replacement (490 7th Avenue East, Owen Sound)	$158,800	$0	$0	$0	$0	$0	$0	$0	$0	$0	$158,800
LHC-0080 - Roof Replacement (West Side Family Units)	$315,000	$0	$0	$0	$0	$0	$0	$0	$0	$0	$315,000
LHC-0081 - Sidewalk Replacement (159 Parker Street, Meaford)	$50,000	$0	$0	$0	$0	$0	$0	$0	$0	$0	$50,000
LHC-0082 - Siding and Window Replacement (208 Queen Street Durham)	$75,000	$0	$0	$0	$0	$0	$0	$0	$0	$0	$75,000
LHC-0083 - Window Replacement (40 Artemesia Street, Dundalk)	$59,400	$0	$0	$0	$0	$0	$0	$0	$0	$0	$59,400
LHC-0084 - Window Replacement (50 McNab Street, Chatsworth)	$81,100	$0	$0	$0	$0	$0	$0	$0	$0	$0	$81,100

	2026	2027	2028	2029	2030	2031	2032	2033	2034	2035	10 Year Total
LHC-0085 - Window Replacement (85 Lemon Street, Thornbury)	$80,000	$0	$0	$0	$0	$0	$0	$0	$0	$0	$80,000
LHC-0086 - Air Make Up (81 Bruce Street, Thornbury)	$150,000	$0	$0	$0	$0	$0	$0	$0	$0	$0	$150,000
LHC-0087 - Air Make Up Replacement (121 William Street, Meaford)	$150,000	$0	$0	$0	$0	$0	$0	$0	$0	$0	$150,000
LHC-0088 - Asphalt Parking Lot (181 Victoria Street Dundalk)	$67,200	$0	$0	$0	$0	$0	$0	$0	$0	$0	$67,200
LHC-0089 - Bath Rebuilds (248 7th Ave Owen Sound)	$170,000	$0	$0	$0	$0	$0	$0	$0	$0	$0	$170,000
LHC-0090 - Building Condition Assessment	$180,100	$0	$0	$0	$0	$198,800	$0	$0	$0	$0	$378,900
LHC-0091 - Building Exterior Doors (650 4th Street A East, Owen Sound)	$120,000	$0	$0	$0	$0	$0	$0	$0	$0	$0	$120,000
LHC-0092 - Elevator Replacement (650 4th Street A East Owen Sound)	$100,000	$0	$0	$0	$0	$0	$0	$0	$0	$0	$100,000
LHC-0093 - Emergency Generator (130 Albert Street, Meaford)	$100,000	$0	$0	$0	$0	$0	$0	$0	$0	$0	$100,000
LHC-0094 - Front Waterproofing and Stair Replacement (Alpha Street, Owen Sound)	$250,000	$250,000	$250,000	$0	$0	$0	$0	$0	$0	$0	$750,000
LHC-0095 - Main Entrance Doors (130 Albert Street, Meaford)	$12,000	$0	$0	$0	$0	$0	$0	$0	$0	$0	$12,000
LHC-0096 - Roof Replacement (208 Queen Street, Durham)	$350,000	$0	$0	$0	$0	$0	$0	$0	$0	$0	$350,000
LHC-0097 - Window Replacement (250 12th Ave Hanover)	$0	$110,000	$0	$0	$0	$0	$0	$0	$0	$0	$110,000
LHC-0098 - Window Replacement (81 Bruce Street, Thornbury)	$0	$72,000	$0	$0	$0	$0	$0	$0	$0	$0	$72,000
LHC-0099 - Exterior Doors (80 Victoria Street, Meaford)	$0	$0	$60,000	$0	$0	$0	$0	$0	$0	$0	$60,000
LHC-0100 - Exterior Door Replacement (16th Street Family Units, Owen Sound)	$0	$0	$128,000	$0	$0	$0	$0	$0	$0	$0	$128,000
LHC-0101 - Front Vestibule Rebuild (315 Bruce Street, Durham)	$0	$0	$75,000	$0	$0	$0	$0	$0	$0	$0	$75,000

	2026	2027	2028	2029	2030	2031	2032	2033	2034	2035	10 Year Total
LHC-0102 - Front Vestibule Entrance Replacement (214 11th Avenue, Hanover)	$0	$0	$75,000	$0	$0	$0	$0	$0	$0	$0	$75,000
LHC-0103 - Kitchen Rebuilds (315 Bruce Street, Durham)	$0	$110,000	$0	$0	$0	$0	$0	$0	$0	$0	$110,000
LHC-0104 - Roof Replacement (East Side Family Units)	$0	$93,700	$0	$0	$0	$0	$0	$0	$0	$0	$93,700
LHC-0105 - Balcony Railings and Screens (159 Parker Street, Meaford)	$0	$0	$0	$0	$0	$0	$0	$48,000	$0	$0	$48,000
LHC-0106 - Bath Rebuilds (248 Queen Street, Durham)	$0	$170,000	$0	$0	$0	$0	$0	$0	$0	$0	$170,000
LHC-0107 - Flooring Replacement (481 11th Street, Hanover)	$0	$0	$15,000	$0	$0	$0	$0	$0	$0	$0	$15,000
LHC-0108 - Lift Replacement (181 Victoria Street, Dundalk)	$0	$0	$70,000	$0	$0	$0	$0	$0	$0	$0	$70,000
LHC-0109 - Roof Replacement (80 Victoria Street Meaford)	$200,000	$0	$0	$0	$0	$0	$0	$0	$0	$0	$200,000
LHC-0110 - Sidewalk Repair/Replacement (305 14th Street West, Owen Sound)	$0	$0	$0	$0	$0	$0	$0	$0	$40,000	$0	$40,000
LHC-0111 - Sidewalk Repair/Replacement (41 Mark Street, Markdale)	$0	$0	$10,000	$0	$0	$0	$0	$0	$0	$0	$10,000
LHC-0112 - Unit Entry Doors (248 Queen Street, Durham)	$0	$0	$22,000	$0	$0	$0	$0	$0	$0	$0	$22,000
LHC-0113 - Water Pipe Replacement (50 McNab Street Chatsworth)	$0	$0	$70,000	$0	$0	$0	$0	$0	$0	$0	$70,000
LHC-0114 - Window Replacement (214 11th Avenue, Hanover)	$0	$0	$30,000	$0	$0	$0	$0	$0	$0	$0	$30,000
LHC-0115 - Window Replacement (392015 Grey Road 109, Holstein)	$0	$0	$56,000	$0	$0	$0	$0	$0	$0	$0	$56,000
LHC-0116 - Window Replacement (43 Hill Street, Flesherton)	$0	$0	$36,000	$0	$0	$0	$0	$0	$0	$0	$36,000
LHC-0117 - Window Replacement (Durham Family Units)	$0	$0	$60,000	$0	$0	$0	$0	$0	$0	$0	$60,000
LHC-0118 - Air Make Up Replacement (181 Victoria Street, Dundalk)	$0	$0	$0	$120,000	$0	$0	$0	$0	$0	$0	$120,000

	2026	2027	2028	2029	2030	2031	2032	2033	2034	2035	10 Year Total
LHC-0119 - Air Make Up Replacement (315 Bruce Street, Durham)	$0	$0	$0	$150,000	$0	$0	$0	$0	$0	$0	$150,000
LHC-0120 - Balconies and Railings (17 Legion Rd., Meaford)	$0	$0	$0	$69,000	$0	$0	$0	$0	$0	$0	$69,000
LHC-0121 - Balcony Railing Replacement (40 Artemesia Street, Dundalk)	$0	$0	$0	$30,000	$0	$0	$0	$0	$0	$0	$30,000
LHC-0122 - Balcony Resurfacing (130 Albert Street, Meaford)	$0	$0	$0	$16,800	$0	$0	$0	$0	$0	$0	$16,800
LHC-0123 - Front Concrete Steps (Westmount Family Units)	$0	$0	$0	$0	$0	$0	$136,500	$0	$0	$0	$136,500
LHC-0124 - Interior Suite Doors (392051 Main Street, Holstein)	$0	$0	$32,000	$0	$0	$0	$0	$0	$0	$0	$32,000
LHC-0125 - Interior Suite Doors (99 Argyle Street, Markdale)	$0	$0	$20,000	$0	$0	$0	$0	$0	$0	$0	$20,000
LHC-0126 - Kitchen Rebuilds (159 Parker Street, Meaford)	$0	$0	$240,000	$0	$0	$0	$0	$0	$0	$0	$240,000
LHC-0127 - Kitchen Rebuilds (248 Queen Street, Durham)	$0	$0	$0	$110,000	$0	$0	$0	$0	$0	$0	$110,000
LHC-0128 - Lift Replacement (100 Margaret Elizabeth, Markdale)	$0	$0	$0	$75,000	$0	$0	$0	$0	$0	$0	$75,000
LHC-0129 - Lift Replacement (40 Artemesia Street, Dundalk)	$0	$0	$0	$70,000	$0	$0	$0	$0	$0	$0	$70,000
LHC-0130 - Patio Door Replacement (159 Parker Street, Meaford)	$0	$0	$0	$55,200	$0	$0	$0	$0	$0	$0	$55,200
LHC-0131 - Siding Replacement (181 Victoria Street Dundalk)	$0	$0	$0	$36,000	$0	$0	$0	$0	$0	$0	$36,000
LHC-0132 - Suite Doors Corridor (181 Victoria Street Dundalk)	$0	$0	$0	$36,000	$0	$0	$0	$0	$0	$0	$36,000
LHC-0133 - Unit Entry Doors (81 Bruce St Thornbury)	$0	$0	$0	$72,000	$0	$0	$0	$0	$0	$0	$72,000
LHC-0134 - Window Replacement (159 Parker Street, Meaford)	$0	$0	$0	$70,000	$0	$0	$0	$0	$0	$0	$70,000
LHC-0135 - Window Replacement (481 11th Street, Hanover)	$0	$0	$0	$60,000	$0	$0	$0	$0	$0	$0	$60,000

	2026	2027	2028	2029	2030	2031	2032	2033	2034	2035	10 Year Total
LHC-0136 - Asphalt Replacement (Alpha Street, Owen Sound)	$0	$0	$0	$0	$200,000	$0	$0	$0	$0	$0	$200,000
LHC-0137 - Balconies Re surfaced (225 14th Street, Owen Sound)	$0	$0	$0	$0	$50,000	$0	$0	$0	$0	$0	$50,000
LHC-0138 - Balcony Repairs and Railings (181 Victoria Street, Dundalk)	$0	$0	$0	$0	$50,000	$0	$0	$0	$0	$0	$50,000
LHC-0139 - Ceiling and Lighting Upgrades (100 Marg. Eliz Markdale)	$0	$0	$0	$0	$25,000	$0	$0	$0	$0	$0	$25,000
LHC-0140 - Ceiling and Lighting Upgrades (208 Queen St. Durham)	$0	$0	$0	$0	$30,000	$0	$0	$0	$0	$0	$30,000
LHC-0141 - Ceiling and Lighting Upgrades (248 Queen Street Durham)	$0	$0	$0	$0	$30,000	$0	$0	$0	$0	$0	$30,000
LHC-0142 - Common Area Flooring, Lighting and Water Lines (85 Lemon Street Thornbury)	$0	$0	$0	$0	$130,000	$0	$0	$0	$0	$0	$130,000
LHC-0143 - Concrete Replacements and Screens (81 Bruce Street, Thornbury)	$0	$0	$0	$0	$180,000	$0	$0	$0	$0	$0	$180,000
LHC-0144 - Concrete Steps Replacement (Family Units Durham)	$0	$0	$0	$0	$18,000	$0	$0	$0	$0	$0	$18,000
LHC-0145 - Exterior Cladding (490 7th Ave East Owen Sound)	$0	$0	$0	$0	$20,000	$0	$0	$0	$0	$0	$20,000
LHC-0146 - Exterior Door Replacement (85 Lemon Street, Thornbury)	$0	$0	$0	$0	$96,000	$0	$0	$0	$0	$0	$96,000
LHC-0147 - Exterior Hollow Metal Doors (250 12th Ave Hanover)	$0	$0	$0	$0	$15,000	$0	$0	$0	$0	$0	$15,000
LHC-0148 - Fence Replacement (East Side Family Units)	$0	$0	$0	$0	$32,000	$0	$0	$0	$0	$0	$32,000
LHC-0149 - Front, Side and Stairwell Door Replacment (305 14th Street, Owen Sound)	$0	$0	$0	$0	$35,000	$0	$0	$0	$0	$0	$35,000
LHC-0150 - Furnace Replacement (Family Units Durham)	$0	$0	$0	$0	$48,000	$0	$0	$0	$0	$0	$48,000
LHC-0151 - Furnace Replacement (East Side	$0	$0	$0	$0	$64,000	$0	$0	$0	$0	$0	$64,000

	2026	2027	2028	2029	2030	2031	2032	2033	2034	2035	10 Year Total
Family Units)											
LHC-0152 - Furnace Replacement (Hanover Family Units)	$0	$0	$0	$0	$64,000	$0	$0	$0	$0	$0	$64,000
LHC-0153 - Furnace Replacement (Meaford Family Units)	$0	$0	$0	$0	$80,000	$0	$0	$0	$0	$0	$80,000
LHC-0154 - Interior Common Doors (248 Queen Street, Durham)	$0	$0	$0	$0	$18,000	$0	$0	$0	$0	$0	$18,000
LHC-0155 - Interior Hollow Metal Doors (100 Margaret Elizabeth, Markdale)	$0	$0	$0	$0	$24,000	$0	$0	$0	$0	$0	$24,000
LHC-0156 - Interior Suite Doors (481 11th St Hanover)	$0	$0	$0	$0	$12,000	$0	$0	$0	$0	$0	$12,000
LHC-0157 - Replace Concrete Walks (Holstein)	$0	$0	$0	$0	$40,000	$0	$0	$0	$0	$0	$40,000
LHC-0158 - Siding Replacement (157 Nelson Street, Meaford)	$0	$0	$0	$0	$33,200	$0	$0	$0	$0	$0	$33,200
LHC-0159 - Siding Replacement (40 Artemesia St Dundalk)	$0	$0	$0	$0	$10,000	$0	$0	$0	$0	$0	$10,000
LHC-0160 - Unit Entry Door Replacement (100 Margaret Elizabeth, Markdale)	$0	$0	$0	$0	$40,000	$0	$0	$0	$0	$0	$40,000
LHC-0161 - Unit Entry Door Replacement (214 11th St, Hanover)	$0	$0	$0	$0	$22,000	$0	$0	$0	$0	$0	$22,000
LHC-0162 - Unit Entry Door Replacement (315 Bruce St Durham)	$0	$0	$0	$0	$22,000	$0	$0	$0	$0	$0	$22,000
LHC-0163 - Unit Entry Door Replacement (43 Hill St Flesherton)	$0	$0	$0	$0	$20,000	$0	$0	$0	$0	$0	$20,000
LHC-0164 - Water Pipe Replacement (208 Queen Street, Durham)	$0	$0	$0	$0	$75,000	$0	$0	$0	$0	$0	$75,000
LHC-0165 - Water Pipe Replacement (315 Bruce St Durham)	$0	$0	$0	$0	$75,000	$0	$0	$0	$0	$0	$75,000
LHC-0166 - Window Replacement (130 Albert Street, Meaford)	$0	$0	$0	$0	$150,000	$0	$0	$0	$0	$0	$150,000
LHC-0167 - Air Makeup Replacement (100 Margaret Elizabeth, Markdale)	$0	$0	$0	$0	$0	$150,000	$0	$0	$0	$0	$150,000
LHC-0168 - Bathroom Replacement (214 11th St,	$0	$0	$0	$0	$0	$110,000	$0	$0	$0	$0	$110,000

	2026	2027	2028	2029	2030	2031	2032	2033	2034	2035	10 Year Total
Hanover)											
LHC-0169 - Common Area Flooring Replacement (17 Legion Road, Meaford)	$0	$0	$0	$0	$0	$25,100	$0	$0	$0	$0	$25,100
LHC-0170 - Common Area Flooring Replacement (250 12th Ave Hanover)	$0	$0	$0	$0	$0	$25,500	$0	$0	$0	$0	$25,500
LHC-0171 - Common Area Flooring Replacement (650 4th St A East, Owen Sound)	$0	$0	$0	$0	$0	$120,000	$0	$0	$0	$0	$120,000
LHC-0172 - Common Area Flooring Replacement (81 Bruce St, Thornbury)	$0	$0	$0	$0	$0	$23,400	$0	$0	$0	$0	$23,400
LHC-0173 - Flat Roof Replacement (225 14th Street West, Owen Sound)	$0	$0	$0	$0	$0	$0	$308,600	$0	$0	$0	$308,600
LHC-0174 - Floor Scrubber (81 Bruce St, Thornbury)	$0	$0	$0	$0	$0	$12,000	$0	$0	$0	$0	$12,000
LHC-0175 - Flooring Replacement (181 Victoria Street, Dundalk)	$0	$0	$0	$0	$0	$22,000	$0	$0	$0	$0	$22,000
LHC-0176 - Furnace Replacement (Alpha Street, Owen Sound)	$0	$0	$0	$0	$0	$544,000	$0	$0	$0	$0	$544,000
LHC-0177 - Lift Replacement (17 Legion Road, Meaford)	$0	$0	$0	$0	$0	$75,000	$0	$0	$0	$0	$75,000
LHC-0178 - Parking Lot Replacement (130 Albert Street, Meaford)	$0	$0	$0	$0	$0	$46,700	$0	$0	$0	$0	$46,700
LHC-0179 - Unit Entry Doors (225 14th Street West, Owen Sound)	$0	$0	$0	$0	$0	$0	$112,000	$0	$0	$0	$112,000
LHC-0180 - Common Area Doors (85 Lemon St, Thornbury)	$0	$0	$0	$0	$0	$0	$24,000	$0	$0	$0	$24,000
LHC-0181 - Exterior Door Replacement (40 Artemesia St, Dundalk)	$0	$0	$0	$0	$0	$0	$20,000	$0	$0	$0	$20,000
LHC-0182 - Exterior Siding and Insulation (West Side Family Units)	$0	$0	$0	$0	$0	$0	$250,000	$0	$0	$0	$250,000
LHC-0183 - Fencing Replacement (181 Victoria St, Dundalk)	$0	$0	$0	$0	$0	$0	$55,000	$0	$0	$0	$55,000
LHC-0184 - Fencing Replacement (481 11th St Hanover)	$0	$0	$0	$0	$0	$0	$42,000	$0	$0	$0	$42,000
LHC-0185 - Fencing Replacement (650 4th St A E,	$0	$0	$0	$0	$0	$0	$42,000	$0	$0	$0	$42,000

	2026	2027	2028	2029	2030	2031	2032	2033	2034	2035	10 Year Total
Owen Sound)											
LHC-0186 - Fencing replacement (85 Lemon St, Thornbury)	$0	$0	$0	$0	$0	$0	$33,000	$0	$0	$0	$33,000
LHC-0187 - Fencing Replacement (Alpha Street Owen Sound)	$0	$0	$0	$0	$0	$0	$70,000	$0	$0	$0	$70,000
LHC-0188 - Flooring Replacement (100 Marg Eliz, Markdale)	$0	$0	$0	$0	$0	$0	$12,600	$0	$0	$0	$12,600
LHC-0189 - Flooring Replacement (40 Artemesia St, Dundalk)	$0	$0	$0	$0	$0	$0	$25,000	$0	$0	$0	$25,000
LHC-0190 - Hollow Metal Doors (481 11th St, Hanover)	$0	$0	$0	$0	$0	$0	$20,000	$0	$0	$0	$20,000
LHC-0191 - Interior Common Area Doors (250 12th Ave Hanover)	$0	$0	$0	$0	$0	$0	$16,000	$0	$0	$0	$16,000
LHC-0192 - Kitchen Replacement (81 Bruce St, Thornbury)	$0	$0	$0	$0	$0	$0	$360,000	$0	$0	$0	$360,000
LHC-0193 - Kitchen Replacements (Main St Holstein)	$0	$0	$0	$0	$0	$0	$160,000	$0	$0	$0	$160,000
LHC-0194 - Main Entrance (248 Queen St Durham)	$0	$0	$0	$0	$0	$0	$15,000	$0	$0	$0	$15,000
LHC-0195 - Overhead Door (181 Victoria St, Dundalk)	$0	$0	$0	$0	$0	$0	$7,000	$0	$0	$0	$7,000
LHC-0196 - Patio Door Replacement (41 Mark Street, Markdale)	$0	$0	$0	$0	$0	$0	$60,000	$0	$0	$0	$60,000
LHC-0197 - Soffit and Fascia Replacement (650 4th St A E, Owen Sound)	$0	$0	$0	$0	$0	$0	$50,000	$0	$0	$0	$50,000
LHC-0198 - Unit Entry Door (181 Victoria St, Dundalk)	$0	$0	$0	$0	$0	$0	$48,000	$0	$0	$0	$48,000
LHC-0199 - Unit/Balcony Doors (130 Albert Street, Meaford)	$0	$0	$0	$0	$0	$0	$57,500	$0	$0	$0	$57,500
LHC-0200 - Well Head Replacement (43 Hill Street, Flesherton)	$0	$0	$0	$0	$0	$0	$10,000	$0	$0	$0	$10,000
LHC-0201 - Asphalt Parking Lot (650 4th St A East, Owen Sound)	$0	$0	$0	$0	$0	$0	$0	$90,000	$0	$0	$90,000
LHC-0202 - Balcony Refinishing (305 14th West, Owen Sound)	$0	$0	$0	$0	$0	$0	$0	$149,600	$0	$0	$149,600

	2026	2027	2028	2029	2030	2031	2032	2033	2034	2035	10 Year Total
LHC-0203 - Bath Rebuilding (650 4th St A E, Owen Sound)	$0	$0	$0	$0	$0	$0	$0	$540,000	$0	$0	$540,000
LHC-0204 - Bathroom Replacement (130 Albert Street, Meaford)	$0	$0	$0	$0	$0	$0	$0	$250,000	$0	$0	$250,000
LHC-0205 - Cladding Replacement (248 Queen Street, Durham)	$0	$0	$0	$0	$0	$0	$0	$40,000	$0	$0	$40,000
LHC-0206 - Concrete Pavers and wood timber gardens (East Side Family Units)	$0	$0	$0	$0	$0	$0	$0	$60,000	$0	$0	$60,000
LHC-0207 - Concrete Pavers (Westmount Family Units)	$0	$0	$0	$0	$0	$0	$0	$0	$320,000	$0	$320,000
LHC-0208 - Exterior Cladding Replacement (481 11th Street, Hanover)	$0	$0	$0	$0	$0	$0	$0	$20,000	$0	$0	$20,000
LHC-0209 - Exterior Siding and Insulation (East Side Family Units)	$0	$0	$0	$0	$0	$0	$0	$80,000	$0	$0	$80,000
LHC-0210 - Exterior Siding Replacement (Meaford family units)	$0	$0	$0	$0	$0	$0	$0	$100,000	$0	$0	$100,000
LHC-0211 - Garbage Compactor (130 Albert St, Meaford)	$0	$0	$0	$0	$0	$0	$0	$15,000	$0	$0	$15,000
LHC-0212 - Interior Hollow Metal Doors (130 Albert Street, Meaford)	$0	$0	$0	$0	$0	$0	$0	$48,000	$0	$0	$48,000
LHC-0213 - Interior Suite Door (250 12th Ave. Hanover)	$0	$0	$0	$0	$0	$0	$0	$50,000	$0	$0	$50,000
LHC-0214 - Interior Suite Doors (650 4th Street A East, Owen Sound)	$0	$0	$0	$0	$0	$0	$0	$0	$108,000	$0	$108,000
LHC-0215 - Kitchen Rebuilds (225 14th Street West, Owen Sound)	$0	$0	$0	$0	$0	$560,000	$0	$0	$0	$0	$560,000
LHC-0217 - Siding Replacement (17 Legion Road, Meaford)	$0	$0	$0	$0	$0	$0	$0	$100,000	$0	$0	$100,000
LHC-0218 - Siding Replacement (81 Bruce Street, Thornbury)	$0	$0	$0	$0	$0	$0	$0	$50,000	$0	$0	$50,000
LHC-0219 - Siding Replacement (85 Lemon Street, Thornbury)	$0	$0	$0	$0	$0	$0	$0	$75,000	$0	$0	$75,000
LHC-0220 - Suite Door Replacement (490 7th Avenue East, Owen Sound)	$0	$0	$0	$0	$0	$0	$0	$72,000	$0	$0	$72,000

	2026	2027	2028	2029	2030	2031	2032	2033	2034	2035	10 Year Total
LHC-0221 - Suite Door Replacements (157 Nelson Street, Meaford)	$0	$0	$0	$0	$0	$0	$0	$16,000	$0	$0	$16,000
LHC-0222 - Suite Doors (17 Legion Road, Meaford)	$0	$0	$0	$0	$0	$0	$0	$60,000	$0	$0	$60,000
LHC-0223 - Unit Entry Doors (248 7th Avenue East, Owen Sound)	$0	$0	$0	$0	$0	$0	$0	$40,000	$0	$0	$40,000
LHC-0224 - Unit Entry Doors (41 Mark St. Markdale)	$0	$0	$0	$0	$0	$0	$0	$24,000	$0	$0	$24,000
LHC-0225 - Transfer to Reserve - Future Infrastructure Needs	$216,500	$220,800	$225,200	$229,700	$234,300	$239,000	$243,800	$248,700	$253,700	$258,800	$2,370,500
LHC-0226 - Transfer to Reserve - Affordable Housing Builds	$718,900	$880,600	$933,400	$989,400	$1,048,800	$1,111,700	$1,178,400	$1,249,100	$1,324,000	$1,403,400	$10,837,700
LHC-0228 - Preparing Units For Sale (Westmount)	$100,000	$100,000	$100,000	$100,000	$100,000	$100,000	$100,000	$100,000	$100,000	$100,000	$1,000,000
LHC-0230 - Common Area Lighting (121 William St, Meaford)	$0	$11,200	$0	$0	$0	$0	$0	$0	$0	$0	$11,200
LHC-0231 - Demolish Tunnel (121 William Street, Meaford)	$20,000	$0	$0	$0	$0	$0	$0	$0	$0	$0	$20,000
LHC-0232 - Designated Substances	$15,300	$15,600	$15,900	$16,200	$16,500	$16,800	$17,100	$17,400	$17,700	$18,100	$166,600
LHC-0235 - Parking Lot - Golden Town (80 Victoria St, Meaford)	$233,400	$0	$0	$0	$0	$0	$0	$0	$0	$0	$233,400
LHC-0236 - Roof Replacements (121 William Street, Meaford)	$360,000	$0	$0	$0	$0	$0	$0	$0	$0	$0	$360,000
LHC-0237 - Roof Replacements (Westmount Family Units, Owen Sound)	$24,000	$0	$0	$0	$0	$0	$0	$0	$0	$0	$24,000
LHC-0238 - Main Sewer Pipe (315 Bruce Street, Durham)	$10,000	$0	$0	$0	$0	$0	$0	$0	$0	$0	$10,000
LHC-0239 - Common Area Flooring (208 Queen Street, Durham)	$0	$10,000	$0	$0	$0	$0	$0	$0	$0	$0	$10,000
LHC-0240 - Bathroom Replacements (181 Victoria Dundalk)	$0	$0	$0	$0	$0	$0	$0	$0	$0	$240,000	$240,000
LHC-0241 - Common Area flooring (315 Bruce St Durham)	$0	$0	$0	$0	$0	$0	$0	$0	$15,000	$0	$15,000
LHC-0242 - Common Area Lighting (130 Albert Street, Meaford)	$0	$0	$0	$0	$0	$0	$0	$0	$20,000	$0	$20,000

	2026	2027	2028	2029	2030	2031	2032	2033	2034	2035	10 Year Total
LHC-0243 - Common Room Windows (121 William St, Meaford)	$0	$0	$0	$0	$0	$0	$0	$0	$20,000	$0	$20,000
LHC-0244 - Concrete Patio Dividers (85 Lemon, Thornbury)	$0	$0	$0	$0	$0	$0	$0	$0	$150,000	$0	$150,000
LHC-0245 - Concrete Patios (225 14th St W, Owen Sound)	$0	$0	$0	$0	$0	$0	$0	$0	$0	$336,000	$336,000
LHC-0246 - Concrete Pavers (Meaford Family Units)	$0	$0	$0	$0	$0	$0	$0	$0	$100,000	$0	$100,000
LHC-0247 - Exterior Pole Light (85 Lemon, Thornbury)	$0	$0	$0	$0	$0	$0	$0	$0	$20,000	$0	$20,000
LHC-0248 - Exterior Pole Lights (Alpha Street Owen Sound)	$0	$0	$0	$0	$0	$0	$0	$0	$40,000	$0	$40,000
LHC-0249 - Fencing Replacement (40 Artemesia, Dundalk)	$0	$0	$0	$0	$0	$0	$0	$0	$35,000	$0	$35,000
LHC-0250 - Parking Lot (159 Parker St, Meaford)	$0	$0	$0	$0	$0	$0	$0	$0	$0	$70,000	$70,000
LHC-0251 - Patio Doors (130 Albert Street, Meaford)	$0	$0	$0	$0	$0	$0	$0	$0	$62,500	$0	$62,500
LHC-0252 - Patio Door Replacement (481 11th Street, Hanover)	$0	$0	$0	$0	$0	$0	$0	$0	$57,000	$0	$57,000
LHC-0253 - Patio Door Replacement (121 William St, Meaford)	$0	$0	$0	$0	$0	$0	$0	$0	$240,000	$0	$240,000
LHC-0254 - Siding Replacement (Westmount Family Units)	$0	$0	$0	$0	$0	$0	$0	$0	$64,000	$0	$64,000
LHC-0255 - Site Lighting (40 Artemesia, Dundalk)	$0	$0	$0	$0	$0	$0	$0	$0	$6,000	$0	$6,000
LHC-0256 - Solar Panel Replacements (305 14th St W, Owen Sound)	$0	$0	$0	$0	$0	$0	$0	$0	$100,000	$0	$100,000
LHC-0257 - Unit Patio Doors (305 14th St W, Owen Sound)	$0	$0	$0	$0	$0	$0	$0	$0	$374,000	$0	$374,000
LHC-0258 - Water Pipe Replacements (159 Parker St, Meaford)	$0	$0	$0	$0	$0	$0	$0	$0	$150,000	$0	$150,000
LHC-0259 - Kitchen Rebuilds (50 McNab, Chatsworth)	$0	$0	$0	$0	$0	$0	$0	$0	$0	$264,000	$264,000
LHC-0260 - Common Area Lighting (181 Victoria St, Dundalk)	$0	$0	$0	$0	$0	$0	$0	$0	$0	$105,300	$105,300
LHC-0261 - Exterior Door Replacement (Durham Family	$0	$0	$0	$0	$0	$0	$0	$0	$0	$24,000	$24,000

	2026	2027	2028	2029	2030	2031	2032	2033	2034	2035	10 Year Total
Units)											
LHC-0262 - Interior Hollow Metal Doors (208 Queen St, Durham)	$0	$0	$0	$0	$0	$0	$0	$0	$0	$12,000	$12,000
LHC-0263 - Water System Pressure Tanks (43 Hill St, Flesherton)	$0	$0	$0	$0	$0	$0	$0	$0	$0	$8,000	$8,000
LHC-0264 - Generator Replacement (43 Hill St, Flesherton)	$0	$0	$0	$0	$0	$0	$0	$0	$0	$75,000	$75,000
LHC-0265 - Aluminum-framed Main Entrance Doors (250 12th Ave, Hanover)	$0	$0	$0	$0	$0	$0	$0	$0	$0	$15,000	$15,000
LHC-0266 - Air Makeup Replacement (250 12th Ave, Hanover)	$0	$0	$0	$0	$0	$0	$0	$0	$0	$150,000	$150,000
LHC-0267 - Kitchen Replacements (250 12th Ave, Hanover)	$0	$0	$0	$0	$0	$0	$0	$0	$0	$300,000	$300,000
LHC-0268 - Flooring Replacement (Main St, Holstein)	$0	$0	$0	$0	$0	$0	$0	$0	$0	$75,000	$75,000
LHC-0269 - Common Area and Site Lighting (99 Argyle St, Markdale)	$0	$0	$0	$0	$0	$0	$0	$0	$0	$7,000	$7,000
LHC-0270 - Tile Flooring Replacement (100 Margaret Elizabeth, Markdale)	$0	$0	$0	$0	$0	$0	$0	$0	$0	$16,300	$16,300
LHC-0271 - Concrete Pads and Walkways (157 Nelson St, Meaford)	$0	$0	$0	$0	$0	$0	$0	$0	$0	$30,000	$30,000
LHC-0272 - Common Area Flooring (130 Albert Street, Meaford) - Copy	$0	$0	$0	$0	$0	$0	$0	$0	$0	$12,000	$12,000
LHC-0273 - Mechanical Equipment Upgrades (130 Albert St, Meaford)	$0	$0	$0	$0	$0	$0	$0	$0	$0	$175,000	$175,000
LHC-0274 - Unit Entry Doors (130 Albert St, Meaford)	$0	$0	$0	$0	$0	$0	$0	$0	$0	$55,000	$55,000
LHC-0275 - Bathroom Replacement (7th, 8th and 16th St, Owen Sound)	$0	$0	$0	$0	$0	$0	$0	$0	$0	$384,000	$384,000
LHC-0276 - Common Area Lighting and Exit Signage (650 4th St A East, Owen Sound)	$0	$0	$0	$0	$0	$0	$0	$0	$0	$37,000	$37,000
LHC-0277 - Elevator Replacement (225 14th St W, Owen Sound)	$130,000	$0	$0	$0	$0	$0	$0	$0	$0	$0	$130,000

	2026	2027	2028	2029	2030	2031	2032	2033	2034	2035	10 Year Total
LHC-0278 - Unit Entry Doors (305 14th St W, Owen Sound)	$0	$0	$0	$0	$0	$0	$0	$0	$0	$317,500	$317,500
LHC-0279 - Elevator Replacement (81 Bruce St, Thornbury)	$130,000	$0	$0	$0	$0	$0	$0	$0	$0	$0	$130,000
LHC-0280 - Balcony Railing Replacement (81 Bruce St, Thornbury)	$0	$0	$0	$0	$0	$0	$0	$0	$0	$80,000	$80,000
LHC-0281 - Exterior Door Replacement (50 McNab, Chatsworth)	$0	$0	$0	$0	$0	$0	$0	$0	$0	$39,100	$39,100
LHC-0282 - Unit Entry Doors (40 Artemesia St, Dundalk	$0	$0	$0	$0	$0	$0	$0	$0	$0	$23,800	$23,800
LHC-0283 - Door replacements (General)	$50,000	$0	$0	$0	$0	$0	$0	$0	$0	$0	$50,000
Grand Total	**$7,783,500**	**$3,014,200**	**$3,414,100**	**$3,266,500**	**$3,689,900**	**$3,973,300**	**$4,078,200**	**$4,159,200**	**$4,245,100**	**$5,481,700**	**$43,105,700**

Long Term Care

Overview

The 2026 Long Term Care proposed budget contains operating and capital expenses including redevelopment of $91,941,800. It includes a net levy requirement (total operating and capital) of $11,500,600 compared to $10,826,400 in 2025, an increase of $674,200. As with last year, the 2027 project has been developed with assumptions of standard operations; many assumptions have been used to develop this forecast. These assumptions include increases to costs for utilities, wage rates where not currently known, benefits etc.

The budget includes $38.6 million in expenses for the redevelopment of Rockwood Terrace and is funded by $9.3 million in provincial funding, a $39.4 million construction loan and supported by a $2.56 million levy. The levy remains the same compared with the 2025 budget.

As with other budgets that receive provincial funding, it is also difficult to estimate the future levels of funding that will be received, the Case Mix Index (CMI) and changes to Ministry guidelines etc. The additional revenue and expenses to transition Rockwood Terrace from 100 to 128 beds have been included as the occupancy date of the new home is anticipated for 2027. The 2027 Long-Term Care projected budget contains operating and capital expenses of $63,896,800 and includes a net levy requirement of $12,689,100: a $1,188,500 increase. Staff expect to look for savings and confirmation of provincial funding to reduce that levy requirement prior to bringing the 2027 budget forward.

Budget Impacts- Funding

The homes operate with revenue from four sources including:

1. Ministry of Long-Term Care (MOLTC) - includes Level of Care (LOC) Base Funding, Global Level of Care, Case Mix Index (CMI);
2. Resident Co-payment
3. Other Income (i.e. rentals)
4. County of Grey Taxation

Level of Care (LOC) Base Funding

Historically, the homes receive an increase in base funding from the Ministry of Long-Term Care each year, applied directly to each of the four envelopes – Nursing and Personal Care, Program and Support Services, Raw Food and Other Accommodation. A 1.5% funding increase for Global Level of Care has been budgeted effective April 1; this matches the percentage and timing of the 2025 funding increase.

Case Mix Index (CMI)

In addition to base funding, the homes receive resident acuity (care needs) funding which is referred to as the Case Mix Index (CMI). The higher the CMI index, the higher the acuity of the resident and the more Nursing and Personal Care funding the home may receive. Despite rising acuity in all long-term care homes in Ontario, the CMI system allocates the acuity funding envelope but does not change the size of the funding envelope. Reviewing historical assumptions and actuals, staff have changed approach to assume no change in CMI; this change results in the most conservative adjustments comparing against prior years.

Resident Co-Payment

The resident co-payment amount for all licensed/approved beds, regardless of the organization that operates the home is set by the Ministry of Long-Term Care. Normally, increases are effective July 1 of each year. In 2025 the daily rates increased July 1, 2025, and are as follows:

- Basic:
  - Increase from $66.95 to $68.56 ($1.61 increase)
- Semiprivate (premium added to basic rate):
  - Increase from $13.77 - $14.10 ($0.33 increase)
- Private (premium added to basic rate):
  - Increase from $28.70 to $29.39 ($0.69 increase)

The basic fee increase is automatically applied to all residents and the increase in preferred costs (Semi and Private) impacts only new residents who move into our long-term care homes. Residents living in preferred rooms continue to pay the premium that was in effect upon admission.

Budget Impacts- Expenditures

Salaries and Benefits

Wages and benefits account for over 84% of the 2026 budget. Challenges with recruitment and retention of qualified employees leads to a high dependence on overtime and use of agency staff, both of which have a direct impact on the basic cost of service delivery. This budget proposes an investment in direct care staffing hours to support the complex physical and emotional care needs of our residents.

There are four different collective agreements across the three homes. There will be new collective agreements negotiated for the ONA agreement for all three homes, Lee Manor OPSEU staff and Grey Gables OPSEU staff.

Non Union Salary

Non-union wage assumptions follow the corporate compensation policy formula, which factors in the Consumer Price Index, arbitrated awards, and comparators from ten upper-tier municipalities. Staff progress annually on the non-union wage grid as approved by Council in 2024. Employees at Step 5 of the grid receive cost-of-living adjustments only.

Long Term Care Staffing Increase Supplement

As part of the Ministry's commitment to increase staffing levels and provide more direct care for residents, the Ministry is providing new funding to Ontario's LTC sector. There are three components of this funding. The goal of the new funding is to support LTC home licensees to enable the hiring of more staff to increase direct hours of care provided to residents.

Direct care is defined as "hands-on care provided to residents that includes, but is not limited to, assessments, feeding, bathing, toileting, lifting, moving residents, medical/therapeutic treatments, and medication administration".

This funding, similar to CMI, is confirmed for January to March 2026, with allocations for April to December 2026 expected to be released in late Quarter 1 or early Quarter 2. Fiscal year 2025/2026 marked the final phase of the approach to achieve the provincial average of four hours of direct care, and funding has increased to support this target. At this time, staff are awaiting confirmation of the increase to the staffing supplement to offset annual labour costs. For planning purposes, we have assumed a 1.5% increase to the staffing supplement, consistent with historic adjustments across various funding streams.

The budget as presented maintains the current level of direct care hours of 3 hours and 53 minutes per resident per day and does not provide for an increase in direct care hours. When the funding announcement is received, staff will review and propose opportunities for adjustments or increases in direct care hours to the Committee of Management. The goal continues to be an average of 4 hours of direct care hours per day by 2026.

Nutritional Support (Formerly Raw Food)

The Ministry of Long-Term Care (MLTC) provides $13.44 per resident day (PRD) for nutritional support; the budget has been prepared under the assumption that funding is unchanged from 2025 as an increase was received in year. In 2025, this funding envelope operated with a $0.68 per diem levy requirement. In 2026, there is no proposed increase to the county per diem. The budgeted levy requirement for raw food is $78,400 for the three homes.

County of Grey
Long Term Care
2026 Budget Net Department Requirement Summary

Long Term Care Operating Summary

	2024 Actuals	2025 Budget	2025 Year End Projection	2026 Budget	2026 vs 2025 Budget	2027 Projection	2027 vs 2026 Budget
Grey Gables	$1,969,975	$1,995,900	$2,136,700	$2,304,200	$308,300	$2,506,800	$202,600
Lee Manor	$2,726,126	$2,987,400	$3,130,100	$3,117,100	$129,700	$3,450,300	$333,200
Long Term Care Administration	$0	$0	$0	$0	$0	$0	$0
Rockwood Terrace	$1,723,133	$2,618,900	$2,454,300	$2,831,900	$213,000	$3,415,100	$583,200
Grand Total	**$6,419,234**	**$7,602,200**	**$7,721,100**	**$8,253,200**	**$651,000**	**$9,372,200**	**$1,119,000**

Long Term Care Capital Summary

	2024 Actuals	2025 Budget	2025 Year End Projection	2026 Budget	2026 vs 2025 Budget	2027 Projection	2027 vs 2026 Budget
Grey Gables	$255,502	$283,000	$283,000	$292,900	$9,900	$301,700	$8,800
Lee Manor	$211,844	$220,700	$220,700	$228,400	$7,700	$236,400	$8,000
Rockwood Terrace	$25,677	$159,500	$159,500	$165,100	$5,600	$217,800	$52,700
Rockwood Terrace Redevelopment	$1,961,000	$2,561,000	$2,561,000	$2,561,000	$0	$2,561,000	$0
Grand Total	**$2,454,023**	**$3,224,200**	**$3,224,200**	**$3,247,400**	**$23,200**	**$3,316,900**	**$69,500**

Human Services Operating and Capital Combined Summary

	2024 Actuals	2025 Budget	2025 Year End Projection	2026 Budget	2026 vs 2025 Budget	2027 Projection	2027 vs 2026 Budget
Grey Gables	$2,225,477	$2,278,900	$2,419,700	$2,597,100	$318,200	$2,808,500	$211,400
Lee Manor	$2,937,970	$3,208,100	$3,350,800	$3,345,500	$137,400	$3,686,700	$341,200
Long Term Care Administration	$0	$0	$0	$0	$0	$0	$0
Rockwood Terrace	$1,748,810	$2,778,400	$2,613,800	$2,997,000	$218,600	$3,632,900	$635,900
Rockwood Terrace Redevelopment	$1,961,000	$2,561,000	$2,561,000	$2,561,000	$0	$2,561,000	$0
Grand Total	**$8,873,257**	**$10,826,400**	**$10,945,300**	**$11,500,600**	**$674,200**	**$12,689,100**	**$1,188,500**

Long Term Care Administration

Operating

This department funds the Director of Long-Term Care's office and includes, a Clinical Specialist, an Executive Assistant, Administrative Assistant, Student Placement Coordinator and provincially mandated role of Infection Prevention and Control (IPAC) and Wellness Manager for each home. The cost of this department is funded by each of the three homes in proportion to the number of beds each home operates.

Long Term Care Administration - All Units
Operating Summary
2026 Budget

Revenues

	2024 Actuals	2025 Budget	2025 Year End Projection	2026 Budget	2026 vs 2025 Budget	2027 Projection	2027 vs 2026 Budget
51100 - Provincial Conditional Grant	($260,248)	($90,000)	$0	($95,000)	($5,000)	($95,000)	$0
Grand Total	**($260,248)**	**($90,000)**	**$0**	**($95,000)**	**($5,000)**	**($95,000)**	**$0**

Salaries and Benefits

	2024 Actuals	2025 Budget	2025 Year End Projection	2026 Budget	2026 vs 2025 Budget	2027 Projection	2027 vs 2026 Budget
61000 - Salaries and Wages	$624,557	$553,500	$0	$578,600	$25,100	$595,200	$16,600
61003 - Overtime Wages	$73	$0	$0	$0	$0	$0	$0
61220 - CPP	$23,743	$20,900	$0	$23,300	$2,400	$24,700	$1,400
61221 - EI	$7,412	$6,400	$0	$6,700	$300	$6,700	$0
61222 - WSIB Premiums	$12,025	$9,800	$0	$10,200	$400	$10,500	$300
61223 - OMERS	$69,494	$61,000	$0	$62,100	$1,100	$67,700	$5,600
61224 - EHT	$12,234	$10,800	$0	$11,400	$600	$11,700	$300
61225 - Group Benefits	$68,836	$69,700	$0	$66,400	($3,300)	$73,400	$7,000
61228 - Boot Allowance	$271	$0	$0	$0	$0	$0	$0
61260 - Service Awards	$214	$0	$0	$0	$0	$0	$0
Grand Total	**$818,859**	**$732,100**	**$0**	**$758,700**	**$26,600**	**$789,900**	**$31,200**

Other Expenses

	2024 Actuals	2025 Budget	2025 Year End Projection	2026 Budget	2026 vs 2025 Budget	2027 Projection	2027 vs 2026 Budget
63010 - Association/Membership	$1,309	$1,500	$0	$1,500	$0	$1,500	$0

	2024 Actuals	2025 Budget	2025 Year End Projection	2026 Budget	2026 vs 2025 Budget	2027 Projection	2027 vs 2026 Budget
Fees							
63030 - Copying & Printing	$453	$500	$0	$500	$0	$500	$0
63041 - Computer Purchase	$1,455	$1,000	$0	$1,000	$0	$1,000	$0
63042 - Equip/Furniture Purchases	$1,221	$1,000	$0	$1,000	$0	$1,000	$0
63052 - Cellular	$2,432	$2,100	$0	$2,100	$0	$2,100	$0
63060 - Office & Charting Supplies	$193	$500	$0	$500	$0	$500	$0
63070 - Other Materials & Services	$43,587	$2,000	$0	$2,000	$0	$2,000	$0
63300 - Staff Training and Development	$7,491	$16,000	$0	$16,000	$0	$16,000	$0
63303 - Staff Recognition	$0	$1,200	$0	$1,200	$0	$1,200	$0
63310 - Travel & Meal Expenses	$12,937	$5,000	$0	$5,000	$0	$5,000	$0
63320 - Conferences	$0	$3,500	$0	$3,500	$0	$3,500	$0
64020 - Computer Support/Maintenance	$876	$400	$0	$400	$0	$400	$0
66000 - Payments to Indiv. & Organiz'	$128,478	$0	$0	$0	$0	$0	$0
67000 - Interfunc. Admin Charges	($772,643)	($691,900)	$0	($716,100)	($24,200)	($748,400)	($32,300)
67014 - Interfunc. IS Costs	$13,600	$15,100	$0	$17,700	$2,600	$18,800	$1,100
Grand Total	**($558,611)**	**($642,100)**	**$0**	**($663,700)**	**($21,600)**	**($694,900)**	**($31,200)**

Net Levy

	2024 Actuals	2025 Budget	2025 Year End Projection	2026 Budget	2026 vs 2025 Budget	2027 Projection	2027 vs 2026 Budget
Long Term Care Administration	$0	$0	$0	$0	$0	$0	$0

Grey Gables

Operating

The Grey Gables operating, and capital budget has a net levy requirement of $2,2597,100, resulting in an increase from the 2025 approved budget of $318,200. The proposed levy is a result of additional provincial funding to maintain our operational needs with employee compensation/retention, operating with increased supply charges and maintaining an aging buildings condition. Additionally, Grey Gables includes $1,402,100 for the Behavioral Support Transition Unit (BSTU) funded by the province.

Capital

The 2026 capital budget requires a levy contribution of $292,900, an increase of $9,900 from 2025. Capital projects include:

- lifecycle replacement of equipment
- building repairs
- a self-funded debenture repayment for the roof projects
- a transfer to reserve for future capital projects

County of Grey
Grey Gables
2026 Budget Net Department Requirement Summary

Grey Gables Operating Summary

	2024 Actuals	2025 Budget	2025 Year End Projection	2026 Budget	2026 vs 2025 Budget	2027 Projection	2027 vs 2026 Budget
Allied Health Professional Staffing Supplement Summary	$0	$0	$0	$31,900	$31,900	$40,000	$8,100
Behavioural Support Transition Unit Summary	$0	$0	$0	$0	$0	$0	$0
General -Revenue	($273,698)	($241,300)	($226,900)	($243,800)	($2,500)	($247,500)	($3,700)
Grey Gables - IPAC	$25,207	$21,000	($4,700)	$22,300	$1,300	$30,400	$8,100
Grey Gables - Nursing & Personal Care	$1,143,333	$1,003,800	$1,109,000	$1,302,800	$299,000	$1,420,500	$117,700
Grey Gables - Programs Summary	$159,930	$201,400	$207,000	$211,900	$10,500	$222,100	$10,200
Grey Gables - Raw Food - Dietary (Operating)	$48,832	$16,400	$24,500	$16,400	$0	$16,400	$0
Lower Level - Tenant Area (Operating)	($116,870)	($128,400)	($186,300)	($131,700)	($3,300)	($133,300)	($1,600)
Other Accomondations	$983,242	$1,123,000	$1,203,300	$1,094,400	($28,600)	$1,158,200	$63,800
RN-RPN-PSW Increased Staffing	$0	$0	$0	$0	$0	$0	$0
Supporting Professional Growth Staffing Supplement Summary	$0	$0	$10,800	$0	$0	$0	$0
Grand Total	**$1,969,975**	**$1,995,900**	**$2,136,700**	**$2,304,200**	**$308,300**	**$2,506,800**	**$202,600**

Grey Gables Capital Summary

	2024 Actuals	2025 Budget	2025 Year End Projection	2026 Budget	2026 vs 2025 Budget	2027 Projection	2027 vs 2026 Budget
Administration Capital	$255,502	$283,000	$283,000	$292,900	$9,900	$301,700	$8,800
Grand Total	**$255,502**	**$283,000**	**$283,000**	**$292,900**	**$9,900**	**$301,700**	**$8,800**

Grey Gables Operating and Capital Combined Summary

	2024 Actuals	2025 Budget	2025 Year End Projection	2026 Budget	2026 vs 2025 Budget	2027 Projection	2027 vs 2026 Budget
1 - Operating Fund	$1,969,975	$1,995,900	$2,136,700	$2,304,200	$308,300	$2,506,800	$202,600
2 - Capital Fund	$255,502	$283,000	$283,000	$292,900	$9,900	$301,700	$8,800

	2024 Actuals	2025 Budget	2025 Year End Projection	2026 Budget	2026 vs 2025 Budget	2027 Projection	2027 vs 2026 Budget
Grand Total	**$2,225,477**	**$2,278,900**	**$2,419,700**	**$2,597,100**	**$318,200**	**$2,808,500**	**$211,400**

Grey Gables General Revenue - Operating
Operating Summary
2026 Budget

Revenues

	2024 Actuals	2025 Budget	2025 Year End Projection	2026 Budget	2026 vs 2025 Budget	2027 Projection	2027 vs 2026 Budget
51100 - Provincial Conditional Grant	($3,016)	$0	$0	$0	$0	$0	$0
54081 - Receipts From Pref. Private	($123,415)	($122,500)	($124,000)	($125,000)	($2,500)	($126,900)	($1,900)
54082 - Receipts From Pref. Semi	($116,122)	($118,800)	($106,400)	($118,800)	$0	($120,600)	($1,800)
54085 - Estate Recovery	($29,694)	$0	$0	$0	$0	$0	$0
54096 - Receipts From Hairdresser	($18,986)	($24,000)	($16,500)	($24,000)	$0	($24,000)	$0
Grand Total	**($291,234)**	**($265,300)**	**($246,900)**	**($267,800)**	**($2,500)**	**($271,500)**	**($3,700)**

Other Expenses

	2024 Actuals	2025 Budget	2025 Year End Projection	2026 Budget	2026 vs 2025 Budget	2027 Projection	2027 vs 2026 Budget
64096 - Hairdressser Services	$17,536	$24,000	$20,000	$24,000	$0	$24,000	$0
Grand Total	**$17,536**	**$24,000**	**$20,000**	**$24,000**	**$0**	**$24,000**	**$0**

Net Levy

	2024 Actuals	2025 Budget	2025 Year End Projection	2026 Budget	2026 vs 2025 Budget	2027 Projection	2027 vs 2026 Budget
Grey Gables	($273,698)	($241,300)	($226,900)	($243,800)	($2,500)	($247,500)	($3,700)

Grey Gables
Other Accommodation Summary
2026 Budget

Revenues

	2024 Actuals	2025 Budget	2025 Year End Projection	2026 Budget	2026 vs 2025 Budget	2027 Projection	2027 vs 2026 Budget
49400 - Transfer From Reserve	$0	($10,000)	$0	($10,000)	$0	($10,000)	$0
51100 - Provincial Conditional Grant	($220,441)	($113,100)	($83,900)	($164,400)	($51,300)	($166,900)	($2,500)
51133 - Minor Capital Subsidy	$0	$0	$0	($25,700)	($25,700)	($25,700)	$0
54080 - Receipts From Basic	($528,830)	($526,400)	($558,200)	($550,000)	($23,600)	($558,300)	($8,300)
54083 - Receipts From Private	($287,903)	($285,500)	($289,200)	($285,500)	$0	($289,800)	($4,300)
54084 - Receipts From Semi	($589,630)	($595,200)	($533,000)	($595,200)	$0	($604,200)	($9,000)
54087 - Spousal Reunification	($68,506)	($43,800)	($134,900)	($90,000)	($46,200)	($90,000)	$0
Grand Total	**($1,695,310)**	**($1,574,000)**	**($1,599,200)**	**($1,720,800)**	**($146,800)**	**($1,744,900)**	**($24,100)**

Salaries and Benefits

	2024 Actuals	2025 Budget	2025 Year End Projection	2026 Budget	2026 vs 2025 Budget	2027 Projection	2027 vs 2026 Budget
61000 - Salaries and Wages	$1,325,933	$1,363,500	$1,374,000	$1,410,500	$47,000	$1,457,100	$46,600
61003 - Overtime Wages	$39,479	$0	$46,700	$0	$0	$0	$0
61009 - Salary Recoveries	($2,612)	$0	($1,400)	$0	$0	$0	$0
61220 - CPP	$66,880	$65,400	$74,100	$73,700	$8,300	$77,200	$3,500
61221 - EI	$26,296	$23,100	$29,100	$25,700	$2,600	$26,000	$300
61222 - WSIB Premiums	$33,734	$31,000	$30,800	$35,000	$4,000	$36,000	$1,000
61223 - OMERS	$101,078	$100,900	$88,100	$96,800	($4,100)	$98,500	$1,700
61224 - EHT	$26,754	$25,100	$27,900	$27,500	$2,400	$28,400	$900
61225 - Group Benefits	$113,082	$142,300	$126,000	$154,900	$12,600	$168,400	$13,500

	2024 Actuals	2025 Budget	2025 Year End Projection	2026 Budget	2026 vs 2025 Budget	2027 Projection	2027 vs 2026 Budget
61228 - Boot Allowance	$359	$800	$400	$800	$0	$800	$0
61260 - Service Awards	$2,719	$2,000	$2,000	$1,000	($1,000)	$1,500	$500
Grand Total	**$1,733,701**	**$1,754,100**	**$1,797,700**	**$1,825,900**	**$71,800**	**$1,893,900**	**$68,000**

Other Expenses

	2024 Actuals	2025 Budget	2025 Year End Projection	2026 Budget	2026 vs 2025 Budget	2027 Projection	2027 vs 2026 Budget
63010 - Association/Membership Fees	$7,746	$13,100	$13,200	$14,200	$1,100	$14,200	$0
63030 - Copying & Printing	$6,121	$5,800	$5,800	$5,800	$0	$5,800	$0
63042 - Equip/Furniture Purchases	$6,376	$7,000	$6,500	$7,500	$500	$7,500	$0
63051 - Telephone	$17,701	$15,800	$14,000	$5,600	($10,200)	$5,800	$200
63052 - Cellular	$6,231	$12,200	$18,000	$6,200	($6,000)	$6,200	$0
63060 - Office & Charting Supplies	$3,495	$5,000	$5,000	$5,000	$0	$5,000	$0
63063 - Postage/Courier/Freight	$753	$1,000	$1,400	$1,000	$0	$1,000	$0
63067 - Resident Life Improvements	$2,572	$10,000	$10,000	$10,000	$0	$10,000	$0
63070 - Other Materials & Services	$7,748	$11,700	$6,600	$11,700	$0	$11,700	$0
63300 - Staff Training and Development	$4,281	$8,800	$8,800	$8,800	$0	$9,800	$1,000
63310 - Travel & Meal Expenses	$1,470	$2,300	$2,500	$2,300	$0	$2,300	$0
63401 - Cleaning Supplies	$26,669	$24,000	$27,000	$27,000	$3,000	$27,000	$0
63402 - Chemicals	$21,463	$22,000	$19,800	$20,100	($1,900)	$20,100	$0
63403 - Maintenance of Buildings	$32,942	$17,700	$17,700	$17,700	$0	$17,700	$0
63419 - Waste Disposal	$45,574	$45,000	$52,000	$45,900	$900	$45,900	$0
63440 - Heat	$23,012	$32,000	$32,000	$33,900	$1,900	$33,900	$0
63441 - Hydro	$80,094	$80,000	$82,000	$84,800	$4,800	$84,800	$0
63442 - Water/Sewage	$23,474	$22,300	$25,000	$23,600	$1,300	$23,600	$0
63450 - Maintenance of Equipment	$15,155	$19,000	$19,000	$19,000	$0	$19,000	$0
63485 - Maintenance of Grounds	$16,326	$15,500	$15,500	$15,500	$0	$15,500	$0

	2024 Actuals	2025 Budget	2025 Year End Projection	2026 Budget	2026 vs 2025 Budget	2027 Projection	2027 vs 2026 Budget
63486 - Snow Removal	$92,891	$52,000	$93,000	$52,000	$0	$52,000	$0
63508 - Paper Supplies	$16,008	$11,000	$12,500	$12,500	$1,500	$12,500	$0
63520 - Linen	$6,615	$6,000	$6,000	$6,000	$0	$6,000	$0
63522 - Cable TV Expense	$1,688	$1,800	$1,900	$1,800	$0	$1,800	$0
63523 - Dishes	$5,180	$5,000	$5,000	$5,000	$0	$5,000	$0
63531 - Other Expenditure Recovery	($24,337)	($20,500)	($25,000)	($20,500)	$0	($20,500)	$0
64020 - Computer Support/Maintenance	$76,590	$112,300	$102,400	$115,800	$3,500	$115,900	$100
64027 - Internet Network Services	$0	$0	$0	$11,500	$11,500	$11,700	$200
64100 - Legal Fees	$30,239	$15,000	$45,000	$15,000	$0	$15,000	$0
64101 - Audit Fees	$0	$0	$2,000	$0	$0	$0	$0
64102 - Professional & Consulting Fees	$7,958	$9,300	$6,000	$9,300	$0	$9,300	$0
64120 - Purchased Service	$28,461	$33,500	$28,200	$33,500	$0	$33,500	$0
65110 - Insurance	$105,162	$114,700	$113,400	$122,800	$8,100	$131,300	$8,500
67000 - Interfunc. Admin Charges	$160,895	$144,500	$144,500	$149,600	$5,100	$156,300	$6,700
67013 - Interfunc. Audit Fees	$7,100	$7,200	$7,200	$10,000	$2,800	$10,400	$400
67014 - Interfunc. IS Costs	$86,200	$85,900	$85,900	$104,400	$18,500	$107,200	$2,800
67023 - Interfunc. Laundry	($5,000)	($5,000)	($5,000)	($5,000)	$0	($5,000)	$0
Grand Total	**$944,851**	**$942,900**	**$1,004,800**	**$989,300**	**$46,400**	**$1,009,200**	**$19,900**

Net Levy

	2024 Actuals	2025 Budget	2025 Year End Projection	2026 Budget	2026 vs 2025 Budget	2027 Projection	2027 vs 2026 Budget
Grey Gables	$983,242	$1,123,000	$1,203,300	$1,094,400	($28,600)	$1,158,200	$63,800

Grey Gables
Raw Rood - Dietary Operating
Operating Summary
2026 Budget

Revenues

	2024 Actuals	2025 Budget	2025 Year End Projection	2026 Budget	2026 vs 2025 Budget	2027 Projection	2027 vs 2026 Budget
51100 - Provincial Conditional Grant	($309,713)	($318,500)	($321,500)	($327,400)	($8,900)	($332,300)	($4,900)
Grand Total	**($309,713)**	**($318,500)**	**($321,500)**	**($327,400)**	**($8,900)**	**($332,300)**	**($4,900)**

Other Expenses

	2024 Actuals	2025 Budget	2025 Year End Projection	2026 Budget	2026 vs 2025 Budget	2027 Projection	2027 vs 2026 Budget
63504 - Raw Food	$358,545	$334,900	$346,000	$343,800	$8,900	$348,700	$4,900
Grand Total	**$358,545**	**$334,900**	**$346,000**	**$343,800**	**$8,900**	**$348,700**	**$4,900**

Net Levy

	2024 Actuals	2025 Budget	2025 Year End Projection	2026 Budget	2026 vs 2025 Budget	2027 Projection	2027 vs 2026 Budget
Grey Gables	$48,832	$16,400	$24,500	$16,400	$0	$16,400	$0

Grey Gables
Lower Level - Tenant Area Operating
Operating Summary
2026 Budget

Revenues

	2024 Actuals	2025 Budget	2025 Year End Projection	2026 Budget	2026 vs 2025 Budget	2027 Projection	2027 vs 2026 Budget
54031 - Building Rentals	($155,259)	($159,900)	($158,200)	($163,100)	($3,200)	($166,400)	($3,300)
Grand Total	**($155,259)**	**($159,900)**	**($158,200)**	**($163,100)**	**($3,200)**	**($166,400)**	**($3,300)**

Other Expenses

	2024 Actuals	2025 Budget	2025 Year End Projection	2026 Budget	2026 vs 2025 Budget	2027 Projection	2027 vs 2026 Budget
63403 - Maintenance of Buildings	$3,588	$1,600	$0	$1,800	$200	$1,900	$100
63419 - Waste Disposal	$7,066	$9,200	$0	$8,000	($1,200)	$8,500	$500
63440 - Heat	$5,753	$7,100	$0	$7,100	$0	$7,300	$200
63441 - Hydro	$19,995	$19,700	$0	$19,300	($400)	$19,700	$400
63442 - Water/Sewage	$5,386	$5,500	$0	$5,400	($100)	$5,500	$100
63485 - Maintenance of Grounds	$978	$1,800	$0	$3,800	$2,000	$4,000	$200
63486 - Snow Removal	$23,223	$14,700	$0	$14,700	$0	$15,500	$800
67007 - Interfunc. Rent	($27,600)	($28,100)	($28,100)	($28,700)	($600)	($29,300)	($600)
Grand Total	**$38,389**	**$31,500**	**($28,100)**	**$31,400**	**($100)**	**$33,100**	**$1,700**

Net Levy

	2024 Actuals	2025 Budget	2025 Year End Projection	2026 Budget	2026 vs 2025 Budget	2027 Projection	2027 vs 2026 Budget
Grey Gables	($116,870)	($128,400)	($186,300)	($131,700)	($3,300)	($133,300)	($1,600)

Grey Gables
Nursing & Personal Care Summary - Operating
2026 Budget

Revenues

	2024 Actuals	2025 Budget	2025 Year End Projection	2026 Budget	2026 vs 2025 Budget	2027 Projection	2027 vs 2026 Budget
51100 - Provincial Conditional Grant	($2,868,569)	($2,926,900)	($2,993,100)	($2,942,600)	($15,700)	($2,984,500)	($41,900)
51115 - Prov. High Needs Supplies& L	($17,989)	($22,100)	($5,100)	($22,100)	$0	($22,100)	$0
51118 - Provincial Physician Grant	($16,180)	($16,300)	($17,100)	($16,300)	$0	($16,300)	$0
51121 - Prov Condition Grant One Time	($2,500)	$0	$0	$0	$0	$0	$0
51128 - Provincial Conditional Grant	($5,201)	($8,900)	($10,200)	($8,900)	$0	($8,900)	$0
51129 - Global Level of Care Subsidy	($186,614)	($189,800)	($190,400)	($193,500)	($3,700)	($196,400)	($2,900)
51137 - Temporary Wage Enhancement PSW	($296,258)	($291,600)	($330,900)	($290,600)	$1,000	($290,600)	$0
51143 - Local Priorities Fund	($2,925)	$0	$0	$0	$0	$0	$0
51189 - High Cost Sup and Svc Per Diem	($16,729)	($17,000)	($17,200)	($17,100)	($100)	($17,100)	$0
Grand Total	**($3,412,964)**	**($3,472,600)**	**($3,564,000)**	**($3,491,100)**	**($18,500)**	**($3,535,900)**	**($44,800)**

Salaries and Benefits

	2024 Actuals	2025 Budget	2025 Year End Projection	2026 Budget	2026 vs 2025 Budget	2027 Projection	2027 vs 2026 Budget
61000 - Salaries and Wages	$3,396,031	$3,361,100	$3,362,200	$3,584,500	$223,400	$3,699,900	$115,400
61003 - Overtime Wages	$21,869	$0	$115,800	$0	$0	$0	$0
61009 - Salary Recoveries	($33,069)	$0	($69,000)	$0	$0	$0	$0
61220 - CPP	$175,145	$174,700	$205,900	$191,000	$16,300	$198,900	$7,900
61221 - EI	$67,131	$65,900	$75,700	$62,500	($3,400)	$64,100	$1,600

	2024 Actuals	2025 Budget	2025 Year End Projection	2026 Budget	2026 vs 2025 Budget	2027 Projection	2027 vs 2026 Budget
61222 - WSIB Premiums	$88,911	$83,700	$92,800	$88,600	$4,900	$91,700	$3,100
61223 - OMERS	$208,931	$233,800	$244,200	$291,100	$57,300	$295,000	$3,900
61224 - EHT	$68,042	$56,600	$71,100	$70,200	$13,600	$72,300	$2,100
61225 - Group Benefits	$279,715	$320,200	$307,700	$314,500	($5,700)	$343,000	$28,500
Grand Total	**$4,272,706**	**$4,296,000**	**$4,406,400**	**$4,602,400**	**$306,400**	**$4,764,900**	**$162,500**

Other Expenses

	2024 Actuals	2025 Budget	2025 Year End Projection	2026 Budget	2026 vs 2025 Budget	2027 Projection	2027 vs 2026 Budget
63042 - Equip/Furniture Purchases	$36,726	$3,500	$3,500	$3,500	$0	$3,500	$0
63044 - Fall Prevention Equipment	$0	$0	$3,700	$0	$0	$0	$0
63073 - Hi Intensity Needs-Claimable	$32,007	$6,000	$6,000	$6,000	$0	$6,000	$0
63300 - Staff Training and Development	$3,633	$5,600	$1,500	$5,600	$0	$5,600	$0
63310 - Travel & Meal Expenses	$543	$700	$700	$700	$0	$700	$0
63450 - Maintenance of Equipment	$40,676	$40,000	$40,000	$40,000	$0	$40,000	$0
63500 - Home Physician	$12,884	$14,000	$14,000	$14,000	$0	$14,000	$0
63502 - Incontinent Supplies	$35,198	$35,900	$35,900	$47,000	$11,100	$47,000	$0
63503 - Medical Supplies	$73,904	$70,400	$70,400	$70,400	$0	$70,400	$0
63518 - Physician On Call	$16,180	$16,300	$16,300	$16,300	$0	$16,300	$0
63531 - Other Expenditure Recovery	($40,930)	($12,000)	($12,000)	($12,000)	$0	($12,000)	$0
64020 - Computer Support/Maintenance	$2,016	$0	$40,000	$0	$0	$0	$0
64102 - Professional & Consulting Fees	$4,310	$0	$0	$0	$0	$0	$0
64120 - Purchased Service	$43,283	$0	$0	$0	$0	$0	$0
64803 - COVID-19 Contracted Services	$23,160	$0	$46,600	$0	$0	$0	$0
Grand Total	**$283,590**	**$180,400**	**$256,700**	**$191,500**	**$11,100**	**$191,500**	**$0**

Net Levy

	2024 Actuals	2025 Budget	2025 Year End Projection	2026 Budget	2026 vs 2025 Budget	2027 Projection	2027 vs 2026 Budget
Grey Gables	$1,143,333	$1,003,800	$1,109,000	$1,302,800	$299,000	$1,420,500	$117,700

Grey Gables
Programs Summary - Operating
2026 Budget

Revenues

	2024 Actuals	2025 Budget	2025 Year End Projection	2026 Budget	2026 vs 2025 Budget	2027 Projection	2027 vs 2026 Budget
49000 - Investment Income	($877)	$0	($600)	$0	$0	$0	$0
51100 - Provincial Conditional Grant	($322,069)	($327,200)	($328,400)	($333,600)	($6,400)	($338,400)	($4,800)
51142 - Resident Health Well Being Fund	($5,826)	$0	$0	$0	$0	$0	$0
54050 - Donations	($2,230)	$0	($23,500)	$0	$0	$0	$0
Grand Total	**($331,002)**	**($327,200)**	**($352,500)**	**($333,600)**	**($6,400)**	**($338,400)**	**($4,800)**

Salaries and Benefits

	2024 Actuals	2025 Budget	2025 Year End Projection	2026 Budget	2026 vs 2025 Budget	2027 Projection	2027 vs 2026 Budget
61000 - Salaries and Wages	$316,931	$336,300	$360,700	$343,200	$6,900	$353,100	$9,900
61003 - Overtime Wages	$0	$0	$1,100	$0	$0	$0	$0
61220 - CPP	$15,612	$16,400	$17,300	$18,500	$2,100	$19,400	$900
61221 - EI	$6,174	$6,100	$7,500	$6,300	$200	$6,400	$100
61222 - WSIB Premiums	$7,785	$8,300	$8,000	$8,900	$600	$9,100	$200
61223 - OMERS	$19,471	$24,900	$25,300	$30,400	$5,500	$30,500	$100
61224 - EHT	$6,157	$6,200	$7,000	$6,800	$600	$7,000	$200
61225 - Group Benefits	$23,305	$24,700	$27,600	$40,100	$15,400	$43,700	$3,600
Grand Total	**$395,434**	**$422,900**	**$454,500**	**$454,200**	**$31,300**	**$469,200**	**$15,000**

Other Expenses

	2024 Actuals	2025 Budget	2025 Year End Projection	2026 Budget	2026 vs 2025 Budget	2027 Projection	2027 vs 2026 Budget
63010 - Association/Membership Fees	$596	$0	$100	$0	$0	$0	$0
63042 - Equip/Furniture Purchases	$63	$300	$300	$300	$0	$300	$0
63046 - BSO Equipment & Supplies	$0	$500	$500	$500	$0	$500	$0
63300 - Staff Training and Development	$94	$200	$100	$200	$0	$200	$0
63310 - Travel & Meal Expenses	$176	$200	$200	$200	$0	$200	$0
63450 - Maintenance of Equipment	$290	$500	$300	$500	$0	$500	$0
63504 - Raw Food	$503	$700	$500	$700	$0	$700	$0
63505 - Recreation Supplies	$3,148	$5,000	$3,200	$5,000	$0	$5,000	$0
63507 - Outside Services	$7,233	$7,200	$7,200	$8,000	$800	$8,000	$0
63759 - Volunteer Services	$364	$400	$400	$400	$0	$400	$0
64110 - Physiotherapy	$57,024	$54,700	$54,700	$54,700	$0	$54,700	$0
64120 - Purchased Service	$13,082	$25,000	$26,000	$9,800	($15,200)	$9,800	$0
64128 - Occupational Therapy	$500	$0	$500	$0	$0	$0	$0
64325 - Chaplaincy Services	$9,317	$11,000	$11,000	$11,000	$0	$11,000	$0
69100 - Transfer to Reserves	$3,107	$0	$0	$0	$0	$0	$0
Grand Total	**$95,498**	**$105,700**	**$105,000**	**$91,300**	**($14,400)**	**$91,300**	**$0**

Net Levy

	2024 Actuals	2025 Budget	2025 Year End Projection	2026 Budget	2026 vs 2025 Budget	2027 Projection	2027 vs 2026 Budget
Grey Gables	$159,930	$201,400	$207,000	$211,900	$10,500	$222,100	$10,200

Grey Gables
RN-RPN-PSW Increased Staffing Supplement Summary - Operating
2026 Budget

Revenues

	2024 Actuals	2025 Budget	2025 Year End Projection	2026 Budget	2026 vs 2025 Budget	2027 Projection	2027 vs 2026 Budget
51100 - Provincial Conditional Grant	($1,497,407)	($1,443,000)	($1,485,100)	($1,484,300)	($41,300)	($1,532,800)	($48,500)
Grand Total	**($1,497,407)**	**($1,443,000)**	**($1,485,100)**	**($1,484,300)**	**($41,300)**	**($1,532,800)**	**($48,500)**

Salaries and Benefits

	2024 Actuals	2025 Budget	2025 Year End Projection	2026 Budget	2026 vs 2025 Budget	2027 Projection	2027 vs 2026 Budget
61000 - Salaries and Wages	$574,750	$1,161,200	$1,001,300	$1,225,700	$64,500	$1,265,100	$39,400
61003 - Overtime Wages	$211,402	$0	$175,000	$0	$0	$0	$0
61220 - CPP	$43,010	$53,300	$63,000	$58,200	$4,900	$60,600	$2,400
61221 - EI	$15,021	$16,500	$24,000	$17,000	$500	$17,500	$500
61222 - WSIB Premiums	$17,932	$26,200	$26,600	$27,600	$1,400	$28,600	$1,000
61223 - OMERS	$64,067	$66,100	$58,100	$66,700	$600	$66,900	$200
61224 - EHT	$13,936	$20,100	$23,500	$20,900	$800	$21,700	$800
61225 - Group Benefits	$30,596	$99,600	$80,000	$68,200	($31,400)	$72,400	$4,200
Grand Total	**$970,715**	**$1,443,000**	**$1,451,500**	**$1,484,300**	**$41,300**	**$1,532,800**	**$48,500**

Other Expenses

	2024 Actuals	2025 Budget	2025 Year End Projection	2026 Budget	2026 vs 2025 Budget	2027 Projection	2027 vs 2026 Budget
64120 - Purchased Service	$526,693	$0	$33,600	$0	$0	$0	$0
Grand Total	**$526,693**	**$0**	**$33,600**	**$0**	**$0**	**$0**	**$0**

Net Levy

	2024 Actuals	2025 Budget	2025 Year End Projection	2026 Budget	2026 vs 2025 Budget	2027 Projection	2027 vs 2026 Budget
Grey Gables	$0	$0	$0	$0	$0	$0	$0

Grey Gables
Allied Health Professional Staffing Supplement Summary - Operating
2026 Budget

Revenues

	2024 Actuals	2025 Budget	2025 Year End Projection	2026 Budget	2026 vs 2025 Budget	2027 Projection	2027 vs 2026 Budget
51100 - Provincial Conditional Grant	($122,325)	($127,800)	($137,200)	($137,700)	($9,900)	($139,900)	($2,200)
Grand Total	**($122,325)**	**($127,800)**	**($137,200)**	**($137,700)**	**($9,900)**	**($139,900)**	**($2,200)**

Salaries and Benefits

	2024 Actuals	2025 Budget	2025 Year End Projection	2026 Budget	2026 vs 2025 Budget	2027 Projection	2027 vs 2026 Budget
61000 - Salaries and Wages	$82,160	$97,200	$104,500	$134,500	$37,300	$142,000	$7,500
61003 - Overtime Wages	$1,688	$0	$0	$0	$0	$0	$0
61220 - CPP	$3,637	$4,300	$4,600	$6,700	$2,400	$7,300	$600
61221 - EI	$1,722	$1,300	$1,400	$1,800	$500	$1,800	$0
61222 - WSIB Premiums	$2,153	$2,200	$2,400	$2,400	$200	$2,500	$100
61223 - OMERS	$13,574	$8,800	$9,500	$9,400	$600	$10,000	$600
61224 - EHT	$1,673	$1,700	$1,800	$2,600	$900	$2,700	$100
61225 - Group Benefits	$15,484	$12,300	$13,000	$12,200	($100)	$13,600	$1,400
Grand Total	**$122,092**	**$127,800**	**$137,200**	**$169,600**	**$41,800**	**$179,900**	**$10,300**

Other Expenses

	2024 Actuals	2025 Budget	2025 Year End Projection	2026 Budget	2026 vs 2025 Budget	2027 Projection	2027 vs 2026 Budget
64120 - Purchased Service	$526,693	$0	$33,600	$0	$0	$0	$0
Grand Total	**$526,693**	**$0**	**$33,600**	**$0**	**$0**	**$0**	**$0**

Net Levy

	2024 Actuals	2025 Budget	2025 Year End Projection	2026 Budget	2026 vs 2025 Budget	2027 Projection	2027 vs 2026 Budget
Grey Gables	$0	$0	$0	$31,900	$31,900	$40,000	$8,100

Grey Gables
Supporting Professional Growth Staffing Supplement Summary - Operating 2026 Budget

Revenues

	2024 Actuals	2025 Budget	2025 Year End Projection	2026 Budget	2026 vs 2025 Budget	2027 Projection	2027 vs 2026 Budget
51100 - Provincial Conditional Grant	($4,503)	($8,600)	($12,000)	($8,600)	$0	($8,600)	$0
Grand Total	**($4,503)**	**($8,600)**	**($12,000)**	**($8,600)**	**$0**	**($8,600)**	**$0**

Salaries and Benefits

	2024 Actuals	2025 Budget	2025 Year End Projection	2026 Budget	2026 vs 2025 Budget	2027 Projection	2027 vs 2026 Budget
61000 - Salaries and Wages	$0	$0	$11,200	$0	$0	$0	$0
61220 - CPP	$0	$0	$600	$0	$0	$0	$0
61221 - EI	$0	$0	$300	$0	$0	$0	$0
61222 - WSIB Premiums	$0	$0	$300	$0	$0	$0	$0
61223 - OMERS	$0	$0	$600	$0	$0	$0	$0
61224 - EHT	$0	$0	$200	$0	$0	$0	$0
61225 - Group Benefits	$0	$0	$1,000	$0	$0	$0	$0
Grand Total	**$0**	**$0**	**$14,200**	**$0**	**$0**	**$0**	**$0**

Other Expenses

	2024 Actuals	2025 Budget	2025 Year End Projection	2026 Budget	2026 vs 2025 Budget	2027 Projection	2027 vs 2026 Budget
63300 - Staff Training and Development	$4,503	$8,600	$8,600	$8,600	$0	$8,600	$0
Grand Total	**$4,503**	**$8,600**	**$8,600**	**$8,600**	**$0**	**$8,600**	**$0**

Net Levy

	2025 Budget	2025 Year End Projection	2026 Budget	2026 vs 2025 Budget	2027 Projection	2027 vs 2026 Budget
Grey Gables	$0	$10,800	$0	$0	$0	$0

Grey Gables
OA - IPAC Summary - Operating
2026 Budget

Revenues

	2024 Actuals	2025 Budget	2025 Year End Projection	2026 Budget	2026 vs 2025 Budget	2027 Projection	2027 vs 2026 Budget
51100 - Provincial Conditional Grant	($4,503)	($8,600)	($12,000)	($8,600)	$0	($8,600)	$0
Grand Total	**($4,503)**	**($8,600)**	**($12,000)**	**($8,600)**	**$0**	**($8,600)**	**$0**

Salaries and Benefits

	2024 Actuals	2025 Budget	2025 Year End Projection	2026 Budget	2026 vs 2025 Budget	2027 Projection	2027 vs 2026 Budget
61000 - Salaries and Wages	$0	$0	$11,200	$0	$0	$0	$0
61220 - CPP	$0	$0	$600	$0	$0	$0	$0
61221 - EI	$0	$0	$300	$0	$0	$0	$0
61222 - WSIB Premiums	$0	$0	$300	$0	$0	$0	$0
61223 - OMERS	$0	$0	$600	$0	$0	$0	$0
61224 - EHT	$0	$0	$200	$0	$0	$0	$0
61225 - Group Benefits	$0	$0	$1,000	$0	$0	$0	$0
Grand Total	**$0**	**$0**	**$14,200**	**$0**	**$0**	**$0**	**$0**

Other Expenses

	2024 Actuals	2025 Budget	2025 Year End Projection	2026 Budget	2026 vs 2025 Budget	2027 Projection	2027 vs 2026 Budget
63300 - Staff Training and Development	$4,503	$8,600	$8,600	$8,600	$0	$8,600	$0
Grand Total	**$4,503**	**$8,600**	**$8,600**	**$8,600**	**$0**	**$8,600**	**$0**

Net Levy

	2024 Actuals	2025 Budget	2025 Year End Projection	2026 Budget	2026 vs 2025 Budget	2027 Projection	2027 vs 2026 Budget
Grey Gables	$0	$0	$10,800	$0	$0	$0	$0

Grey Gables
OA - IPAC Summary - Operating
2026 Budget

Revenues

	2024 Actuals	2025 Budget	2025 Year End Projection	2026 Budget	2026 vs 2025 Budget	2027 Projection	2027 vs 2026 Budget
51136 - IPAC Personnel & Training	($93,033)	($93,100)	($99,200)	($99,100)	($6,000)	($99,100)	$0
Grand Total	**($93,033)**	**($93,100)**	**($99,200)**	**($99,100)**	**($6,000)**	**($99,100)**	**$0**

Salaries and Benefits

	2024 Actuals	2025 Budget	2025 Year End Projection	2026 Budget	2026 vs 2025 Budget	2027 Projection	2027 vs 2026 Budget
61000 - Salaries and Wages	$90,482	$85,100	$70,200	$90,500	$5,400	$96,400	$5,900
61220 - CPP	$5,150	$4,300	$4,000	$4,800	$500	$5,200	$400
61221 - EI	$1,732	$1,500	$1,600	$1,600	$100	$1,600	$0
61222 - WSIB Premiums	$2,145	$1,200	$1,000	$2,300	$1,100	$2,500	$200
61223 - OMERS	$6,656	$8,600	$4,900	$9,100	$500	$9,700	$600
61224 - EHT	$1,771	$1,700	$1,400	$1,800	$100	$1,900	$100
61225 - Group Benefits	$8,405	$8,000	$8,900	$7,600	($400)	$8,500	$900
Grand Total	**$116,340**	**$110,400**	**$92,000**	**$117,700**	**$7,300**	**$125,800**	**$8,100**

Other Expenses

	2024 Actuals	2025 Budget	2025 Year End Projection	2026 Budget	2026 vs 2025 Budget	2027 Projection	2027 vs 2026 Budget
63010 - Association/Membership Fees	$152	$200	$200	$200	$0	$200	$0
63060 - Office & Charting Supplies	$12	$0	$0	$0	$0	$0	$0
63300 - Staff Training and Development	$1,736	$2,000	$1,800	$2,000	$0	$2,000	$0
63310 - Travel & Meal Expenses	$0	$1,500	$500	$1,500	$0	$1,500	$0
Grand Total	**$1,900**	**$3,700**	**$2,500**	**$3,700**	**$0**	**$3,700**	**$0**

Net Levy

	2024 Actuals	2025 Budget	2025 Year End Projection	2026 Budget	2026 vs 2025 Budget	2027 Projection	2027 vs 2026 Budget
Grey Gables	$25,207	$21,000	($4,700)	$22,300	$1,300	$30,400	$8,100

Grey Gables
Capital Summary
2026 Budget

Revenues

	2024 Actuals	2025 Budget	2025 Year End Projection	2026 Budget	2026 vs 2025 Budget	2027 Projection	2027 vs 2026 Budget
49400 - Transfer From Reserve	($20,000)	($686,300)	($686,300)	($1,172,000)	($485,700)	($183,000)	$989,000
51100 - Provincial Conditional Grant	($10,307)	$0	$0	$0	$0	$0	$0
51133 - Minor Capital Subsidy	($62,395)	($110,000)	($110,000)	($110,000)	$0	($110,000)	$0
Grand Total	**($92,702)**	**($796,300)**	**($796,300)**	**($1,282,000)**	**($485,700)**	**($293,000)**	**$989,000**

Other Expenses

	2024 Actuals	2025 Budget	2025 Year End Projection	2026 Budget	2026 vs 2025 Budget	2027 Projection	2027 vs 2026 Budget
62210 - Debenture - Interest Payments	$17,778	$20,300	$20,300	$20,300	$0	$20,300	$0
63041 - Computer Purchase	$11,765	$16,800	$16,800	$17,200	$400	$17,600	$400
63042 - Equip/Furniture Purchases	$63,100	$75,500	$75,500	$90,000	$14,500	$86,100	($3,900)
63043 - PlayBased Material & Equipment	$0	($110,000)	($110,000)	$0	$110,000	$0	$0
63070 - Other Materials & Services	$3,600	$0	$0	$0	$0	$0	$0
63403 - Maintenance of Buildings	$39,445	$490,900	$490,900	$829,600	$338,700	$397,800	($431,800)
64429 - Site Maintenance	$17,059	$532,900	$532,900	$564,900	$32,000	$0	($564,900)
68210 - Debenture/Debt Principal Pmts.	$55,456	$52,900	$52,900	$52,900	$0	$52,900	$0
69100 - Transfer to Reserves	$140,000	$0	$0	$0	$0	$20,000	$20,000
Grand Total	**$348,204**	**$1,079,300**	**$1,079,300**	**$1,574,900**	**$495,600**	**$594,700**	**($980,200)**

Net Levy

	2024 Actuals	2025 Budget	2025 Year End Projection	2026 Budget	2026 vs 2025 Budget	2027 Projection	2027 vs 2026 Budget
Grey Gables	$255,502	$283,000	$283,000	$292,900	$9,900	$301,700	$8,800

Grey Gables Capital Projects - Total Expenditures

	2026	2027	2028	2029	2030	2031	2032	2033	2034	2035	10 Year Total
GGG-0001 - High-Low Beds/Mattresses	$10,500	$11,000	$11,500	$12,000	$12,500	$13,000	$13,500	$14,000	$14,500	$15,000	$127,500
GGG-0002 - Home Enhancements	$20,000	$10,000	$10,000	$10,000	$10,000	$10,000	$10,000	$10,000	$0	$10,000	$100,000
GGG-0003 - Information Technology	$17,200	$17,600	$18,000	$18,400	$18,800	$19,200	$19,600	$20,000	$20,400	$20,800	$190,000
GGG-0004 - Resident Lifts	$19,000	$19,500	$20,000	$20,500	$21,000	$21,500	$22,000	$22,500	$23,000	$23,000	$212,000
GGG-0005 - Copper Piping Replacement	$6,000	$6,100	$6,200	$6,300	$6,400	$6,500	$6,600	$6,700	$6,800	$6,900	$64,500
GGG-0006 - Dietary Equipment	$15,000	$40,000	$10,000	$20,000	$15,000	$15,000	$15,000	$20,000	$15,000	$15,000	$180,000
GGG-0007 - Furniture and Equipment Replacement	$5,500	$5,600	$5,700	$5,800	$5,900	$6,000	$6,100	$6,200	$6,300	$6,400	$59,500
GGG-0008 - Debenture Payment - Roof	$73,200	$73,200	$73,200	$73,200	$59,700	$0	$0	$0	$0	$0	$352,500
GGG-0009 - Heating and/or Cooling Systems	$0	$0	$0	$75,000	$40,000	$0	$0	$0	$0	$0	$115,000
GGG-0011 - Plumbing Fixture Replacement (Resident washrooms)	$15,000	$15,000	$15,000	$15,000	$15,000	$15,000	$15,000	$15,000	$15,000	$15,000	$150,000
GGG-0012 - Hot Water Heater Replacement	$0	$0	$0	$15,500	$0	$0	$0	$0	$15,000	$0	$30,500
GGG-0017 - Security System Upgrades	$0	$0	$0	$0	$15,000	$0	$0	$0	$0	$15,000	$30,000
GGG-0018 - Nurse Call Upgrades	$150,000	$0	$0	$0	$0	$0	$0	$0	$0	$0	$150,000
GGG-0019 - Parking Lots, Curbs and Guards	$490,900	$0	$0	$0	$0	$0	$0	$0	$0	$0	$490,900
GGG-0020 - Sidewalks/Walkways	$24,000	$0	$0	$0	$12,000	$0	$0	$0	$0	$0	$36,000
GGG-0021 - Window Replacement	$106,700	$106,700	$106,700	$0	$0	$0	$0	$0	$0	$0	$320,100
GGG-0022 - Floor Cleaning Machines - Replacement	$20,000	$0	$0	$0	$0	$20,000	$0	$0	$0	$0	$40,000
GGG-0023 - Elevator Upgrades	$121,900	$0	$0	$0	$0	$0	$0	$0	$0	$0	$121,900
GGG-0024 - Fencing - Memorial Garden	$50,000	$0	$0	$0	$0	$0	$0	$0	$0	$0	$50,000
GGG-0025 - Tub/Shower Room and Whirlpool Tubs	$135,000	$0	$0	$0	$0	$0	$0	$0	$0	$0	$135,000

	2026	2027	2028	2029	2030	2031	2032	2033	2034	2035	10 Year Total
GGG-0026 - Kitchenette redesign	$0	$150,000	$0	$0	$0	$0	$0	$0	$0	$0	$150,000
GGG-0027 - Water Softener Replacement	$0	$10,000	$0	$0	$0	$0	$0	$0	$0	$10,000	$20,000
GGG-0028 - Roof Insulation	$0	$0	$101,000	$0	$0	$0	$0	$0	$0	$0	$101,000
GGG-0029 - Electrical Distribution Panels	$0	$0	$26,200	$0	$0	$0	$0	$0	$0	$0	$26,200
GGG-0030 - Sanitary Piping	$0	$0	$7,600	$0	$0	$0	$0	$0	$0	$0	$7,600
GGG-0031 - Air Handling Unit HRU-1, HRU-2, HRU-3	$15,000	$0	$0	$0	$0	$0	$0	$0	$0	$0	$15,000
GGG-0032 - Laundry Equipment	$0	$0	$0	$10,000	$0	$10,000	$35,000	$0	$0	$0	$55,000
GGG-0033 - Wet Sprinkler System	$0	$0	$0	$327,300	$0	$0	$0	$0	$0	$0	$327,300
GGG-0034 - Long Term Care Area Floor Replacement	$0	$0	$0	$0	$0	$100,000	$0	$0	$0	$0	$100,000
GGG-0035 - Fire Panels	$140,000	$0	$0	$0	$0	$0	$0	$20,000	$0	$0	$160,000
GGG-0036 - Main and Intermediate Electrical Distribution	$0	$0	$0	$0	$0	$0	$0	$185,000	$0	$0	$185,000
GGG-0037 - Transfer To Reserve (BCA) Capital Asset Repairs & Replacement	$0	$20,000	$120,000	$0	$190,500	$258,500	$267,100	$66,000	$295,200	$285,300	$1,502,600
GGG-0040 - Eavestrough	$30,000	$0	$0	$0	$0	$0	$0	$0	$0	$0	$30,000
Grand Total	**$1,464,900**	**$484,700**	**$531,100**	**$609,000**	**$421,800**	**$494,700**	**$409,900**	**$385,400**	**$411,200**	**$422,400**	**$5,635,100**

Lee Manor

Operating

The Lee Manor operating and capital budget has a net levy requirement of $3,345,500, an increase of $137,400 from the 2025 approved budget. The proposed levy is a result of additional provincial funding to maintain our operational needs with employee compensation and retention, higher supply costs, and ongoing maintenance of an aging building.

Capital

The 2026 capital budget requires a levy contribution of $228,400, an increase of $7,700 from 2025. Capital projects include:

- lifecycle replacement of equipment
- building repairs
- Roof repairs

County of Grey
Lee Manor
2026 Budget Net Department Requirement Summary

Lee Manor Operating Summary

	2024 Actuals	2025 Budget	2025 Year End Projection	2026 Budget	2026 vs 2025 Budget	2027 Projection	2027 vs 2026 Budget
Allied Health Professionals	$0	$0	$0	($5,800)	($5,800)	($5,100)	$700
General Revenue	($548,972)	($532,200)	($548,000)	($583,200)	($51,000)	($591,900)	($8,700)
Increased Staffing	$0	$0	$0	$0	$0	$0	$0
Lee Manor - IPAC	$0	$0	($31,300)	($30,300)	($30,300)	($30,300)	$0
Lee Manor - Nursing & Personal Care	$1,982,114	$1,824,100	$2,275,000	$2,057,000	$232,900	$2,287,600	$230,600
Lee Manor - Programs Summary	$180,819	$254,700	($31,700)	$327,600	$72,900	$346,900	$19,300
Lee Manor - Raw Food - Dietary (Operating)	$33,552	$37,500	$30,500	$37,500	$0	$37,500	$0
Lee Manor - Supporting Professional Growth	$0	$0	$100	$0	$0	$0	$0
Other Accommodation	$1,078,612	$1,403,300	$1,435,500	$1,314,300	($89,000)	$1,405,600	$91,300
Grand Total	**$2,726,126**	**$2,987,400**	**$3,130,100**	**$3,117,100**	**$129,700**	**$3,450,300**	**$333,200**

Lee Manor Capital Summary

	2024 Actuals	2025 Budget	2025 Year End Projection	2026 Budget	2026 vs 2025 Budget	2027 Projection	2027 vs 2026 Budget
Lee Manor Administration	$211,844	$220,700	$220,700	$228,400	$7,700	$236,400	$8,000
Grand Total	**$211,844**	**$220,700**	**$220,700**	**$228,400**	**$7,700**	**$236,400**	**$8,000**

Lee Manor Operating and Capital Combined Summary

	2024 Actuals	2025 Budget	2025 Year End Projection	2026 Budget	2026 vs 2025 Budget	2027 Projection	2027 vs 2026 Budget
1 - Operating Fund	$2,726,126	$2,987,400	$3,130,100	$3,117,100	$129,700	$3,450,300	$333,200
2 - Capital Fund	$211,844	$220,700	$220,700	$228,400	$7,700	$236,400	$8,000
Grand Total	**$2,937,970**	**$3,208,100**	**$3,350,800**	**$3,345,500**	**$137,400**	**$3,686,700**	**$341,200**

General Revenue - Operating
Operating Summary
2026 Budget

Revenues

	2024 Actuals	2025 Budget	2025 Year End Projection	2026 Budget	2026 vs 2025 Budget	2027 Projection	2027 vs 2026 Budget
51100 - Provincial Conditional Grant	$0	$0	$0	($23,100)	($23,100)	($23,100)	$0
54035 - Current Tenant Rent	($54,720)	($56,400)	($55,800)	($57,500)	($1,100)	($58,600)	($1,100)
54081 - Receipts From Pref. Private	($230,527)	($213,200)	($247,300)	($240,000)	($26,800)	($243,600)	($3,600)
54082 - Receipts From Pref. Semi	($263,722)	($262,600)	($250,000)	($262,600)	$0	($266,600)	($4,000)
54096 - Receipts From Hairdresser	($28,824)	($29,100)	($24,000)	($29,100)	$0	($29,100)	$0
Grand Total	**($577,792)**	**($561,300)**	**($577,100)**	**($612,300)**	**($51,000)**	**($621,000)**	**($8,700)**

Other Expenses

	2024 Actuals	2025 Budget	2025 Year End Projection	2026 Budget	2026 vs 2025 Budget	2027 Projection	2027 vs 2026 Budget
64096 - Hairdressser Services	$28,780	$29,100	$29,100	$29,100	$0	$29,100	$0
65200 - Bank Charges	$40	$0	$0	$0	$0	$0	$0
Grand Total	**$28,820**	**$29,100**	**$29,100**	**$29,100**	**$0**	**$29,100**	**$0**

Net Levy

	2024 Actuals	2025 Budget	2025 Year End Projection	2026 Budget	2026 vs 2025 Budget	2027 Projection	2027 vs 2026 Budget
Lee Manor	($548,972)	($532,200)	($548,000)	($583,200)	($51,000)	($591,900)	($8,700)

Lee Manor - Other Accommodation Summary
2026 Budget

Revenues

	2024 Actuals	2025 Budget	2025 Year End Projection	2026 Budget	2026 vs 2025 Budget	2027 Projection	2027 vs 2026 Budget
49400 - Transfer From Reserve	$0	($10,000)	$0	($10,000)	$0	($10,000)	$0
51100 - Provincial Conditional Grant	($800,932)	($620,500)	($505,000)	($640,000)	($19,500)	($655,000)	($15,000)
51105 - Prov. Special Programs	($15,697)	($23,400)	($23,600)	($23,900)	($500)	($24,200)	($300)
51133 - Minor Capital Subsidy	$0	$0	$0	($91,000)	($91,000)	($91,000)	$0
51143 - Local Priorities Fund	($5,618)	$0	$0	$0	$0	$0	$0
54080 - Receipts From Basic	($1,460,688)	($1,433,500)	($1,466,300)	($1,460,000)	($26,500)	($1,481,900)	($21,900)
54083 - Receipts From Private	($590,794)	($528,700)	($642,000)	($550,000)	($21,300)	($558,300)	($8,300)
54084 - Receipts From Semi	($1,306,868)	($1,277,500)	($1,297,800)	($1,300,000)	($22,500)	($1,319,500)	($19,500)
Grand Total	**($4,180,598)**	**($3,893,600)**	**($3,934,700)**	**($4,074,900)**	**($181,300)**	**($4,139,900)**	**($65,000)**

Salaries and Benefits

	2024 Actuals	2025 Budget	2025 Year End Projection	2026 Budget	2026 vs 2025 Budget	2027 Projection	2027 vs 2026 Budget
61000 - Salaries and Wages	$2,760,348	$2,685,400	$2,725,800	$2,673,300	($12,100)	$2,757,000	$83,700
61003 - Overtime Wages	$59,487	$0	$27,700	$0	$0	$0	$0
61009 - Salary Recoveries	($1,686)	$0	$0	$0	$0	$0	$0
61220 - CPP	$147,820	$132,700	$156,600	$144,400	$11,700	$149,900	$5,500
61221 - EI	$55,673	$47,800	$58,800	$49,700	$1,900	$51,000	$1,300
61222 - WSIB Premiums	$71,502	$61,900	$65,800	$67,200	$5,300	$69,400	$2,200
61223 - OMERS	$216,551	$204,500	$219,600	$206,200	$1,700	$206,100	($100)
61224 - EHT	$55,261	$48,700	$55,800	$52,500	$3,800	$54,000	$1,500
61225 - Group Benefits	$233,515	$282,800	$245,500	$285,200	$2,400	$309,500	$24,300

	2024 Actuals	2025 Budget	2025 Year End Projection	2026 Budget	2026 vs 2025 Budget	2027 Projection	2027 vs 2026 Budget
61228 - Boot Allowance	$1,181	$0	$600	$0	$0	$0	$0
61260 - Service Awards	$3,954	$1,600	$300	$5,000	$3,400	$5,000	$0
Grand Total	**$3,603,606**	**$3,465,400**	**$3,556,500**	**$3,483,500**	**$18,100**	**$3,601,900**	**$118,400**

Other Expenses

	2024 Actuals	2025 Budget	2025 Year End Projection	2026 Budget	2026 vs 2025 Budget	2027 Projection	2027 vs 2026 Budget
63010 - Association/Membership Fees	$16,127	$28,200	$21,700	$27,700	($500)	$27,700	$0
63030 - Copying & Printing	$6,472	$8,000	$8,000	$8,000	$0	$8,000	$0
63041 - Computer Purchase	$26	$0	$500	$0	$0	$0	$0
63042 - Equip/Furniture Purchases	$4,397	$11,900	$45,900	$11,900	$0	$11,900	$0
63051 - Telephone	$16,711	$13,000	$0	$6,000	($7,000)	$6,200	$200
63052 - Cellular	$5,970	$8,100	$8,100	$9,000	$900	$9,000	$0
63060 - Office & Charting Supplies	$19,720	$20,000	$20,000	$20,000	$0	$20,000	$0
63063 - Postage/Courier/Freight	$2,349	$3,100	$3,100	$3,100	$0	$3,100	$0
63067 - Resident Life Improvements	$0	$10,000	$0	$10,000	$0	$10,000	$0
63070 - Other Materials & Services	$17,383	$15,500	$30,100	$15,500	$0	$15,500	$0
63300 - Staff Training and Development	$6,619	$5,900	$8,700	$14,000	$8,100	$16,000	$2,000
63310 - Travel & Meal Expenses	$2,071	$2,600	$2,200	$2,600	$0	$2,600	$0
63401 - Cleaning Supplies	$58,216	$66,000	$64,300	$68,000	$2,000	$68,000	$0
63402 - Chemicals	$26,539	$41,200	$39,200	$42,400	$1,200	$42,400	$0
63403 - Maintenance of Buildings	$69,443	$66,000	$66,000	$66,000	$0	$66,000	$0
63419 - Waste Disposal	$40,571	$36,000	$44,000	$54,800	$18,800	$54,800	$0
63440 - Heat	$86,130	$91,400	$95,000	$96,900	$5,500	$96,900	$0
63441 - Hydro	$209,566	$216,400	$226,000	$229,400	$13,000	$229,400	$0
63442 - Water/Sewage	$66,667	$65,700	$67,000	$69,600	$3,900	$69,600	$0
63450 - Maintenance of Equipment	$44,195	$46,000	$46,000	$46,000	$0	$46,000	$0

	2024 Actuals	2025 Budget	2025 Year End Projection	2026 Budget	2026 vs 2025 Budget	2027 Projection	2027 vs 2026 Budget
63485 - Maintenance of Grounds	$7,512	$8,500	$7,500	$8,500	$0	$8,500	$0
63486 - Snow Removal	$24,393	$30,000	$30,000	$30,000	$0	$30,000	$0
63508 - Paper Supplies	$46,807	$40,600	$45,600	$41,200	$600	$41,200	$0
63520 - Linen	$22,951	$20,800	$20,800	$25,000	$4,200	$25,000	$0
63522 - Cable TV Expense	$26,643	$47,000	$30,000	$47,000	$0	$47,000	$0
63523 - Dishes	$10,115	$10,000	$10,000	$10,000	$0	$10,000	$0
63530 - Cable TV Recovery	($43,633)	($47,000)	($30,000)	($47,000)	$0	($47,000)	$0
63531 - Other Expenditure Recovery	($52,408)	($31,000)	($1,000)	($31,000)	$0	($31,000)	$0
64020 - Computer Support/Maintenance	$115,096	$211,700	$151,000	$187,100	($24,600)	$187,100	$0
64027 - Internet Network Services	$0	$0	$0	$7,700	$7,700	$7,800	$100
64100 - Legal Fees	$62,605	$40,000	$68,000	$20,000	($20,000)	$20,000	$0
64101 - Audit Fees	$0	$0	$1,900	$0	$0	$0	$0
64102 - Professional & Consulting Fees	$19,700	$20,000	$12,000	$20,000	$0	$20,000	$0
64120 - Purchased Service	$33,463	$31,800	$31,800	$31,800	$0	$31,800	$0
65110 - Insurance	$169,369	$184,600	$182,600	$197,800	$13,200	$211,400	$13,600
67000 - Interfunc. Admin Charges	$366,436	$328,400	$300,000	$339,900	$11,500	$355,300	$15,400
67013 - Interfunc. Audit Fees	$11,183	$11,300	$11,300	$14,200	$2,900	$14,800	$600
67014 - Interfunc. IS Costs	$141,000	$156,400	$156,400	$189,200	$32,800	$195,200	$6,000
67023 - Interfunc. Laundry	($10,000)	($10,000)	($10,000)	($10,000)	$0	($10,000)	$0
69100 - Transfer to Reserves	$5,200	$23,400	$0	$23,400	$0	$23,400	$0
Grand Total	**$1,655,604**	**$1,831,500**	**$1,813,700**	**$1,905,700**	**$74,200**	**$1,943,600**	**$37,900**

Net Levy

	2024 Actuals	2025 Budget	2025 Year End Projection	2026 Budget	2026 vs 2025 Budget	2027 Projection	2027 vs 2026 Budget
Lee Manor	$1,078,612	$1,403,300	$1,435,500	$1,314,300	($89,000)	$1,405,600	$91,300

Lee Manor Terrace
Raw Rood - Dietary Operating
Operating Summary
2026 Budget

Revenues

	2024 Actuals	2025 Budget	2025 Year End Projection	2026 Budget	2026 vs 2025 Budget	2027 Projection	2027 vs 2026 Budget
51100 - Provincial Conditional Grant	($702,595)	($723,800)	($730,800)	($744,100)	($20,300)	($755,200)	($11,100)
51105 - Prov. Special Programs	($3,202)	($4,800)	($4,800)	($4,900)	($100)	($4,900)	$0
51143 - Local Priorities Fund	($1,124)	$0	$0	$0	$0	$0	$0
Grand Total	**($706,921)**	**($728,600)**	**($735,600)**	**($749,000)**	**($20,400)**	**($760,100)**	**($11,100)**

Other Expenses

	2024 Actuals	2025 Budget	2025 Year End Projection	2026 Budget	2026 vs 2025 Budget	2027 Projection	2027 vs 2026 Budget
63504 - Raw Food	$740,473	$766,100	$766,100	$786,500	$20,400	$797,600	$11,100
Grand Total	**$740,473**	**$766,100**	**$766,100**	**$786,500**	**$20,400**	**$797,600**	**$11,100**

Net Levy

	2024 Actuals	2025 Budget	2025 Year End Projection	2026 Budget	2026 vs 2025 Budget	2027 Projection	2027 vs 2026 Budget
Lee Manor	$33,552	$37,500	$30,500	$37,500	$0	$37,500	$0

Lee Manor
Nursing & Personal Care Summary - Operating
2026 Budget

Revenues

	2024 Actuals	2025 Budget	2025 Year End Projection	2026 Budget	2026 vs 2025 Budget	2027 Projection	2027 vs 2026 Budget
51100 - Provincial Conditional Grant	($6,287,663)	($6,506,200)	($6,762,600)	($6,751,600)	($245,400)	($6,850,400)	($98,800)
51105 - Prov. Special Programs	($26,499)	($39,900)	($39,900)	($40,700)	($800)	($41,300)	($600)
51115 - Prov. High Needs Supplies& L	($137,850)	($281,500)	($145,000)	($281,500)	$0	($281,500)	$0
51118 - Provincial Physician Grant	($16,623)	($16,300)	($17,200)	($16,300)	$0	($16,300)	$0
51121 - Prov Condition Grant One Time	($2,500)	$0	$0	$0	$0	$0	$0
51128 - Provincial Conditional Grant	($11,821)	($20,400)	($23,300)	($20,400)	$0	($20,400)	$0
51129 - Global Level of Care Subsidy	($426,031)	($434,300)	($435,500)	($442,600)	($8,300)	($449,200)	($6,600)
51137 - Temporary Wage Enhancement PSW	($530,028)	($524,300)	($709,800)	($524,300)	$0	($524,300)	$0
51143 - Local Priorities Fund	($19,925)	$0	($4,600)	$0	$0	$0	$0
51189 - High Cost Sup and Svc Per Diem	($38,192)	($39,000)	($39,400)	($39,000)	$0	($39,000)	$0
Grand Total	**($7,497,133)**	**($7,861,900)**	**($8,177,300)**	**($8,116,400)**	**($254,500)**	**($8,222,400)**	**($106,000)**

Salaries and Benefits

	2024 Actuals	2025 Budget	2025 Year End Projection	2026 Budget	2026 vs 2025 Budget	2027 Projection	2027 vs 2026 Budget
61000 - Salaries and Wages	$7,464,298	$7,348,500	$7,827,800	$7,503,100	$154,600	$7,737,500	$234,400
61003 - Overtime Wages	$38,591	$0	$220,200	$0	$0	$0	$0
61009 - Salary Recoveries	($247,708)	$0	($167,900)	$0	$0	$0	$0

	2024 Actuals	2025 Budget	2025 Year End Projection	2026 Budget	2026 vs 2025 Budget	2027 Projection	2027 vs 2026 Budget
61220 - CPP	$391,918	$386,300	$432,000	$394,000	$7,700	$412,700	$18,700
61221 - EI	$147,515	$143,700	$161,900	$125,700	($18,000)	$129,300	$3,600
61222 - WSIB Premiums	$191,267	$163,300	$189,300	$186,300	$23,000	$192,700	$6,400
61223 - OMERS	$472,418	$535,000	$498,200	$592,600	$57,600	$600,100	$7,500
61224 - EHT	$146,409	$124,100	$148,700	$147,400	$23,300	$152,100	$4,700
61225 - Group Benefits	$454,763	$559,800	$579,200	$726,700	$166,900	$783,000	$56,300
Grand Total	**$9,059,468**	**$9,260,700**	**$9,889,400**	**$9,675,800**	**$415,100**	**$10,007,400**	**$331,600**

Other Expenses

	2024 Actuals	2025 Budget	2025 Year End Projection	2026 Budget	2026 vs 2025 Budget	2027 Projection	2027 vs 2026 Budget
63042 - Equip/Furniture Purchases	$41,041	$8,000	$8,000	$10,000	$2,000	$10,000	$0
63070 - Other Materials & Services	$9,000	$0	$0	$0	$0	$0	$0
63073 - Hi Intensity Needs-Claimable	$12,750	$15,000	$15,000	$15,000	$0	$15,000	$0
63300 - Staff Training and Development	$6,532	$5,000	$3,200	$1,000	($4,000)	$1,000	$0
63310 - Travel & Meal Expenses	$313	$1,900	$1,900	$1,900	$0	$1,900	$0
63450 - Maintenance of Equipment	$40,659	$50,400	$40,000	$50,400	$0	$50,400	$0
63500 - Home Physician	$33,721	$32,000	$32,000	$32,000	$0	$32,000	$0
63502 - Incontinent Supplies	$87,812	$83,800	$83,800	$90,000	$6,200	$90,000	$0
63503 - Medical Supplies	$134,625	$181,000	$181,000	$190,000	$9,000	$195,000	$5,000
63518 - Physician On Call	$61,195	$16,300	$85,000	$16,300	$0	$16,300	$0
63531 - Other Expenditure Recovery	($22,958)	($8,000)	($20,000)	($8,000)	$0	($8,000)	$0
64020 - Computer Support/Maintenance	$4,582	$0	$93,100	$0	$0	$0	$0
64102 - Professional & Consulting Fees	$406	$0	$0	$0	$0	$0	$0
64200 - Contracted Services	$0	$0	$0	$58,500	$58,500	$58,500	$0
69100 - Transfer to Reserves	$10,100	$39,900	$39,900	$40,500	$600	$40,500	$0

	2024 Actuals	2025 Budget	2025 Year End Projection	2026 Budget	2026 vs 2025 Budget	2027 Projection	2027 vs 2026 Budget
Grand Total	**$419,779**	**$425,300**	**$562,900**	**$497,600**	**$72,300**	**$502,600**	**$5,000**

Net Levy

	2024 Actuals	2025 Budget	2025 Year End Projection	2026 Budget	2026 vs 2025 Budget	2027 Projection	2027 vs 2026 Budget
Lee Manor	$1,982,114	$1,824,100	$2,275,000	$2,057,000	$232,900	$2,287,600	$230,600

Lee Manor
Programs & Support Services Summary - Operating
2026 Budget

Revenues

	2024 Actuals	2025 Budget	2025 Year End Projection	2026 Budget	2026 vs 2025 Budget	2027 Projection	2027 vs 2026 Budget
51100 - Provincial Conditional Grant	($729,478)	($743,600)	($742,500)	($756,200)	($12,600)	($767,300)	($11,100)
51105 - Prov. Special Programs	($3,160)	($4,800)	($4,700)	($4,800)	$0	($4,900)	($100)
51142 - Resident Health Well Being Fund	($13,260)	$0	$0	$0	$0	$0	$0
51143 - Local Priorities Fund	($1,234)	$0	$0	$0	$0	$0	$0
54050 - Donations	($3,825)	$0	$0	$0	$0	$0	$0
54070 - Miscellaneous	($7,438)	$0	$0	$0	$0	$0	$0
Grand Total	**($758,395)**	**($748,400)**	**($747,200)**	**($761,000)**	**($12,600)**	**($772,200)**	**($11,200)**

Salaries and Benefits

	2024 Actuals	2025 Budget	2025 Year End Projection	2026 Budget	2026 vs 2025 Budget	2027 Projection	2027 vs 2026 Budget
61000 - Salaries and Wages	$534,834	$570,500	$518,600	$686,100	$115,600	$706,500	$20,400
61003 - Overtime Wages	$0	$0	$9,000	$0	$0	$0	$0
61220 - CPP	$24,629	$29,400	$27,900	$38,700	$9,300	$40,500	$1,800
61221 - EI	$8,582	$10,400	$10,900	$13,100	$2,700	$13,500	$400
61222 - WSIB Premiums	$11,546	$13,500	$12,800	$18,300	$4,800	$18,800	$500
61223 - OMERS	$48,638	$40,400	$28,700	$50,500	$10,100	$50,500	$0
61224 - EHT	$9,291	$11,000	$9,500	$14,100	$3,100	$14,500	$400
61225 - Group Benefits	$59,269	$81,000	$66,200	$83,800	$2,800	$90,800	$7,000
Grand Total	**$696,789**	**$756,200**	**$683,600**	**$904,600**	**$148,400**	**$935,100**	**$30,500**

Other Expenses

	2024 Actuals	2025 Budget	2025 Year End Projection	2026 Budget	2026 vs 2025 Budget	2027 Projection	2027 vs 2026 Budget
63042 - Equip/Furniture Purchases	$334	$800	$400	$800	$0	$800	$0
63046 - BSO Equipment & Supplies	$513	$500	$500	$500	$0	$500	$0
63070 - Other Materials & Services	$4,710	$0	$0	$0	$0	$0	$0
63300 - Staff Training and Development	$1,929	$1,500	$1,500	$1,500	$0	$1,500	$0
63310 - Travel & Meal Expenses	$45	$300	$200	$300	$0	$300	$0
63504 - Raw Food	$121	$1,000	$1,000	$1,000	$0	$1,000	$0
63505 - Recreation Supplies	$8,817	$9,500	$5,000	$9,500	$0	$9,500	$0
63507 - Outside Services	$9,063	$12,000	$12,000	$12,000	$0	$12,000	$0
63759 - Volunteer Services	$1,604	$2,000	$1,500	$2,000	$0	$2,000	$0
64110 - Physiotherapy	$124,282	$124,600	$0	$124,600	$0	$124,600	$0
64120 - Purchased Service	$86,082	$89,900	$5,000	$27,000	($62,900)	$27,000	$0
69100 - Transfer to Reserves	$4,925	$4,800	$4,800	$4,800	$0	$4,800	$0
Grand Total	**$242,426**	**$246,900**	**$31,900**	**$184,000**	**($62,900)**	**$184,000**	**$0**

Net Levy

	2024 Actuals	2025 Budget	2025 Year End Projection	2026 Budget	2026 vs 2025 Budget	2027 Projection	2027 vs 2026 Budget
Lee Manor	$180,819	$254,700	($31,700)	$327,600	$72,900	$346,900	$19,300

Lee Manor
RN-RPN-PSW Increased Staffing Supplement Summary - Operating
2026 Budget

Revenues

	2024 Actuals	2025 Budget	2025 Year End Projection	2026 Budget	2026 vs 2025 Budget	2027 Projection	2027 vs 2026 Budget
51100 - Provincial Conditional Grant	($2,756,516)	($3,279,600)	($3,300,700)	($3,375,200)	($95,600)	($3,477,300)	($102,100)
Grand Total	**($2,756,516)**	**($3,279,600)**	**($3,300,700)**	**($3,375,200)**	**($95,600)**	**($3,477,300)**	**($102,100)**

Salaries and Benefits

	2024 Actuals	2025 Budget	2025 Year End Projection	2026 Budget	2026 vs 2025 Budget	2027 Projection	2027 vs 2026 Budget
61000 - Salaries and Wages	$1,622,277	$2,604,600	$2,525,000	$3,027,600	$423,000	$3,115,500	$87,900
61003 - Overtime Wages	$462,576	$0	$300,000	$0	$0	$0	$0
61220 - CPP	$110,209	$142,700	$120,000	$147,600	$4,900	$153,900	$6,300
61221 - EI	$36,594	$54,200	$53,000	$56,600	$2,400	$58,300	$1,700
61222 - WSIB Premiums	$54,393	$57,900	$61,000	$68,600	$10,700	$71,000	$2,400
61223 - OMERS	$197,088	$160,000	$95,000	$0	($160,000)	$0	$0
61224 - EHT	$41,163	$50,600	$46,700	$52,000	$1,400	$53,800	$1,800
61225 - Group Benefits	$151,013	$209,600	$100,000	$22,800	($186,800)	$24,800	$2,000
Grand Total	**$2,675,314**	**$3,279,600**	**$3,300,700**	**$3,375,200**	**$95,600**	**$3,477,300**	**$102,100**

Other Expenses

	2024 Actuals	2025 Budget	2025 Year End Projection	2026 Budget	2026 vs 2025 Budget	2027 Projection	2027 vs 2026 Budget
64120 - Purchased Service	$81,202	$0	$0	$0	$0	$0	$0
Grand Total	**$81,202**	**$0**	**$0**	**$0**	**$0**	**$0**	**$0**

Net Levy

	2024 Actuals	2025 Budget	2025 Year End Projection	2026 Budget	2026 vs 2025 Budget	2027 Projection	2027 vs 2026 Budget
Lee Manor	$0	$0	$0	$0	$0	$0	$0

Lee Manor
Allied Health Professional Staffing Supplement Summary - Operating
2026 Budget

Revenues

	2024 Actuals	2025 Budget	2025 Year End Projection	2026 Budget	2026 vs 2025 Budget	2027 Projection	2027 vs 2026 Budget
51100 - Provincial Conditional Grant	($254,821)	($290,400)	($313,800)	($313,100)	($22,700)	($317,800)	($4,700)
Grand Total	**($254,821)**	**($290,400)**	**($313,800)**	**($313,100)**	**($22,700)**	**($317,800)**	**($4,700)**

Salaries and Benefits

	2024 Actuals	2025 Budget	2025 Year End Projection	2026 Budget	2026 vs 2025 Budget	2027 Projection	2027 vs 2026 Budget
61000 - Salaries and Wages	$185,857	$225,600	$75,400	$252,000	$26,400	$255,100	$3,100
61003 - Overtime Wages	$6,087	$0	$0	$0	$0	$0	$0
61220 - CPP	$13,357	$9,200	$4,200	$10,400	$1,200	$11,200	$800
61221 - EI	$5,135	$3,000	$1,300	$2,900	($100)	$2,900	$0
61222 - WSIB Premiums	$6,113	$4,700	$1,200	$2,800	($1,900)	$2,900	$100
61223 - OMERS	$15,025	$15,400	$7,800	$22,300	$6,900	$22,400	$100
61224 - EHT	$4,920	$3,500	$1,600	$4,400	$900	$4,400	$0
61225 - Group Benefits	$18,327	$29,000	$7,800	$12,500	($16,500)	$13,800	$1,300
Grand Total	**$254,821**	**$290,400**	**$99,300**	**$307,300**	**$16,900**	**$312,700**	**$5,400**

Other Expenses

	2024 Actuals	2025 Budget	2025 Year End Projection	2026 Budget	2026 vs 2025 Budget	2027 Projection	2027 vs 2026 Budget
64110 - Physiotherapy	$0	$0	$124,600	$0	$0	$0	$0
64120 - Purchased Service	$0	$0	$89,900	$0	$0	$0	$0
Grand Total	**$0**	**$0**	**$214,500**	**$0**	**$0**	**$0**	**$0**

Net Levy

	2024 Actuals	2025 Budget	2025 Year End Projection	2026 Budget	2026 vs 2025 Budget	2027 Projection	2027 vs 2026 Budget
Lee Manor	$0	$0	$0	($5,800)	($5,800)	($5,100)	$700

Lee Manor
Supporting Professional Growth Staffing Supplement Summary - Operating 2026 Budget

Revenues

	2024 Actuals	2025 Budget	2025 Year End Projection	2026 Budget	2026 vs 2025 Budget	2027 Projection	2027 vs 2026 Budget
51100 - Provincial Conditional Grant	($4,503)	($20,000)	($27,400)	($26,000)	($6,000)	($26,000)	$0
Grand Total	**($4,503)**	**($20,000)**	**($27,400)**	**($26,000)**	**($6,000)**	**($26,000)**	**$0**

Salaries and Benefits

	2024 Actuals	2025 Budget	2025 Year End Projection	2026 Budget	2026 vs 2025 Budget	2027 Projection	2027 vs 2026 Budget
61000 - Salaries and Wages	$0	$0	$6,100	$0	$0	$0	$0
61220 - CPP	$0	$0	$300	$0	$0	$0	$0
61221 - EI	$0	$0	$100	$0	$0	$0	$0
61222 - WSIB Premiums	$0	$0	$200	$0	$0	$0	$0
61223 - OMERS	$0	$0	$300	$0	$0	$0	$0
61224 - EHT	$0	$0	$200	$0	$0	$0	$0
61225 - Group Benefits	$0	$0	$600	$0	$0	$0	$0
Grand Total	**$0**	**$0**	**$7,800**	**$0**	**$0**	**$0**	**$0**

Other Expenses

	2024 Actuals	2025 Budget	2025 Year End Projection	2026 Budget	2026 vs 2025 Budget	2027 Projection	2027 vs 2026 Budget
63300 - Staff Training and Development	$4,503	$20,000	$19,700	$26,000	$6,000	$26,000	$0
Grand Total	**$4,503**	**$20,000**	**$19,700**	**$26,000**	**$6,000**	**$26,000**	**$0**

Net Levy

	2024 Actuals	2025 Budget	2025 Year End Projection	2026 Budget	2026 vs 2025 Budget	2027 Projection	2027 vs 2026 Budget
Lee Manor	$0	$0	$100	$0	$0	$0	$0

Lee Manor
OA - IPAC Summary - Operating
2026 Budget

Revenues

	2024 Actuals	2025 Budget	2025 Year End Projection	2026 Budget	2026 vs 2025 Budget	2027 Projection	2027 vs 2026 Budget
51136 - IPAC Personnel & Training	($129,450)	($140,900)	($179,100)	($179,000)	($38,100)	($179,000)	$0
Grand Total	**($129,450)**	**($140,900)**	**($179,100)**	**($179,000)**	**($38,100)**	**($179,000)**	**$0**

Salaries and Benefits

	2024 Actuals	2025 Budget	2025 Year End Projection	2026 Budget	2026 vs 2025 Budget	2027 Projection	2027 vs 2026 Budget
61000 - Salaries and Wages	$95,752	$102,700	$108,900	$109,000	$6,300	$109,000	$0
61003 - Overtime Wages	$61	$0	$0	$0	$0	$0	$0
61220 - CPP	$5,541	$4,300	$6,300	$4,300	$0	$4,300	$0
61221 - EI	$1,872	$1,300	$2,100	$1,300	$0	$1,300	$0
61222 - WSIB Premiums	$2,220	$2,700	$2,800	$2,800	$100	$2,800	$0
61223 - OMERS	$10,609	$11,200	$12,000	$12,100	$900	$12,100	$0
61224 - EHT	$1,878	$2,000	$2,100	$2,100	$100	$2,100	$0
61225 - Group Benefits	$10,769	$14,500	$12,300	$14,900	$400	$14,900	$0
Grand Total	**$128,702**	**$138,700**	**$146,500**	**$146,500**	**$7,800**	**$146,500**	**$0**

Other Expenses

	2024 Actuals	2025 Budget	2025 Year End Projection	2026 Budget	2026 vs 2025 Budget	2027 Projection	2027 vs 2026 Budget
63010 - Association/Membership Fees	$152	$200	$200	$200	$0	$200	$0
63300 - Staff Training and Development	$97	$1,000	$800	$1,000	$0	$1,000	$0

	2024 Actuals	2025 Budget	2025 Year End Projection	2026 Budget	2026 vs 2025 Budget	2027 Projection	2027 vs 2026 Budget
63310 - Travel & Meal Expenses	$238	$1,000	$300	$1,000	$0	$1,000	$0
64803 - COVID-19 Contracted Services	$261	$0	$0	$0	$0	$0	$0
Grand Total	**$748**	**$2,200**	**$1,300**	**$2,200**	**$0**	**$2,200**	**$0**

Net Levy

	2024 Actuals	2025 Budget	2025 Year End Projection	2026 Budget	2026 vs 2025 Budget	2027 Projection	2027 vs 2026 Budget
Lee Manor	$0	$0	($31,300)	($30,300)	($30,300)	($30,300)	$0

Lee Manor
Capital Summary
2026 Budget

Revenues

	2024 Actuals	2025 Budget	2025 Year End Projection	2026 Budget	2026 vs 2025 Budget	2027 Projection	2027 vs 2026 Budget
49400 - Transfer From Reserve	($356,882)	($600,400)	($600,400)	($1,692,500)	($1,092,100)	($491,800)	$1,200,700
51133 - Minor Capital Subsidy	($96,889)	($180,000)	($180,000)	($180,000)	$0	($180,000)	$0
Grand Total	**($453,771)**	**($780,400)**	**($780,400)**	**($1,872,500)**	**($1,092,100)**	**($671,800)**	**$1,200,700**

Other Expenses

	2024 Actuals	2025 Budget	2025 Year End Projection	2026 Budget	2026 vs 2025 Budget	2027 Projection	2027 vs 2026 Budget
63041 - Computer Purchase	$42,026	$20,000	$20,000	$18,000	($2,000)	$15,000	($3,000)
63042 - Equip/Furniture Purchases	$224,654	$197,500	$197,500	$216,500	$19,000	$141,000	($75,500)
63403 - Maintenance of Buildings	$398,935	$783,600	$783,600	$1,836,400	$1,052,800	$752,200	($1,084,200)
64429 - Site Maintenance	$0	$0	$0	$30,000	$30,000	$0	($30,000)
Grand Total	**$665,615**	**$1,001,100**	**$1,001,100**	**$2,100,900**	**$1,099,800**	**$908,200**	**($1,192,700)**

Net Levy

	2024 Actuals	2025 Budget	2025 Year End Projection	2026 Budget	2026 vs 2025 Budget	2027 Projection	2027 vs 2026 Budget
Lee Manor	$211,844	$220,700	$220,700	$228,400	$7,700	$236,400	$8,000

Lee Manor Capital Projects - Total Expenditures

	2026	2027	2028	2029	2030	2031	2032	2033	2034	2035	10 Year Total
LLL-0001 - High-Low Beds/Mattresses	$37,000	$37,500	$38,000	$38,500	$39,000	$39,500	$40,000	$40,500	$41,000	$41,500	$392,500
LLL-0002 - Home Enhancements	$23,500	$24,000	$24,500	$25,000	$25,500	$26,000	$26,500	$27,000	$27,500	$28,000	$257,500
LLL-0003 - Resident Lifts	$29,000	$29,500	$30,000	$30,500	$31,000	$31,500	$32,000	$32,500	$33,000	$33,500	$312,500
LLL-0004 - Information Technology	$18,000	$15,000	$22,000	$35,000	$15,000	$20,000	$15,000	$25,000	$20,000	$25,000	$210,000
LLL-0005 - Dietary Equipment	$45,000	$40,000	$20,000	$35,000	$45,000	$20,000	$10,000	$130,000	$20,000	$20,000	$385,000
LLL-0006 - Floor Replacement	$215,000	$17,200	$17,500	$17,900	$18,500	$233,000	$19,000	$19,500	$162,500	$20,000	$740,100
LLL-0008 - Whirlpool Tubs	$135,000	$0	$0	$0	$0	$0	$0	$0	$0	$135,000	$270,000
LLL-0009 - Camera Replacement	$0	$0	$0	$60,000	$0	$0	$0	$0	$0	$0	$60,000
LLL-0010 - Draperies/Blinds	$0	$0	$0	$0	$0	$20,000	$20,000	$20,000	$0	$0	$60,000
LLL-0011 - Floor Cleaning Equipment Replacement	$0	$0	$0	$0	$0	$0	$0	$15,000	$0	$0	$15,000
LLL-0012 - Resident Home Area Furniture	$52,000	$0	$0	$0	$0	$0	$0	$0	$0	$0	$52,000
LLL-0013 - Roofing System	$25,000	$225,000	$0	$0	$0	$0	$0	$0	$0	$0	$250,000
LLL-0014 - Hot Water Heat Exchanger and Filter Replacement	$17,900	$0	$0	$0	$0	$0	$0	$0	$0	$0	$17,900
LLL-0015 - Driveway and Sidewalk Repair/Additions	$0	$0	$0	$585,000	$0	$0	$0	$0	$0	$0	$585,000
LLL-0016 - Furniture- Resident Lounges and Dining Rooms	$0	$0	$0	$0	$0	$0	$36,500	$0	$0	$0	$36,500

	2026	2027	2028	2029	2030	2031	2032	2033	2034	2035	10 Year Total
LLL-0020 - Refurbishment of Resident Common Area and Staff Area on Main Floor	$25,000	$0	$25,000	$102,000	$0	$0	$0	$0	$0	$0	$152,000
LLL-0022 - Wander Guard Replacement	$55,000	$0	$0	$0	$0	$0	$0	$0	$0	$0	$55,000
LLL-0024 - Nurse Call System Replacement	$150,000	$0	$0	$0	$0	$0	$0	$0	$0	$0	$150,000
LLL-0025 - Exterior Windows	$300,000	$300,000	$300,000	$0	$0	$0	$0	$0	$0	$0	$900,000
LLL-0026 - Hot Water Recirculation System	$109,700	$0	$0	$0	$0	$0	$0	$0	$0	$0	$109,700
LLL-0027 - Storm Sump Pumps	$0	$0	$0	$0	$0	$0	$0	$0	$30,000	$0	$30,000
LLL-0028 - Fencing Repairs	$30,000	$0	$0	$0	$0	$0	$0	$0	$0	$0	$30,000
LLL-0029 - Replacement of Split Air Conditioning Systems	$20,000	$0	$0	$0	$0	$0	$0	$0	$0	$0	$20,000
LLL-0030 - Emergency Generator Re-furbishment	$9,800	$0	$0	$0	$0	$0	$0	$0	$0	$0	$9,800
LLL-0031 - Dryer	$0	$10,000	$0	$0	$10,500	$10,500	$0	$10,500	$0	$0	$41,500
LLL-0032 - Rubber treads and Linoleum Landings - Stairwells	$0	$30,000	$0	$0	$0	$0	$0	$0	$0	$0	$30,000
LLL-0033 - Tractor Replacement	$0	$0	$0	$0	$55,000	$0	$0	$0	$0	$0	$55,000
LLL-0034 - Hydronic Pumps and Variable Speed Drives	$0	$0	$0	$0	$45,000	$0	$0	$0	$0	$0	$45,000
LLL-0035 - Blanket/Towel	$0	$0	$0	$0	$15,500	$10,500	$0	$0	$0	$0	$26,000

	2026	2027	2028	2029	2030	2031	2032	2033	2034	2035	10 Year Total
Warmers											
LLL-0036 - Door Keypad Replacement	$0	$0	$0	$0	$0	$15,000	$0	$0	$0	$0	$15,000
LLL-0037 - Replacement of Fire Alarm System - Detectors and Warning Devices	$0	$0	$0	$0	$0	$0	$30,000	$0	$0	$0	$30,000
LLL-0038 - Transfer To Reserve (BCA) Capital Asset Repairs & Replacement	$0	$0	$0	$0	$0	$0	$51,900	$0	$0	$6,900	$58,800
LLL-0039 - Building Automation System	$140,000	$0	$0	$0	$0	$0	$0	$0	$0	$0	$140,000
LLL-0040 - Nursing Station Remodel	$30,000	$0	$0	$0	$0	$0	$0	$0	$0	$0	$30,000
LLL-0041 - Replacement of Air Makeup System	$424,000	$0	$0	$0	$0	$0	$0	$0	$0	$0	$424,000
LLL-0043 - Balustrades, Screens and Interior Railing - Pipe and Tube Railings	$0	$0	$0	$0	$0	$0	$0	$0	$325,000	$0	$325,000
LLL-0044 - Concrete Block Retaining Wall	$0	$0	$0	$0	$0	$0	$0	$0	$30,000	$0	$30,000
LLL-0045 - Electrical Distribution Panels	$0	$0	$0	$0	$0	$0	$0	$0	$38,100	$0	$38,100
LLL-0046 - Interior Windows	$0	$0	$0	$0	$0	$0	$0	$0	$12,500	$0	$12,500
LLL-0047 - Utility Shed Replacements	$0	$0	$0	$0	$0	$0	$0	$0	$10,000	$0	$10,000
LLL-0049 - Evacuation Equipment	$30,000	$0	$0	$0	$0	$0	$0	$0	$0	$0	$30,000
Grand Total	**$1,920,900**	**$728,200**	**$477,000**	**$928,900**	**$300,000**	**$426,000**	**$280,900**	**$320,000**	**$749,600**	**$309,900**	**$6,441,400**

Rockwood Terrace

Operating

The Rockwood Terrace operating, and capital budget has a net levy requirement of $2,997,000, an increase of $218,600 over 2025. The proposed levy is a result of additional provincial funding to maintain our operational needs with employee compensation/retention, operating with increased supply charges and maintaining an aging building.

Capital

The capital budget at Rockwood Terrace is challenging to predict. There is a need to provide a safe, comfortable environment while balancing spending against the known future redevelopment project. Projects such as windows, flooring and plumbing are budgeted and completed on a flexible schedule which allows for the most imminent needs to be met. Depending on the time of redevelopment and construction delays, projects may be realigned in future years. Redevelopment must be completed by 2026 therefore capital needs for the current Rockwood Terrace have not been projected beyond 2026. The net levy requirement for 2026 is $165,100, an increase of $5,600 levy from the approved 2025 budget.

County of Grey
Rockwood Terrace
2026 Budget Net Department Requirement Summary

Rockwood Terrace Operating Summary

	2024 Actuals	2025 Budget	2025 Year End Projection	2026 Budget	2026 vs 2025 Budget	2027 Projection	2027 vs 2026 Budget
Rockwood Terrace - Allied Health Professionals	$0	$0	$0	$44,800	$44,800	$47,400	$2,600
Rockwood Terrace - General Revenue	($289,108)	($279,100)	($285,000)	($282,300)	($3,200)	($1,347,000)	($1,064,700)
Rockwood Terrace - Increased Staffing	$0	$0	$100	$46,200	$46,200	($29,100)	($75,300)
Rockwood Terrace - IPAC	$0	$9,500	($4,800)	$4,300	($5,200)	$9,700	$5,400
Rockwood Terrace - Nursing & Personal Care	$1,058,381	$1,386,900	$1,294,200	$1,731,800	$344,900	$2,782,700	$1,050,900
Rockwood Terrace - Other Accommodation	$837,184	$1,298,500	$1,262,200	$1,089,100	($209,400)	$1,686,000	$596,900
Rockwood Terrace - Programs Summary	$84,766	$177,900	$177,800	$152,800	($25,100)	$310,000	$157,200
Rockwood Terrace - Raw Food - Dietary	$31,909	$25,200	$9,800	$45,200	$20,000	($44,600)	($89,800)
Rockwood Terrace - Supporting Professional Growth	$0	$0	$0	$0	$0	$0	$0
Grand Total	**$1,723,133**	**$2,618,900**	**$2,454,300**	**$2,831,900**	**$213,000**	**$3,415,100**	**$583,200**

Rockwood Terrace Capital Summary

	2024 Actuals	2025 Budget	2025 Year End Projection	2026 Budget	2026 vs 2025 Budget	2027 Projection	2027 vs 2026 Budget
OA - Minor Capital Subsidy	$0	$0	$0	$0	$0	$0	$0
Other Accommodation = Administration	$25,677	$159,500	$159,500	$165,100	$5,600	$217,800	$52,700
Grand Total	**$25,677**	**$159,500**	**$159,500**	**$165,100**	**$5,600**	**$217,800**	**$52,700**

Rockwood Terrace Operating and Capital Combined Summary

	2024 Actuals	2025 Budget	2025 Year End Projection	2026 Budget	2026 vs 2025 Budget	2027 Projection	2027 vs 2026 Budget
1 - Operating Fund	$1,723,133	$2,618,900	$2,454,300	$2,831,900	$213,000	$3,415,100	$583,200
2 - Capital Fund	$25,677	$159,500	$159,500	$165,100	$5,600	$217,800	$52,700

	2024 Actuals	2025 Budget	2025 Year End Projection	2026 Budget	2026 vs 2025 Budget	2027 Projection	2027 vs 2026 Budget
Grand Total	**$1,748,810**	**$2,778,400**	**$2,613,800**	**$2,997,000**	**$218,600**	**$3,632,900**	**$635,900**

Rockwood Terrace
General Revenue - Operating
Operating Summary
2026 Budget

Revenues

	2024 Actuals	2025 Budget	2025 Year End Projection	2026 Budget	2026 vs 2025 Budget	2027 Projection	2027 vs 2026 Budget
51100 - Provincial Conditional Grant	($5,856)	$0	$0	$0	$0	$0	$0
54080 - Receipts From Basic	$0	$0	$0	$0	$0	($200,200)	($200,200)
54081 - Receipts From Pref. Private	($232,665)	($233,100)	($232,700)	($233,100)	$0	($236,600)	($3,500)
54082 - Receipts From Pref. Semi	($50,757)	($46,800)	($52,600)	($50,000)	($3,200)	($50,800)	($800)
54083 - Receipts From Private	$0	$0	$0	$0	$0	($1,644,600)	($1,644,600)
54084 - Receipts From Semi	$0	$0	$0	$0	$0	$784,400	$784,400
54096 - Receipts From Hairdresser	($29,542)	($26,800)	($26,800)	($26,800)	$0	($26,800)	$0
Grand Total	**($318,820)**	**($306,700)**	**($312,100)**	**($309,900)**	**($3,200)**	**($1,374,600)**	**($1,064,700)**

Other Expenses

	2024 Actuals	2025 Budget	2025 Year End Projection	2026 Budget	2026 vs 2025 Budget	2027 Projection	2027 vs 2026 Budget
64096 - Hairdressser Services	$29,513	$26,800	$26,800	$26,800	$0	$26,800	$0
65200 - Bank Charges	$200	$800	$300	$800	$0	$800	$0
Grand Total	**$29,713**	**$27,600**	**$27,100**	**$27,600**	**$0**	**$27,600**	**$0**

Net Levy

	2024 Actuals	2025 Budget	2025 Year End Projection	2026 Budget	2026 vs 2025 Budget	2027 Projection	2027 vs 2026 Budget
Rockwood Terrace	($289,108)	($279,100)	($285,000)	($282,300)	($3,200)	($1,347,000)	($1,064,700)

Rockwood Terrace - Other Accommodation Summary
2026 Budget

Revenues

	2024 Actuals	2025 Budget	2025 Year End Projection	2026 Budget	2026 vs 2025 Budget	2027 Projection	2027 vs 2026 Budget
49400 - Transfer From Reserve	$0	($10,000)	$0	($10,000)	$0	($10,000)	$0
49405 - From Reserve - One Time Fundin	$0	$0	$0	($800,000)	($800,000)	($211,900)	$588,100
51100 - Provincial Conditional Grant	($462,052)	($300,100)	($140,300)	($425,400)	($125,300)	($697,800)	($272,400)
51105 - Prov. Special Programs	($34,410)	($46,800)	($47,200)	($46,800)	$0	($46,800)	$0
51133 - Minor Capital Subsidy	$0	$0	$0	($55,600)	($55,600)	($55,600)	$0
51143 - Local Priorities Fund	($9,915)	$0	$0	$0	$0	$0	$0
54070 - Miscellaneous	($66)	$0	$0	$0	$0	$0	$0
54080 - Receipts From Basic	($1,062,141)	($1,020,700)	($1,122,000)	($1,075,000)	($54,300)	($1,091,100)	($16,100)
54083 - Receipts From Private	($754,470)	($755,900)	($755,000)	($755,900)	$0	($767,300)	($11,400)
54084 - Receipts From Semi	($369,891)	($341,300)	($375,000)	($375,000)	($33,700)	($380,700)	($5,700)
54087 - Spousal Reunification	($48,279)	($47,700)	($48,900)	($47,700)	$0	($47,700)	$0
Grand Total	**($2,741,224)**	**($2,522,500)**	**($2,488,400)**	**($3,591,400)**	**($1,068,900)**	**($3,308,900)**	**$282,500**

Salaries and Benefits

	2024 Actuals	2025 Budget	2025 Year End Projection	2026 Budget	2026 vs 2025 Budget	2027 Projection	2027 vs 2026 Budget
61000 - Salaries and Wages	$1,883,368	$1,935,600	$1,832,300	$2,250,600	$315,000	$2,699,100	$448,500
61003 - Overtime Wages	$5,744	$0	$15,500	$0	$0	$0	$0
61220 - CPP	$96,385	$94,700	$102,500	$116,600	$21,900	$144,000	$27,400
61221 - EI	$36,663	$33,500	[illegible]	$40,900	$7,400	$50,100	$9,200

	2024 Actuals	2025 Budget	2025 Year End Projection	2026 Budget	2026 vs 2025 Budget	2027 Projection	2027 vs 2026 Budget
61222 - WSIB Premiums	$47,228	$43,800	$41,900	$52,700	$8,900	$64,100	$11,400
61223 - OMERS	$156,781	$165,500	$215,400	$182,000	$16,500	$204,400	$22,400
61224 - EHT	$36,940	$35,300	$36,400	$43,900	$8,600	$52,800	$8,900
61225 - Group Benefits	$155,098	$173,000	$149,600	$194,200	$21,200	$212,100	$17,900
61228 - Boot Allowance	$0	$0	$500	$0	$0	$0	$0
61260 - Service Awards	$4,029	$3,000	$0	$3,500	$500	$3,600	$100
Grand Total	**$2,422,234**	**$2,484,400**	**$2,432,000**	**$2,884,400**	**$400,000**	**$3,430,200**	**$545,800**

Other Expenses

	2024 Actuals	2025 Budget	2025 Year End Projection	2026 Budget	2026 vs 2025 Budget	2027 Projection	2027 vs 2026 Budget
63000 - Advertising	$0	$500	$0	$1,500	$1,000	$500	($1,000)
63010 - Association/Membership Fees	$20,290	$18,200	$18,200	$20,100	$1,900	$24,500	$4,400
63030 - Copying & Printing	$7,980	$8,000	$8,000	$10,300	$2,300	$13,000	$2,700
63041 - Computer Purchase	$495	$0	$0	$0	$0	$0	$0
63042 - Equip/Furniture Purchases	$1,585	$2,000	$700	$4,000	$2,000	$0	($4,000)
63051 - Telephone	$14,323	$11,100	$0	$8,100	($3,000)	$8,300	$200
63052 - Cellular	$3,513	$8,000	$0	$8,000	$0	$8,000	$0
63060 - Office & Charting Supplies	$8,702	$11,000	$11,000	$12,000	$1,000	$16,400	$4,400
63063 - Postage/Courier/Freight	$799	$700	$1,000	$900	$200	$1,100	$200
63067 - Resident Life Improvements	$3,467	$10,000	$10,000	$10,000	$0	$10,000	$0
63070 - Other Materials & Services	$13,159	$14,000	$12,700	$12,400	($1,600)	$15,500	$3,100
63300 - Staff Training and Development	$1,803	$6,600	$5,600	$8,100	$1,500	$8,200	$100
63310 - Travel & Meal Expenses	$4,138	$4,200	$4,700	$6,400	$2,200	$6,500	$100
63401 - Cleaning Supplies	$39,725	$47,000	$47,000	$57,800	$10,800	$59,200	$1,400
63402 - Chemicals	$34,020	$34,000	$36,000	$39,500	$5,500	$56,000	$16,500

	2024 Actuals	2025 Budget	2025 Year End Projection	2026 Budget	2026 vs 2025 Budget	2027 Projection	2027 vs 2026 Budget
63403 - Maintenance of Buildings	$31,571	$40,000	$40,000	$40,000	$0	$20,000	($20,000)
63419 - Waste Disposal	$41,789	$34,000	$44,300	$51,100	$17,100	$61,400	$10,300
63440 - Heat	$71,198	$77,500	$115,000	$109,000	$31,500	$92,400	($16,600)
63441 - Hydro	$115,365	$118,000	$138,000	$142,000	$24,000	$126,000	($16,000)
63442 - Water/Sewage	$50,479	$50,000	$61,000	$54,200	$4,200	$52,000	($2,200)
63450 - Maintenance of Equipment	$31,049	$40,000	$41,000	$42,600	$2,600	$34,000	($8,600)
63485 - Maintenance of Grounds	$8,377	$4,000	$4,000	$6,400	$2,400	$6,400	$0
63486 - Snow Removal	$4,467	$16,000	$16,000	$26,000	$10,000	$64,000	$38,000
63508 - Paper Supplies	$22,440	$24,000	$24,000	$26,500	$2,500	$36,700	$10,200
63520 - Linen	$12,634	$15,000	$10,000	$85,000	$70,000	$10,000	($75,000)
63522 - Cable TV Expense	$9,408	$13,000	$6,600	$7,500	($5,500)	$10,000	$2,500
63523 - Dishes	$6,757	$7,000	$7,000	$81,000	$74,000	$7,500	($73,500)
63530 - Cable TV Recovery	($480)	$0	$0	$0	$0	$0	$0
63531 - Other Expenditure Recovery	($36,264)	($22,500)	($36,000)	($22,000)	$500	($22,000)	$0
64020 - Computer Support/Maintenance	$89,800	$138,100	$138,100	$160,400	$22,300	$181,300	$20,900
64027 - Internet Network Services	$0	$0	$0	$4,200	$4,200	$4,300	$100
64100 - Legal Fees	$36,459	$65,000	$20,000	$20,000	($45,000)	$20,000	$0
64102 - Professional & Consulting Fees	$7,547	$12,000	$9,000	$10,000	($2,000)	$10,000	$0
64120 - Purchased Service	$33,746	$33,000	$29,800	$159,100	$126,100	$36,500	($122,600)
65110 - Insurance	$110,042	$119,900	$118,600	$178,500	$58,600	$146,100	($32,400)
67000 - Interfunc. Admin Charges	$245,312	$219,000	$219,000	$226,600	$7,600	$236,800	$10,200
67007 - Interfunc. Rent	($12,500)	($12,500)	($12,500)	($10,400)	$2,100	$0	$10,400
67013 - Interfunc. Audit Fees	$9,678	$9,700	$9,700	$12,600	$2,900	$13,100	$500
67014 - Interfunc. IS Costs	$110,300	$122,300	$122,300	$147,900	$25,600	$152,200	$4,300
67023 - Interfunc. Laundry	($8,000)	($8,000)	($8,000)	($8,000)	$0	($8,000)	$0
69100 - Transfer to Reserves	$11,000	$46,800	$46,800	$46,800	$0	$46,800	$0
Grand Total	**$1,156,174**	**$1,336,600**	**$1,318,600**	**$1,796,100**	**$459,500**	**$1,564,700**	**($231,400)**

Net Levy

	2024 Actuals	2025 Budget	2025 Year End Projection	2026 Budget	2026 vs 2025 Budget	2027 Projection	2027 vs 2026 Budget
Rockwood Terrace	$837,184	$1,298,500	$1,262,200	$1,089,100	($209,400)	$1,686,000	$596,900

Rockwood Terrace
Raw Rood - Dietary Operating
Operating Summary
2026 Budget

Revenues

	2024 Actuals	2025 Budget	2025 Year End Projection	2026 Budget	2026 vs 2025 Budget	2027 Projection	2027 vs 2026 Budget
51100 - Provincial Conditional Grant	($469,262)	($482,600)	($487,200)	($496,100)	($13,500)	($580,900)	($84,800)
51105 - Prov. Special Programs	($7,066)	($9,700)	($9,700)	($9,900)	($200)	($10,100)	($200)
51143 - Local Priorities Fund	($1,984)	$0	$0	$0	$0	$0	$0
Grand Total	**($478,312)**	**($492,300)**	**($496,900)**	**($506,000)**	**($13,700)**	**($591,000)**	**($85,000)**

Other Expenses

	2024 Actuals	2025 Budget	2025 Year End Projection	2026 Budget	2026 vs 2025 Budget	2027 Projection	2027 vs 2026 Budget
63504 - Raw Food	$510,222	$517,500	$506,700	$551,200	$33,700	$546,400	($4,800)
Grand Total	**$510,222**	**$517,500**	**$506,700**	**$551,200**	**$33,700**	**$546,400**	**($4,800)**

Net Levy

	2024 Actuals	2025 Budget	2025 Year End Projection	2026 Budget	2026 vs 2025 Budget	2027 Projection	2027 vs 2026 Budget
Rockwood Terrace	$31,909	$25,200	$9,800	$45,200	$20,000	($44,600)	($89,800)

Rockwood Terrace
Nursing & Personal Care Summary - Operating
2026 Budget

Revenues

	2024 Actuals	2025 Budget	2025 Year End Projection	2026 Budget	2026 vs 2025 Budget	2027 Projection	2027 vs 2026 Budget
51100 - Provincial Conditional Grant	($4,453,810)	($4,528,600)	($4,792,500)	($4,762,500)	($233,900)	($5,729,100)	($966,600)
51105 - Prov. Special Programs	($58,956)	($79,800)	($79,700)	($81,400)	($1,600)	($82,600)	($1,200)
51115 - Prov. High Needs Supplies& L	($28,310)	($11,300)	($109,300)	($11,300)	$0	($11,300)	$0
51118 - Provincial Physician Grant	($16,623)	($16,300)	($17,100)	($16,300)	$0	($16,300)	$0
51121 - Prov Condition Grant One Time	($2,500)	$0	$0	$0	$0	$0	$0
51128 - Provincial Conditional Grant	($7,881)	($13,800)	($15,700)	($13,800)	$0	($13,800)	$0
51129 - Global Level of Care Subsidy	($287,001)	($199,500)	($294,200)	($203,300)	($3,800)	($206,300)	($3,000)
51137 - Temporary Wage Enhancement PSW	($350,950)	($345,400)	($439,200)	($345,400)	$0	($345,400)	$0
51143 - Local Priorities Fund	($18,353)	$0	$0	$0	$0	$0	$0
51189 - High Cost Sup and Svc Per Diem	($25,728)	($26,300)	($26,600)	($26,300)	$0	($26,700)	($400)
Grand Total	**($5,250,112)**	**($5,221,000)**	**($5,774,300)**	**($5,460,300)**	**($239,300)**	**($6,431,500)**	**($971,200)**

Salaries and Benefits

	2024 Actuals	2025 Budget	2025 Year End Projection	2026 Budget	2026 vs 2025 Budget	2027 Projection	2027 vs 2026 Budget
61000 - Salaries and Wages	$4,953,206	$4,950,600	$5,364,400	$5,265,600	$315,000	$7,072,300	$1,806,700
61003 - Overtime Wages	$13,430	$0	$43,100	$0	$0	$0	$0
61009 - Salary Recoveries	($161,575)	$0	($3,100)	$0	$0	$0	$0

	2024 Actuals	2025 Budget	2025 Year End Projection	2026 Budget	2026 vs 2025 Budget	2027 Projection	2027 vs 2026 Budget
61220 - CPP	$251,179	$256,700	$294,300	$277,900	$21,200	$382,100	$104,200
61221 - EI	$95,206	$97,100	$110,400	$89,300	($7,800)	$124,900	$35,600
61222 - WSIB Premiums	$126,861	$116,300	$127,000	$127,900	$11,600	$173,700	$45,800
61223 - OMERS	$303,112	$334,900	$350,600	$410,100	$75,200	$415,300	$5,200
61224 - EHT	$96,992	$94,600	$105,700	$102,900	$8,300	$138,300	$35,400
61225 - Group Benefits	$346,898	$367,500	$370,100	$483,400	$115,900	$424,300	($59,100)
Grand Total	**$6,025,308**	**$6,217,700**	**$6,762,500**	**$6,757,100**	**$539,400**	**$8,730,900**	**$1,973,800**

Other Expenses

	2024 Actuals	2025 Budget	2025 Year End Projection	2026 Budget	2026 vs 2025 Budget	2027 Projection	2027 vs 2026 Budget
63042 - Equip/Furniture Purchases	$28,863	$4,000	$0	$6,500	$2,500	$4,000	($2,500)
63046 - BSO Equipment & Supplies	$408	$0	$0	$0	$0	$0	$0
63070 - Other Materials & Services	$750	$0	$0	$0	$0	$0	$0
63073 - Hi Intensity Needs-Claimable	$11,213	$15,000	$15,000	$15,000	$0	$18,800	$3,800
63300 - Staff Training and Development	$3,572	$5,000	$5,100	$8,500	$3,500	$7,500	($1,000)
63310 - Travel & Meal Expenses	$2,087	$3,000	$2,500	$5,000	$2,000	$5,000	$0
63450 - Maintenance of Equipment	$15,046	$50,000	$50,000	$52,000	$2,000	$64,000	$12,000
63500 - Home Physician	$21,653	$21,600	$21,600	$21,600	$0	$27,100	$5,500
63502 - Incontinent Supplies	$54,131	$55,500	$55,500	$74,100	$18,600	$109,600	$35,500
63503 - Medical Supplies	$141,347	$155,000	$155,000	$170,000	$15,000	$165,000	($5,000)
63518 - Physician On Call	$15,800	$16,300	$16,300	$16,300	$0	$16,300	$0
63531 - Other Expenditure Recovery	($48,535)	($15,000)	($15,000)	($15,000)	$0	($15,000)	$0
64020 - Computer Support/Maintenance	$3,055	$0	$0	$0	$0	$0	$0
64102 - Professional & Consulting Fees	$513	$0	$0	$0	$0	$0	$0
64803 - COVID-19 Contracted Services	$12,583	$0	$0	$0	$0	$0	$0

	2024 Actuals	2025 Budget	2025 Year End Projection	2026 Budget	2026 vs 2025 Budget	2027 Projection	2027 vs 2026 Budget
69100 - Transfer to Reserves	$20,700	$79,800	$0	$81,000	$1,200	$81,000	$0
Grand Total	**$283,185**	**$390,200**	**$306,000**	**$435,000**	**$44,800**	**$483,300**	**$48,300**

Net Levy

	2024 Actuals	2025 Budget	2025 Year End Projection	2026 Budget	2026 vs 2025 Budget	2027 Projection	2027 vs 2026 Budget
Rockwood Terrace	$1,058,381	$1,386,900	$1,294,200	$1,731,800	$344,900	$2,782,700	$1,050,900

Rockwood Terrace
Programs & Support Services Summary - Operating
2026 Budget

Revenues

	2024 Actuals	2025 Budget	2025 Year End Projection	2026 Budget	2026 vs 2025 Budget	2027 Projection	2027 vs 2026 Budget
51100 - Provincial Conditional Grant	($501,655)	($500,500)	($512,600)	($510,200)	($9,700)	($594,000)	($83,800)
51105 - Prov. Special Programs	($7,044)	($9,500)	($9,500)	($9,700)	($200)	($9,700)	$0
51142 - Resident Health Well Being Fund	($8,865)	$0	$0	$0	$0	$0	$0
51143 - Local Priorities Fund	($2,177)	$0	$0	$0	$0	$0	$0
54050 - Donations	($3,992)	$0	$0	$0	$0	$0	$0
Grand Total	**($523,733)**	**($510,000)**	**($522,100)**	**($519,900)**	**($9,900)**	**($603,700)**	**($83,800)**

Salaries and Benefits

	2024 Actuals	2025 Budget	2025 Year End Projection	2026 Budget	2026 vs 2025 Budget	2027 Projection	2027 vs 2026 Budget
61000 - Salaries and Wages	$335,900	$364,300	$398,100	$372,000	$7,700	$563,300	$191,300
61003 - Overtime Wages	$0	$0	$1,000	$0	$0	$0	$0
61220 - CPP	$17,526	$18,600	$22,500	$20,700	$2,100	$31,700	$11,000
61221 - EI	$6,384	$6,600	$8,300	$6,900	$300	$10,900	$4,000
61222 - WSIB Premiums	$8,578	$7,900	$9,200	$9,500	$1,600	$14,300	$4,800
61223 - OMERS	$24,507	$27,300	$34,600	$31,400	$4,100	$41,100	$9,700
61224 - EHT	$6,462	$6,900	$7,900	$7,500	$600	$11,100	$3,600
61225 - Group Benefits	$25,382	$42,300	$31,700	$41,900	($400)	$41,900	$0
Grand Total	**$424,739**	**$473,900**	**$513,300**	**$489,900**	**$16,000**	**$714,300**	**$224,400**

Other Expenses

	2024 Actuals	2025 Budget	2025 Year End Projection	2026 Budget	2026 vs 2025 Budget	2027 Projection	2027 vs 2026 Budget
63046 - BSO Equipment & Supplies	$63	$500	$500	$500	$0	$500	$0
63070 - Other Materials & Services	$18	$0	$0	$0	$0	$0	$0
63300 - Staff Training and Development	$270	$2,000	$700	$2,200	$200	$2,200	$0
63310 - Travel & Meal Expenses	$301	$1,000	$1,000	$1,200	$200	$1,200	$0
63450 - Maintenance of Equipment	$320	$500	$400	$500	$0	$300	($200)
63504 - Raw Food	$1,373	$2,500	$1,200	$1,500	($1,000)	$1,900	$400
63505 - Recreation Supplies	$4,988	$4,500	$4,500	$4,000	($500)	$5,000	$1,000
63507 - Outside Services	$12,523	$15,000	$12,000	$15,000	$0	$15,000	$0
63759 - Volunteer Services	$430	$500	$500	$500	$0	$500	$0
64110 - Physiotherapy	$89,760	$83,100	$82,900	$83,100	$0	$84,800	$1,700
64120 - Purchased Service	$54,104	$81,900	$69,900	$51,600	($30,300)	$65,300	$13,700
64325 - Chaplaincy Services	$13,319	$13,000	$13,000	$13,000	$0	$13,000	$0
69100 - Transfer to Reserves	$6,292	$9,500	$0	$9,700	$200	$9,700	$0
Grand Total	**$183,761**	**$214,000**	**$186,600**	**$182,800**	**($31,200)**	**$199,400**	**$16,600**

Net Levy

	2024 Actuals	2025 Budget	2025 Year End Projection	2026 Budget	2026 vs 2025 Budget	2027 Projection	2027 vs 2026 Budget
Rockwood Terrace	$84,766	$177,900	$177,800	$152,800	($25,100)	$310,000	$157,200

Rockwood Terrace
RN-RPN-PSW Increased Staffing Supplement Summary - Operating
2026 Budget

Revenues

	2024 Actuals	2025 Budget	2025 Year End Projection	2026 Budget	2026 vs 2025 Budget	2027 Projection	2027 vs 2026 Budget
51100 - Provincial Conditional Grant	($1,665,369)	($2,186,400)	($2,076,100)	($2,254,200)	($67,800)	($2,366,900)	($112,700)
Grand Total	**($1,665,369)**	**($2,186,400)**	**($2,076,100)**	**($2,254,200)**	**($67,800)**	**($2,366,900)**	**($112,700)**

Salaries and Benefits

	2024 Actuals	2025 Budget	2025 Year End Projection	2026 Budget	2026 vs 2025 Budget	2027 Projection	2027 vs 2026 Budget
61000 - Salaries and Wages	$958,833	$1,761,200	$1,650,000	$1,929,000	$167,800	$1,988,600	$59,600
61003 - Overtime Wages	$126,578	$0	$100,000	$0	$0	$0	$0
61220 - CPP	$68,992	$81,900	$91,000	$94,500	$12,600	$98,700	$4,200
61221 - EI	$24,525	$28,500	$35,000	$32,000	$3,500	$33,100	$1,100
61222 - WSIB Premiums	$27,623	$40,400	$42,600	$43,800	$3,400	$45,300	$1,500
61223 - OMERS	$71,651	$93,900	$81,000	$98,700	$4,800	$99,300	$600
61224 - EHT	$21,376	$30,800	$32,200	$34,100	$3,300	$35,300	$1,200
61225 - Group Benefits	$82,314	$149,700	$44,400	$68,300	($81,400)	$37,500	($30,800)
Grand Total	**$1,381,891**	**$2,186,400**	**$2,076,200**	**$2,300,400**	**$114,000**	**$2,337,800**	**$37,400**

Other Expenses

	2024 Actuals	2025 Budget	2025 Year End Projection	2026 Budget	2026 vs 2025 Budget	2027 Projection	2027 vs 2026 Budget
64120 - Purchased Service	$283,478	$0	$0	$0	$0	$0	$0
Grand Total	**$283,478**	**$0**	**$0**	**$0**	**$0**	**$0**	**$0**

Net Levy

	2024 Actuals	2025 Budget	2025 Year End Projection	2026 Budget	2026 vs 2025 Budget	2027 Projection	2027 vs 2026 Budget
Rockwood Terrace	$0	$0	$100	$46,200	$46,200	($29,100)	($75,300)

Rockwood Terrace
Allied Health Professional Staffing Supplement Summary - Operating
2026 Budget

Revenues

	2024 Actuals	2025 Budget	2025 Year End Projection	2026 Budget	2026 vs 2025 Budget	2027 Projection	2027 vs 2026 Budget
51100 - Provincial Conditional Grant	($191,197)	($193,600)	($212,000)	($208,700)	($15,100)	($211,900)	($3,200)
Grand Total	**($191,197)**	**($193,600)**	**($212,000)**	**($208,700)**	**($15,100)**	**($211,900)**	**($3,200)**

Salaries and Benefits

	2024 Actuals	2025 Budget	2025 Year End Projection	2026 Budget	2026 vs 2025 Budget	2027 Projection	2027 vs 2026 Budget
61000 - Salaries and Wages	$143,335	$148,600	$169,000	$205,000	$56,400	$211,000	$6,000
61003 - Overtime Wages	$1,856	$0	$0	$0	$0	$0	$0
61220 - CPP	$7,370	$7,400	$9,100	$10,800	$3,400	$11,300	$500
61221 - EI	$2,835	$2,700	$3,400	$3,600	$900	$3,700	$100
61222 - WSIB Premiums	$3,504	$3,400	$4,200	$3,400	$0	$3,600	$200
61223 - OMERS	$14,013	$12,100	$13,600	$12,700	$600	$12,500	($200)
61224 - EHT	$2,943	$2,600	$3,100	$3,800	$1,200	$4,100	$300
61225 - Group Benefits	$15,341	$16,800	$9,600	$14,200	($2,600)	$13,100	($1,100)
Grand Total	**$191,197**	**$193,600**	**$212,000**	**$253,500**	**$59,900**	**$259,300**	**$5,800**

Other Expenses

	2024 Actuals	2025 Budget	2025 Year End Projection	2026 Budget	2026 vs 2025 Budget	2027 Projection	2027 vs 2026 Budget
Grand Total							

Net Levy

	2024 Actuals	2025 Budget	2025 Year End Projection	2026 Budget	2026 vs 2025 Budget	2027 Projection	2027 vs 2026 Budget
Rockwood Terrace	$0	$0	$0	$44,800	$44,800	$47,400	$2,600

Rockwood Terrace
Supporting Professional Growth Staffing Supplement Summary - Operating 2026 Budget

Revenues

	2024 Actuals	2025 Budget	2025 Year End Projection	2026 Budget	2026 vs 2025 Budget	2027 Projection	2027 vs 2026 Budget
51100 - Provincial Conditional Grant	($5,693)	($13,100)	($18,300)	($13,100)	$0	($13,100)	$0
Grand Total	**($5,693)**	**($13,100)**	**($18,300)**	**($13,100)**	**$0**	**($13,100)**	**$0**

Salaries and Benefits

	2024 Actuals	2025 Budget	2025 Year End Projection	2026 Budget	2026 vs 2025 Budget	2027 Projection	2027 vs 2026 Budget
61000 - Salaries and Wages	$0	$0	$10,000	$0	$0	$0	$0
61220 - CPP	$0	$0	$800	$0	$0	$0	$0
61221 - EI	$0	$0	$300	$0	$0	$0	$0
61222 - WSIB Premiums	$0	$0	$400	$0	$0	$0	$0
61223 - OMERS	$0	$0	$700	$0	$0	$0	$0
61224 - EHT	$0	$0	$300	$0	$0	$0	$0
61225 - Group Benefits	$0	$0	$900	$0	$0	$0	$0
Grand Total	**$0**	**$0**	**$13,400**	**$0**	**$0**	**$0**	**$0**

Other Expenses

	2024 Actuals	2025 Budget	2025 Year End Projection	2026 Budget	2026 vs 2025 Budget	2027 Projection	2027 vs 2026 Budget
63300 - Staff Training and Development	$5,693	$13,100	$4,900	$13,100	$0	$13,100	$0
Grand Total	**$5,693**	**$13,100**	**$4,900**	**$13,100**	**$0**	**$13,100**	**$0**

Net Levy

	2024 Actuals	2025 Budget	2025 Year End Projection	2026 Budget	2026 vs 2025 Budget	2027 Projection	2027 vs 2026 Budget
Rockwood Terrace	$0	$0	$0	$0	$0	$0	$0

Rockwood Terrace
OA - IPAC Summary - Operating
2026 Budget

Revenues

	2024 Actuals	2025 Budget	2025 Year End Projection	2026 Budget	2026 vs 2025 Budget	2027 Projection	2027 vs 2026 Budget
51136 - IPAC Personnel & Training	($140,091)	($140,300)	($150,300)	($150,200)	($9,900)	($150,200)	$0
Grand Total	**($140,091)**	**($140,300)**	**($150,300)**	**($150,200)**	**($9,900)**	**($150,200)**	**$0**

Salaries and Benefits

	2024 Actuals	2025 Budget	2025 Year End Projection	2026 Budget	2026 vs 2025 Budget	2027 Projection	2027 vs 2026 Budget
61000 - Salaries and Wages	$107,806	$113,900	$112,100	$117,200	$3,300	$120,600	$3,400
61220 - CPP	$4,114	$4,300	$6,000	$4,800	$500	$5,200	$400
61221 - EI	$1,253	$1,300	$1,700	$1,300	$0	$1,300	$0
61222 - WSIB Premiums	$2,529	$1,500	$1,500	$3,000	$1,500	$3,100	$100
61223 - OMERS	$11,938	$12,800	$12,500	$13,000	$200	$13,500	$500
61224 - EHT	$2,112	$2,200	$2,200	$2,300	$100	$2,400	$100
61225 - Group Benefits	$8,854	$9,900	$8,200	$9,100	($800)	$10,000	$900
Grand Total	**$138,606**	**$145,900**	**$144,200**	**$150,700**	**$4,800**	**$156,100**	**$5,400**

Other Expenses

	2024 Actuals	2025 Budget	2025 Year End Projection	2026 Budget	2026 vs 2025 Budget	2027 Projection	2027 vs 2026 Budget
63010 - Association/Membership Fees	$304	$400	$300	$300	($100)	$300	$0
63300 - Staff Training and Development	$49	$2,000	$500	$2,000	$0	$2,000	$0
63310 - Travel & Meal Expenses	$1,132	$1,500	$500	$1,500	$0	$1,500	$0

	2024 Actuals	2025 Budget	2025 Year End Projection	2026 Budget	2026 vs 2025 Budget	2027 Projection	2027 vs 2026 Budget
Grand Total	**$1,485**	**$3,900**	**$1,300**	**$3,800**	**($100)**	**$3,800**	**$0**

Net Levy

	2024 Actuals	2025 Budget	2025 Year End Projection	2026 Budget	2026 vs 2025 Budget	2027 Projection	2027 vs 2026 Budget
Rockwood Terrace	$0	$9,500	($4,800)	$4,300	($5,200)	$9,700	$5,400

Rockwood Terrace
Capital Summary
2026 Budget

Revenues

	2024 Actuals	2025 Budget	2025 Year End Projection	2026 Budget	2026 vs 2025 Budget	2027 Projection	2027 vs 2026 Budget
49400 - Transfer From Reserve	$0	($62,500)	($62,500)	($223,500)	($161,000)	$0	$223,500
51133 - Minor Capital Subsidy	($165,188)	($176,800)	($176,800)	($75,000)	$101,800	($75,000)	$0
Grand Total	**($165,188)**	**($239,300)**	**($239,300)**	**($298,500)**	**($59,200)**	**($75,000)**	**$223,500**

Other Expenses

	2024 Actuals	2025 Budget	2025 Year End Projection	2026 Budget	2026 vs 2025 Budget	2027 Projection	2027 vs 2026 Budget
63041 - Computer Purchase	$21,298	$20,000	$20,000	$22,000	$2,000	$22,400	$400
63042 - Equip/Furniture Purchases	$145,978	$54,600	$54,600	$49,600	($5,000)	$30,000	($19,600)
63044 - Fall Prevention Equipment	$0	$10,000	$0	$0	($10,000)	$0	$0
63403 - Maintenance of Buildings	$23,589	$307,000	$317,000	$392,000	$85,000	$75,000	($317,000)
69100 - Transfer to Reserves	$0	$7,200	$0	$0	($7,200)	$165,400	$165,400
69106 - Transfer to Reserve Asset Mgmt	$0	$0	$7,200	$0	$0	$0	$0
Grand Total	**$190,865**	**$398,800**	**$398,800**	**$463,600**	**$64,800**	**$292,800**	**($170,800)**

Net Levy

	2024 Actuals	2025 Budget	2025 Year End Projection	2026 Budget	2026 vs 2025 Budget	2027 Projection	2027 vs 2026 Budget
Rockwood Terrace	$25,677	$159,500	$159,500	$165,100	$5,600	$217,800	$52,700

Rockwood Terrace Capital Projects - Total Expenditures

	2026	2027	2028	2029	2030	2031	2032	2033	2034	2035	10 Year Total
RRR-0001 - High-Low Beds/Mattresses	$0	$0	$0	$0	$0	$20,300	$20,700	$21,100	$21,500	$0	$83,600
RRR-0002 - Information Technology	$22,000	$22,400	$22,800	$40,000	$23,800	$24,300	$40,000	$30,000	$42,000	$30,000	$297,300
RRR-0003 - Resident Lifts	$30,000	$30,000	$31,000	$34,000	$47,000	$50,000	$35,500	$21,000	$37,000	$21,000	$336,500
RRR-0004 - Home Enhancements	$0	$0	$11,500	$0	$12,000	$12,000	$0	$15,000	$0	$0	$50,500
RRR-0005 - Domestic Water Supply and Distribution	$15,000	$0	$0	$0	$0	$0	$0	$0	$0	$0	$15,000
RRR-0006 - Replacement of Plumbing Fixtures	$10,000	$0	$0	$0	$0	$0	$0	$0	$0	$0	$10,000
RRR-0007 - Vinyl Flooring Replacement	$25,000	$0	$0	$0	$0	$0	$0	$0	$0	$0	$25,000
RRR-0008 - Window Replacement	$20,000	$0	$0	$0	$0	$0	$0	$0	$0	$0	$20,000
RRR-0009 - Whirlpool Tubs	$0	$0	$0	$0	$0	$0	$50,000	$52,000	$0	$0	$102,000
RRR-0010 - Medical Equipment	$11,000	$0	$0	$0	$14,600	$0	$0	$0	$0	$0	$25,600
RRR-0011 - Kitchen Equipment	$0	$0	$12,200	$0	$0	$0	$0	$15,000	$0	$0	$27,200
RRR-0012 - Replacement of Fire Pumps (Carry Over)	$19,500	$0	$0	$0	$0	$0	$0	$0	$0	$0	$19,500
RRR-0013 - Balcony Upgrades (Carry Over)	$26,200	$0	$0	$0	$0	$0	$0	$0	$0	$0	$26,200
RRR-0014 - Dryer	$8,600	$0	$0	$0	$0	$0	$0	$0	$0	$0	$8,600
RRR-0015 - Elevators	$11,000	$0	$0	$0	$0	$0	$0	$0	$0	$0	$11,000
RRR-0016 - Electrical Systems	$14,600	$0	$0	$0	$0	$0	$0	$0	$0	$0	$14,600
RRR-0017 - Mechanical Systems	$175,700	$0	$0	$0	$0	$0	$0	$0	$0	$0	$175,700
RRR-0018 - Tractor/Snowblower	$0	$0	$0	$0	$55,000	$0	$0	$0	$0	$0	$55,000
RRR-0019 - Transfer To Reserve (BCA) Capital Asset Repairs & Replacement	$0	$165,400	$206,100	$253,900	$305,100	$314,300	$323,700	$333,400	$343,400	$353,700	$2,599,000
Grand Total	**$388,600**	**$217,800**	**$283,600**	**$327,900**	**$457,500**	**$420,900**	**$469,900**	**$487,500**	**$443,900**	**$404,700**	**$3,902,300**

Long Term Care Redevlopment

Grey County is in the construction stages of redeveloping Rockwood Terrace into a 128 bed home. Ground was broken on the project in the summer of 2024 and construction is well underway with occupancy anticipated in Q2 2027.

A borrowing by-law for $96.7 million was passed to apply for funding through Infrastructure Ontario for the project. The amount Grey County will be required to borrow is dependent upon the cost of the project as well as redevelopment funding available from the province. Cash flow estimates have been used to determine amounts required for the 2026 and 2027 budgets. These amounts will be compared against monthly updates to determine when construction loan funding will be required from Infrastructure Ontario. Levy has remained the same as it is deemed sufficient for debenture payments beginning in Q1 of 2027. This is consistent with the information provided earlier this year.

County of Grey
Long Term Care Redevelopment
2026 Budget Net Department Requirement Summary

Long Term Care Redevelopment Operating Summary

	2024 Actuals	2025 Budget	2025 Year End Projection	2026 Budget	2026 vs 2025 Budget	2027 Projection	2027 vs 2026 Budget
Grand Total							

Long Term Care Redevelopment Capital Summary

	2024 Actuals	2025 Budget	2025 Year End Projection	2026 Budget	2026 vs 2025 Budget	2027 Projection	2027 vs 2026 Budget
Rockwood Terrace Redevelopment Capital	$1,961,000	$2,561,000	$2,561,000	$2,561,000	$0	$2,561,000	$0
Grand Total	**$1,961,000**	**$2,561,000**	**$2,561,000**	**$2,561,000**	**$0**	**$2,561,000**	**$0**

Rockwood Redevelopment Operating and Capital Combined Summary

	2024 Actuals	2025 Budget	2025 Year End Projection	2026 Budget	2026 vs 2025 Budget	2027 Projection	2027 vs 2026 Budget
2 - Capital Fund	$1,961,000	$2,561,000	$2,561,000	$2,561,000	$0	$2,561,000	$0
Grand Total	**$1,961,000**	**$2,561,000**	**$2,561,000**	**$2,561,000**	**$0**	**$2,561,000**	**$0**

Long Term Care Redevelopment
Capital Summary
2026 Budget

Revenues

	2024 Actuals	2025 Budget	2025 Year End Projection	2026 Budget	2026 vs 2025 Budget	2027 Projection	2027 vs 2026 Budget
49400 - Transfer From Reserve	($6,958,560)	$0	$0	$0	$0	$0	$0
50000 - Serial Debentures	$0	$0	$0	$0	$0	($54,000,000)	($54,000,000)
50001 - Construction Loan	$0	($39,350,000)	($12,542,700)	($36,075,500)	$3,274,500	($5,047,600)	$31,027,900
51100 - Provincial Conditional Grant	($1,339,109)	($9,311,800)	($9,028,900)	$0	$9,311,800	($1,451,200)	($1,451,200)
Grand Total	**($8,297,668)**	**($48,661,800)**	**($21,571,600)**	**($36,075,500)**	**$12,586,300**	**($60,498,800)**	**($24,423,300)**

Other Expenses

	2024 Actuals	2025 Budget	2025 Year End Projection	2026 Budget	2026 vs 2025 Budget	2027 Projection	2027 vs 2026 Budget
62210 - Debenture - Interest Payments	$0	$0	$0	$0	$0	$2,459,700	$2,459,700
62211 - Construction Loan Interest	$0	$974,800	$0	$998,700	$23,900	$581,700	($417,000)
63042 - Equip/Furniture Purchases	$6,041	$0	$0	$0	$0	$5,047,600	$5,047,600
63070 - Other Materials & Services	$87	$0	$0	$0	$0	$0	$0
63531 - Other Expenditure Recovery	($228,439)	($120,400)	$0	$0	$120,400	$0	$0
64100 - Legal Fees	$12,884	$0	$0	$0	$0	$0	$0
64102 - Professional & Consulting Fees	$869,437	$3,161,100	$937,000	$1,476,300	($1,684,800)	$0	($1,476,300)
64429 - Site Maintenance	$1,636,174	$420,000	$1,396,400	$1,413,000	$993,000	$0	($1,413,000)
64500 - Buildings/Renovations	$7,962,485	$46,787,300	$21,799,200	$34,748,500	($12,038,800)	$0	($34,748,500)
68210 - Debenture/Debt Principal Pmts.	$0	$0	$0	$0	$0	$54,970,800	$54,970,800
Grand Total	**$10,258,668**	**$51,222,800**	**$24,132,600**	**$38,636,500**	**($12,586,300)**	**$63,059,800**	**$24,423,300**

Net Levy

	2024 Actuals	2025 Budget	2025 Year End Projection	2026 Budget	2026 vs 2025 Budget	2027 Projection	2027 vs 2026 Budget
Rockwood Terrace Redevelopment	$1,961,000	$2,561,000	$2,561,000	$2,561,000	$0	$2,561,000	$0

Long Term Care Redevelopment Capital Projects - Total Expenditures

	2026	2027	2028	2029	2030	2031	2032	2033	2034	2035	10 Year Total
LTC-0001 - Redevelopment Project	$38,636,500	$63,059,800	$4,501,300	$4,501,300	$4,501,300	$4,501,300	$4,501,300	$4,501,300	$4,501,300	$4,501,300	$137,706,700
Grand Total	**$38,636,500**	**$63,059,800**	**$4,501,300**	**$4,501,300**	**$4,501,300**	**$4,501,300**	**$4,501,300**	**$4,501,300**	**$4,501,300**	**$4,501,300**	**$137,706,700**

Paramedic Services

The 2026 Paramedic Services budget includes a net departmental requirement (total of operating and capital) of $11,254,700 compared to $9,934,600 in 2025, an increase of $1,320,100. This increase is $573,000 more than the amount included in the 2025 budget for the 2026 forecast.

Operating Budget

The 2026 operating budget reflects a $1,169,500 increase as compared to 2025. The Ministry of Health provides current year funding based upon 50% of the previous year's operating budget, adjusted for Public Sector Accounting Board (PSAB) eligible expenditures (such as amortization, future benefit and future WSIB costs) without an inflationary adjustment. The 2026 budgeted grant amount of $11,510,700 has been calculated using the assumption that the funding model will not change.

This grant figure excludes provincial funding provided by Ontario Health West and the Ministry of Long-Term Care for the Community Paramedicine and Supportive Outreach Service (SOS) initiatives. It also excludes provincial funding for the Dedicated Offload Nurses Program and Health Canada funding for the Emergency Treatment Fund.

Excluding the service review enhancement, salaries and benefits have increased $1,413,300 as compared with the 2025 budget. Salaries and benefits represent 82.2% of the total operating budget expenditures. This is primarily due to cost-of-living adjustments, collective agreement increases, and increased benefit rates.

The vehicle operations budget shows an increase of $24,200 as a result of increased repair and maintenance costs as a result of an aging ambulance fleet with delays experienced in new vehicle replacement delivery. The uniforms budget shows a decrease of $67,500 primarily due to jackets that were replaced in 2025 as part of a 5 year replacement cycle.

The professional and consulting fees budget shows an increase of $66,200 to conduct the 2026 Comprehensive Deployment Review Update, funded using $10,200 in savings from other budget lines and the remainder from reserve.

Paramedic Services continues to see significant increases in the price of medical supplies and medications since the beginning of COVID. The 2026 budget for medical supplies has increased by $19,000 based on 2025 actual costs. The 2026 budget for medications was increased by $10,500.

Service Enhancements

Based on projections developed during Paramedic Services comprehensive deployment review in 2022 and actual call volumes in 2023, staff created a service enhancement plan over 11 years (2024 to 2034) to ensure Grey County can maintain call response times. The original plan presented to council was reduced during the 2024 budget process. The current plan includes the addition of 6 12 hour shifts, 7 days a week and one weekend upstaff; this requires 7 additional ambulances. To accommodate the additional vehicles and improve response times

further, staff recommended the construction of 4 additional bases not previously included in the 10-year capital plan.

Based on current information and assumptions, staff estimate that a $431,100 annual levy increase is required for the next 9 years. The first year of the plan raised $372,500 of levy in 2024, then increased to $410,000 in 2025; this amount has been increased to reflect changes in assumptions and timing of enhancements. Staff will re-evaluate the plan yearly based on actual call volumes and response times and determine if any enhancements can be deferred to later years.

The enhancements proposed in 2026 includes the debenture for the Feversham base construction totaling $169,800 and the construction of Ayton's new paramedic base in 2026. The Ayton base debenture payments are scheduled to commence in 2027 at $175,400 for 25 years.

Community Paramedicine for Long-Term Care

The 2026 budget for Community Paramedicine for Long-Term Care includes $1,500,000 of funding from the Ministry of Long-Term Care, and $47,900 of funding from Ontario Health West, totaling $1,547,900 of provincial grant. The total budget expenditures for this program are $1,623,400, leaving $75,500 to be funded from the Grey County levy. This program includes 3 community paramedics for 365 days of the year, as well as a duty supervisor and admin support. The program currently supports approximately 700 patients.

Supportive Outreach Services

The 2026 budget for Supportive Outreach Service (SOS) Program includes $717,000 from Ontario Health West and $777,000 from Health Canada, totaling $1,494,000 of grant funding. The team operates 7 days a week and includes two community paramedics, nurse practitioner, and a social navigator.

Health Canada's Emergency Treatment funding will see the team expanding with four street connectors as part of the Neighbourhood Response Team until March 31, 2026, as well a 0.25 FTE data consultant and three mental health counsellors and three peer outreach workers – including one with Indigenous knowledge – until January 15, 2027. An additional $23,200 in funding that will also offset administrative staff time within Paramedic Services. The team works in the community and meets residents where they are to provide a wide variety of medical, social and mental health services, including the disbursement of basic needs and harm reduction supplies for the precariously housed and homeless. The team regularly supports approximately 100 unique individuals at any given time throughout the year but the enhancement the reach is expected to increase.

Peer Support

The *Supporting Ontario's First Responders Act, 2016* is a key component of a comprehensive strategy to deal with first responder post-traumatic stress disorder (PTSD). Grey County paramedics are included in the list of workers affected under this legislation. Included in the *Act* are strategies to prevent or mitigate PTSD. One requirement is for the employer to develop and deliver workplace policies and prevention programs for paramedics and other first responders. The 2026 budget continues to build on the program that began in 2018 that invests in programs to prevent/reduce operational stress and PTSD and provides training to peer support members and an online peer support referral and resource program. This initiative, including training, family day event, staff time, software and clinical oversight from a psychologist has a cost of $96,900, a decrease of $11,000 compared to 2025, largely due to $7,500 in one-time provincial grant funding and the phasing out of a peer support mobile application

subscription.

Other Operating Budget Notable Items

The administration budget includes a payment to Brightshores of $54,600 for a dedicated Offload Nurse at the Owen Sound Hospital. The program is funded through a provincial grant and will be operated by Brightshores with the goal of reducing offload times at the hospital.

The 2026 operating budget includes annual transfers to reserve of $1,346,500 for the following:

- $557,300 to fund new capital purchases required for service enhancements
- $771,100 to fund the replacement of existing capital based on assets life cycle
- $15,000 for the replacement of paramedic jackets that are purchased every five years
- $3,100 for helmets and bags that have a 15-year lifespan

  The Vehicle Operations budget has a levy requirement of $1,069,400; this is an increase of $60,600 and reflects:
- $25,800 less funding from reserve for levy smoothing and projects completed in 2025
- $24,200 for fleet repairs; the length of time between vehicle order and delivery continues to be a challenge. Resulting in a significant number of vehicles being kept beyond their recommended life. This has been offset by a $30,000 transfer from one time funding, as staff believe these costs will be lower in 2027 as 7 new ambulances are on order with Demers with delivery due in early 2026.
- $14,500 for vehicle insurance
- $2,000 for tires

Capital Budget

The 2026 capital budget has a levy impact totaling $349,200 an increase of $150,600 from 2025. The 2026 budget includes the completion of construction of the new Feversham base, in addition to the base debenture. This budget sees the addition of the new Dundalk base build, as the Township of Southgate is expanding their fire services into the leased space currently occupied by Paramedic Services. The Ayton base build is budgeted for 2026, with the debenture payments beginning in 2027.

Vehicle and equipment purchases are funded through the equipment reserve. Capital purchases for 2026 for the existing fleet are as follows:

- 9 ambulances (7 from the 2025 budget and 2 per 2026 replacement schedule). Paramedic Services has a fleet of 19 ambulances that are on a six-year replacement schedule and at time of replacement, typically have mileage exceeding 300,000 km. Due to supplier delays, current vehicles are exceeding these thresholds
- 1 Emergency Response Vehicle (ERV)
- 5 power load stretchers
- 14 stair chairs
  This year sees a pause in capital purchases required to support the service delivery enhancements until 2027.

Transfers from reserve are offset by proceeds from disposition. This includes the sale of 9 ambulances, 1 ERV, 5 power load stretchers and 14 stair chairs as part of the 2026 replacement cycle.

2026 capital budget includes annual transfers to reserve of $163,500 for the following:

- $34,800 to the building repairs and maintenance reserve
- $128,700 to fund the replacement of existing capital based on assets' life cycle

The capital budget includes $90,000 rolled forward from 2025 to extend the useful life of the roof at the Owen Sound Base and $20,000 for a kitchenette addition at Chatsworth Base. Both projects are funded by the Paramedic Services BCA Reserve.

County of Grey
Paramedic Services
2026 Budget Net Department Requirement Summary

Paramedic Services Operating Summary

	2024 Actuals	2025 Budget	2025 Year End Projection	2026 Budget	2026 vs 2025 Budget	2027 Projection	2027 vs 2026 Budget
Administration	$3,794,853	$4,209,400	$4,249,500	$4,860,500	$651,100	$5,334,200	$473,700
Community Paramedicine	$12,300	$0	$0	$0	$0	$0	$0
Community Paramedicine LTC	$37,819	$172,400	$0	$75,500	($96,900)	$156,900	$81,400
General	($8,616,621)	($9,785,700)	($9,668,800)	($10,747,600)	($961,900)	($11,694,300)	($946,700)
Other Administration	($930,600)	($937,000)	($937,000)	($944,000)	($7,000)	($1,012,000)	($68,000)
PTSD Peer Support	$72,903	$107,900	$107,900	$96,900	($11,000)	$106,200	$9,300
Public Access Defib Program	$18,227	$25,500	$26,200	$25,500	$0	$25,500	$0
SOS Program	$0	$0	$0	$0	$0	$0	$0
Stations Summary	$13,439,283	$14,934,700	$14,736,400	$16,469,300	$1,534,600	$17,446,900	$977,600
Vehicle Operations	$1,004,490	$1,008,800	$980,500	$1,069,400	$60,600	$1,097,000	$27,600
Grand Total	**$8,832,654**	**$9,736,000**	**$9,494,700**	**$10,905,500**	**$1,169,500**	**$11,460,400**	**$554,900**

Paramedic Services Capital Summary

	2024 Actuals	2025 Budget	2025 Year End Projection	2026 Budget	2026 vs 2025 Budget	2027 Projection	2027 vs 2026 Budget
Paramedic Capital	$197,346	$198,600	$292,500	$349,200	$150,600	$664,100	$314,900
Grand Total	**$197,346**	**$198,600**	**$292,500**	**$349,200**	**$150,600**	**$664,100**	**$314,900**

Paramedic Services Operating and Capital Combined Summary

	2024 Actuals	2025 Budget	2025 Year End Projection	2026 Budget	2026 vs 2025 Budget	2027 Projection	2027 vs 2026 Budget
1 - Operating Fund	$8,832,654	$9,736,000	$9,494,700	$10,905,500	$1,169,500	$11,460,400	$554,900
2 - Capital Fund	$197,346	$198,600	$292,500	$349,200	$150,600	$664,100	$314,900

	2024 Actuals	2025 Budget	2025 Year End Projection	2026 Budget	2026 vs 2025 Budget	2027 Projection	2027 vs 2026 Budget
Grand Total	**$9,030,000**	**$9,934,600**	**$9,787,200**	**$11,254,700**	**$1,320,100**	**$12,124,500**	**$869,800**

Paramedic Services General Operating Summary 2026 Budget

Revenues

	2024 Actuals	2025 Budget	2025 Year End Projection	2026 Budget	2026 vs 2025 Budget	2027 Projection	2027 vs 2026 Budget
49400 - Transfer From Reserve	($56,872)	($107,600)	($103,800)	($72,800)	$34,800	($11,600)	$61,200
51100 - Provincial Conditional Grant	($9,299,907)	($10,512,000)	($10,512,000)	($11,510,700)	($998,700)	($12,442,400)	($931,700)
Grand Total	**($9,356,779)**	**($10,619,600)**	**($10,615,800)**	**($11,583,500)**	**($963,900)**	**($12,454,000)**	**($870,500)**

Other Expenses

	2024 Actuals	2025 Budget	2025 Year End Projection	2026 Budget	2026 vs 2025 Budget	2027 Projection	2027 vs 2026 Budget
63041 - Computer Purchase	$13,996	$20,900	$15,000	$1,700	($19,200)	$3,400	$1,700
63042 - Equip/Furniture Purchases	$33,874	$6,500	$11,000	$8,300	$1,800	$4,700	($3,600)
63070 - Other Materials & Services	$22,399	$8,000	$13,000	$5,100	($2,900)	$4,300	($800)
63092 - Insurance Recovery	($36,563)	$0	$0	$0	$0	$0	$0
63300 - Staff Training and Development	$3,929	$3,000	$6,000	$3,000	$0	$3,000	$0
63310 - Travel & Meal Expenses	$5,977	$11,000	$11,000	$10,500	($500)	$10,500	$0
63318 - Paramedic Meals	$13,315	$16,800	$20,000	$20,000	$3,200	$20,000	$0
63319 - Paramedic Medical Certificates	$4,650	$4,300	$4,200	$4,300	$0	$4,300	$0
63401 - Cleaning Supplies	$21,315	$20,000	$21,000	$22,000	$2,000	$22,000	$0
63450 - Maintenance of Equipment	$30,602	$40,000	$40,000	$40,000	$0	$40,000	$0
63455 - Biomedical Engineering	$32	$3,000	$0	$0	($3,000)	$0	$0
63485 - Maintenance of Grounds	$163	$0	$0	$0	$0	$0	$0

	2024 Actuals	2025 Budget	2025 Year End Projection	2026 Budget	2026 vs 2025 Budget	2027 Projection	2027 vs 2026 Budget
63503 - Medical Supplies	$228,612	$211,000	$275,000	$230,000	$19,000	$230,000	$0
63512 - Oxygen	$11,975	$12,000	$12,000	$12,000	$0	$12,000	$0
63514 - Medications	$39,484	$42,000	$67,900	$52,500	$10,500	$52,500	$0
63516 - Patient Care Equipment	$60,358	$71,900	$60,700	$46,600	($25,300)	$15,200	($31,400)
63525 - Laundry	$12,122	$12,000	$12,000	$12,000	$0	$12,000	$0
63762 - Uniforms	$50,325	$156,100	$128,900	$88,600	($67,500)	$99,300	$10,700
64020 - Computer Support/Maintenance	$181,542	$142,800	$196,700	$159,500	$16,700	$172,900	$13,400
64102 - Professional & Consulting Fees	$1,954	$12,500	$12,500	$78,700	$66,200	$12,500	($66,200)
67023 - Interfunc. Laundry	$23,000	$23,000	$23,000	$23,000	$0	$23,000	$0
69100 - Transfer to Reserves	$17,100	$17,100	$17,100	$18,100	$1,000	$18,100	$0
Grand Total	**$740,159**	**$833,900**	**$947,000**	**$835,900**	**$2,000**	**$759,700**	**($76,200)**

Net Levy

	2024 Actuals	2025 Budget	2025 Year End Projection	2026 Budget	2026 vs 2025 Budget	2027 Projection	2027 vs 2026 Budget
Paramedic Services Summary (Excludes Other Admin.)	($8,616,621)	($9,785,700)	($9,668,800)	($10,747,600)	($961,900)	($11,694,300)	($946,700)

Paramedic Services Administration Summary
2026 Budget

Revenues

	2024 Actuals	2025 Budget	2025 Year End Projection	2026 Budget	2026 vs 2025 Budget	2027 Projection	2027 vs 2026 Budget
49400 - Transfer From Reserve	($467,500)	($518,200)	($491,600)	($209,400)	$308,800	($96,700)	$112,700
49405 - From Reserve - One Time Fundin	($8,372)	($80,000)	($30,000)	($357,000)	($277,000)	($80,000)	$277,000
51100 - Provincial Conditional Grant	($55,226)	($54,600)	($54,600)	($54,600)	$0	($54,600)	$0
Grand Total	**($531,097)**	**($652,800)**	**($576,200)**	**($621,000)**	**$31,800**	**($231,300)**	**$389,700**

Salaries and Benefits

	2024 Actuals	2025 Budget	2025 Year End Projection	2026 Budget	2026 vs 2025 Budget	2027 Projection	2027 vs 2026 Budget
61000 - Salaries and Wages	$1,420,375	$1,633,200	$1,661,800	$2,016,800	$383,600	$1,945,400	($71,400)
61003 - Overtime Wages	$16,823	$23,400	$72,800	$28,200	$4,800	$28,200	$0
61220 - CPP	$53,620	$62,200	$69,000	$75,500	$13,300	$75,000	($500)
61221 - EI	$17,190	$20,100	$19,700	$23,100	$3,000	$21,500	($1,600)
61222 - WSIB Premiums	$45,637	$90,900	$39,900	$108,500	$17,600	$104,200	($4,300)
61223 - OMERS	$152,738	$175,000	$186,800	$225,300	$50,300	$221,300	($4,000)
61224 - EHT	$28,172	$32,400	$35,800	$40,300	$7,900	$38,800	($1,500)
61225 - Group Benefits	$157,059	$202,600	$189,900	$255,600	$53,000	$262,800	$7,200
61228 - Boot Allowance	$1,976	$3,000	$3,000	$3,300	$300	$3,300	$0
61260 - Service Awards	$2,905	$4,200	$4,200	$5,300	$1,100	$4,400	($900)
Grand Total	**$1,896,496**	**$2,247,000**	**$2,282,900**	**$2,781,900**	**$534,900**	**$2,704,900**	**($77,000)**

Other Expenses

	2024 Actuals	2025 Budget	2025 Year End Projection	2026 Budget	2026 vs 2025 Budget	2027 Projection	2027 vs 2026 Budget
63010 - Association/Membership Fees	$2,634	$3,000	$3,000	$3,700	$700	$3,700	$0
63027 - Global Positioning System	$14,688	$16,200	$13,800	$16,200	$0	$17,300	$1,100
63030 - Copying & Printing	$3,990	$4,600	$4,200	$4,200	($400)	$4,200	$0
63041 - Computer Purchase	$0	$0	$0	$2,000	$2,000	$0	($2,000)
63042 - Equip/Furniture Purchases	$939	$0	$0	$0	$0	$0	$0
63051 - Telephone	$2,022	$2,000	$3,500	$0	($2,000)	$0	$0
63052 - Cellular	$18,794	$21,900	$24,000	$27,800	$5,900	$28,600	$800
63060 - Office & Charting Supplies	$3,978	$4,500	$4,500	$4,500	$0	$4,500	$0
63063 - Postage/Courier/Freight	$1,777	$1,900	$3,000	$3,000	$1,100	$3,000	$0
63070 - Other Materials & Services	$3,379	$8,800	$8,800	$8,000	($800)	$8,000	$0
63300 - Staff Training and Development	$10,545	$15,000	$15,000	$33,200	$18,200	$19,800	($13,400)
63304 - Training Supplies	$0	$1,500	$1,500	$1,500	$0	$1,500	$0
63310 - Travel & Meal Expenses	$16,022	$10,000	$10,000	$10,000	$0	$10,000	$0
63708 - Licenses and Fees	$787	$0	$0	$0	$0	$0	$0
63754 - Promotion & Public Relations	$1,861	$5,200	$5,200	$5,200	$0	$5,200	$0
64020 - Computer Support/Maintenance	$0	$0	$0	$2,000	$2,000	$0	($2,000)
64100 - Legal Fees	$28,372	$100,000	$50,000	$100,000	$0	$100,000	$0
64102 - Professional & Consulting Fees	$10,502	$0	$0	$0	$0	$0	$0
65110 - Insurance	$97,890	$106,700	$105,600	$114,300	$7,600	$122,100	$7,800
66000 - Payments to Indiv. & Organiz'	$55,226	$54,600	$54,600	$54,600	$0	$54,600	$0
67000 - Interfunc. Admin Charges	$839,200	$897,000	$873,800	$879,800	($17,200)	$968,000	$88,200
67007 - Interfunc. Rent	$50,400	$0	$0	$0	$0	$0	$0
67013 - Interfunc. Audit Fees	$3,650	$3,600	$3,600	$3,700	$100	$3,900	$200
67014 - Interfunc. IS Costs	$90,400	$102,900	$102,900	$97,500	($5,400)	$100,500	$3,000
69100 - Transfer to Reserves	$1,172,400	$0	$0	$0	$0	$0	$0

	2024 Actuals	2025 Budget	2025 Year End Projection	2026 Budget	2026 vs 2025 Budget	2027 Projection	2027 vs 2026 Budget
69106 - Transfer to Reserve Asset Mgmt	$0	$1,255,800	$1,255,800	$1,328,400	$72,600	$1,405,700	$77,300
Grand Total	**$2,429,455**	**$2,615,200**	**$2,542,800**	**$2,699,600**	**$84,400**	**$2,860,600**	**$161,000**

Net Levy

	2024 Actuals	2025 Budget	2025 Year End Projection	2026 Budget	2026 vs 2025 Budget	2027 Projection	2027 vs 2026 Budget
Paramedic Services Summary (Excludes Other Admin.)	$3,794,853	$4,209,400	$4,249,500	$4,860,500	$651,100	$5,334,200	$473,700

Paramedic Services Public Access Debif Program
Operating Summary
2026 Budget

Other Expenses

	2024 Actuals	2025 Budget	2025 Year End Projection	2026 Budget	2026 vs 2025 Budget	2027 Projection	2027 vs 2026 Budget
63070 - Other Materials & Services	$6,623	$8,000	$11,300	$8,000	$0	$8,000	$0
63304 - Training Supplies	$4,240	$1,500	$2,500	$1,500	$0	$1,500	$0
63503 - Medical Supplies	$18,905	$24,000	$25,000	$24,000	$0	$24,000	$0
63531 - Other Expenditure Recovery	($11,542)	($8,000)	($12,600)	($8,000)	$0	($8,000)	$0
Grand Total	**$18,227**	**$25,500**	**$26,200**	**$25,500**	**$0**	**$25,500**	**$0**

Net Levy

	2024 Actuals	2025 Budget	2025 Year End Projection	2026 Budget	2026 vs 2025 Budget	2027 Projection	2027 vs 2026 Budget
Paramedic Services Summary (Excludes Other Admin.)	$18,227	$25,500	$26,200	$25,500	$0	$25,500	$0

Paramedic Services Community Paramedicine - Long Term Care Operating
2026 Budget

Revenues

	2024 Actuals	2025 Budget	2025 Year End Projection	2026 Budget	2026 vs 2025 Budget	2027 Projection	2027 vs 2026 Budget
51100 - Provincial Conditional Grant	($1,135,000)	($1,360,200)	($1,489,300)	($1,547,900)	($187,700)	($1,523,300)	$24,600
Grand Total	**($1,135,000)**	**($1,360,200)**	**($1,489,300)**	**($1,547,900)**	**($187,700)**	**($1,523,300)**	**$24,600**

Salaries and Benefits

	2024 Actuals	2025 Budget	2025 Year End Projection	2026 Budget	2026 vs 2025 Budget	2027 Projection	2027 vs 2026 Budget
61000 - Salaries and Wages	$750,891	$965,600	$980,500	$1,040,300	$74,700	$1,076,100	$35,800
61003 - Overtime Wages	$20,010	$32,800	$25,800	$35,400	$2,600	$35,400	$0
61009 - Salary Recoveries	($1,447)	$0	$0	$0	$0	$0	$0
61220 - CPP	$33,080	$40,700	$40,400	$44,600	$3,900	$47,900	$3,300
61221 - EI	$10,308	$12,200	$11,200	$12,300	$100	$12,700	$400
61222 - WSIB Premiums	$40,194	$60,500	$54,300	$64,400	$3,900	$66,500	$2,100
61223 - OMERS	$75,685	$104,900	$96,500	$113,600	$8,700	$118,600	$5,000
61224 - EHT	$15,477	$19,700	$18,100	$21,100	$1,400	$21,800	$700
61225 - Group Benefits	$84,642	$119,300	$89,500	$113,200	($6,100)	$122,800	$9,600
61228 - Boot Allowance	$466	$1,500	$1,500	$1,800	$300	$1,800	$0
Grand Total	**$1,029,307**	**$1,357,200**	**$1,317,800**	**$1,446,700**	**$89,500**	**$1,503,600**	**$56,900**

Other Expenses

	2024 Actuals	2025 Budget	2025 Year End Projection	2026 Budget	2026 vs 2025 Budget	2027 Projection	2027 vs 2026 Budget
63041 - Computer Purchase	$0	$0	$0	$5,100	$5,100	$0	($5,100)

	2024 Actuals	2025 Budget	2025 Year End Projection	2026 Budget	2026 vs 2025 Budget	2027 Projection	2027 vs 2026 Budget
63042 - Equip/Furniture Purchases	$0	$0	$100	$0	$0	$0	$0
63052 - Cellular	$2,009	$5,900	$5,900	$3,200	($2,700)	$5,200	$2,000
63060 - Office & Charting Supplies	$46	$200	$200	$200	$0	$200	$0
63070 - Other Materials & Services	$1,200	$900	$500	$900	$0	$900	$0
63300 - Staff Training and Development	$2,442	$2,600	$5,000	$3,900	$1,300	$2,600	($1,300)
63310 - Travel & Meal Expenses	$264	$0	$200	$0	$0	$0	$0
63450 - Maintenance of Equipment	$9,337	$10,200	$9,000	$9,000	($1,200)	$9,100	$100
63503 - Medical Supplies	$7,514	$15,000	$15,000	$15,000	$0	$15,000	$0
63514 - Medications	$2,797	$6,000	$3,000	$6,000	$0	$6,000	$0
63600 - Fuel	$8,562	$13,000	$10,000	$13,000	$0	$13,000	$0
63603 - Vehicle Operations	$2,035	$9,000	$6,000	$9,000	$0	$9,000	$0
63708 - Licenses and Fees	$0	$300	$300	$300	$0	$300	$0
63762 - Uniforms	$0	$3,000	$3,000	$3,000	$0	$3,000	$0
64020 - Computer Support/Maintenance	$9,437	$14,900	$14,900	$7,400	($7,500)	$7,500	$100
64102 - Professional & Consulting Fees	$7,253	$13,400	$13,400	$13,400	$0	$13,400	$0
66000 - Payments to Indiv. & Organiz'	$27,235	$0	$0	$0	$0	$0	$0
67000 - Interfunc. Admin Charges	$29,300	$40,000	$40,000	$41,000	$1,000	$44,000	$3,000
67002 - Interfunc. Equip Operations	$14,015	$9,500	$11,100	$12,000	$2,500	$12,400	$400
67021 - Interfunc. Fuel	$20,064	$22,000	$24,400	$24,500	$2,500	$25,200	$700
67027 - Interfunc. Vehicle Charge	$0	$9,500	$9,500	$9,800	$300	$9,800	$0
Grand Total	**$143,511**	**$175,400**	**$171,500**	**$176,700**	**$1,300**	**$176,600**	**($100)**

Net Levy

	2024 Actuals	2025 Budget	2025 Year End Projection	2026 Budget	2026 vs 2025 Budget	2027 Projection	2027 vs 2026 Budget
Community Paramedicine LTC	$37,819	$172,400	$0	$75,500	($96,900)	$156,900	$81,400

Paramedic Services SOS Program
Operating
2026 Budget

Revenues

	2024 Actuals	2025 Budget	2025 Year End Projection	2026 Budget	2026 vs 2025 Budget	2027 Projection	2027 vs 2026 Budget
49400 - Transfer From Reserve	($50,700)	$0	$0	$0	$0	$0	$0
51100 - Provincial Conditional Grant	($462,917)	($674,700)	($670,400)	($717,000)	($42,300)	($590,700)	$126,300
52000 - Federal Conditional Grant	$0	$0	($458,000)	($777,000)	($777,000)	($24,000)	$753,000
Grand Total	**($513,617)**	**($674,700)**	**($1,128,400)**	**($1,494,000)**	**($819,300)**	**($614,700)**	**$879,300**

Salaries and Benefits

	2024 Actuals	2025 Budget	2025 Year End Projection	2026 Budget	2026 vs 2025 Budget	2027 Projection	2027 vs 2026 Budget
61000 - Salaries and Wages	$109,516	$152,300	$228,600	$286,700	$134,400	$193,600	($93,100)
61003 - Overtime Wages	$450	$5,500	$0	$10,500	$5,000	$6,200	($4,300)
61220 - CPP	$5,300	$6,500	$10,300	$12,300	$5,800	$7,800	($4,500)
61221 - EI	$1,738	$2,100	$3,300	$3,400	$1,300	$2,100	($1,300)
61222 - WSIB Premiums	$6,649	$9,600	$14,400	$18,100	$8,500	$11,100	($7,000)
61223 - OMERS	$10,169	$16,100	$26,900	$31,100	$15,000	$19,200	($11,900)
61224 - EHT	$2,140	$3,100	$4,700	$5,800	$2,700	$3,700	($2,100)
61225 - Group Benefits	$9,097	$15,700	$16,600	$29,300	$13,600	$18,800	($10,500)
61228 - Boot Allowance	$109	$200	$200	$200	$0	$200	$0
Grand Total	**$145,167**	**$211,100**	**$305,000**	**$397,400**	**$186,300**	**$262,700**	**($134,700)**

Other Expenses

	2024 Actuals	2025 Budget	2025 Year End Projection	2026 Budget	2026 vs 2025 Budget	2027 Projection	2027 vs 2026 Budget
63030 - Copying & Printing	$321	$0	$0	$0	$0	$0	$0
63041 - Computer Purchase	$1,633	$0	$13,200	$0	$0	$0	$0
63052 - Cellular	$832	$300	$2,500	$1,000	$700	$300	($700)
63060 - Office & Charting Supplies	$78	$100	$100	$200	$100	$100	($100)
63070 - Other Materials & Services	$85	$100	$100	$100	$0	$100	$0
63300 - Staff Training and Development	$1,018	$0	$1,200	$1,300	$1,300	$0	($1,300)
63310 - Travel & Meal Expenses	$216	$300	$900	$2,800	$2,500	$400	($2,400)
63503 - Medical Supplies	$728	$1,000	$1,300	$2,000	$1,000	$1,000	($1,000)
63514 - Medications	$3,118	$4,000	$8,000	$8,300	$4,300	$4,200	($4,100)
63516 - Patient Care Equipment	$0	$0	$200	$0	$0	$0	$0
63600 - Fuel	$1,151	$2,500	$2,900	$6,500	$4,000	$2,600	($3,900)
63603 - Vehicle Operations	$425	$2,000	$3,300	$5,000	$3,000	$2,100	($2,900)
63762 - Uniforms	$0	$2,600	$4,600	$3,200	$600	$2,600	($600)
64020 - Computer Support/Maintenance	$3,984	$4,100	$4,100	$4,100	$0	$4,100	$0
64102 - Professional & Consulting Fees	$7,287	$6,000	$5,100	$6,000	$0	$6,000	$0
65300 - Rent	$1,963	$2,000	$1,900	$2,000	$0	$2,000	$0
66000 - Payments to Indiv. & Organiz'	$338,542	$429,600	$741,200	$1,010,100	$580,500	$310,900	($699,200)
66516 - Personal Needs	$0	$1,500	$0	$1,500	$0	$1,500	$0
67000 - Interfunc. Admin Charges	$0	$0	$23,200	$23,200	$23,200	$0	($23,200)
67002 - Interfunc. Equip Operations	$1,964	$1,500	$3,600	$4,500	$3,000	$2,700	($1,800)
67013 - Interfunc. Audit Fees	$0	$0	$0	$4,300	$4,300	$4,500	$200
67021 - Interfunc. Fuel	$5,102	$6,000	$6,000	$10,500	$4,500	$6,900	($3,600)
Grand Total	**$368,450**	**$463,600**	**$823,400**	**$1,096,600**	**$633,000**	**$352,000**	**($744,600)**

Net Levy

	2024 Actuals	2025 Budget	2025 Year End Projection	2026 Budget	2026 vs 2025 Budget	2027 Projection	2027 vs 2026 Budget
SOS Program	$0	$0	$0	$0	$0	$0	$0

Paramedic Services PTSD Peer Support
Operating
2026 Budget

Revenues

	2024 Actuals	2025 Budget	2025 Year End Projection	2026 Budget	2026 vs 2025 Budget	2027 Projection	2027 vs 2026 Budget
51100 - Provincial Conditional Grant	$0	$0	$0	($7,500)	($7,500)	$0	$7,500
Grand Total	**$0**	**$0**	**$0**	**($7,500)**	**($7,500)**	**$0**	**$7,500**

Salaries and Benefits

	2024 Actuals	2025 Budget	2025 Year End Projection	2026 Budget	2026 vs 2025 Budget	2027 Projection	2027 vs 2026 Budget
61000 - Salaries and Wages	$14,832	$32,900	$32,900	$35,200	$2,300	$36,400	$1,200
61220 - CPP	$376	$1,400	$1,400	$1,600	$200	$1,700	$100
61221 - EI	$126	$400	$400	$400	$0	$400	$0
61222 - WSIB Premiums	$840	$2,000	$2,000	$2,200	$200	$2,200	$0
61223 - OMERS	$1,509	$3,600	$3,600	$3,800	$200	$4,000	$200
61224 - EHT	$289	$600	$600	$700	$100	$700	$0
61225 - Group Benefits	$1,598	$4,000	$4,000	$3,700	($300)	$4,000	$300
Grand Total	**$19,571**	**$44,900**	**$44,900**	**$47,600**	**$2,700**	**$49,400**	**$1,800**

Other Expenses

	2024 Actuals	2025 Budget	2025 Year End Projection	2026 Budget	2026 vs 2025 Budget	2027 Projection	2027 vs 2026 Budget
63052 - Cellular	$233	$300	$300	$300	$0	$300	$0
63060 - Office & Charting Supplies	$0	$500	$300	$500	$0	$500	$0
63070 - Other Materials & Services	$2,678	$5,000	$5,000	$5,000	$0	$5,000	$0
63300 - Staff Training and Development	$5,201	$7,500	[illegible]	$7,500	$0	$7,500	$0

	2024 Actuals	2025 Budget	2025 Year End Projection	2026 Budget	2026 vs 2025 Budget	2027 Projection	2027 vs 2026 Budget
63310 - Travel & Meal Expenses	$946	$0	$500	$2,500	$2,500	$2,500	$0
64020 - Computer Support/Maintenance	$6,976	$8,700	$8,700	$0	($8,700)	$0	$0
64102 - Professional & Consulting Fees	$37,298	$41,000	$39,100	$41,000	$0	$41,000	$0
Grand Total	**$53,332**	**$63,000**	**$63,000**	**$56,800**	**($6,200)**	**$56,800**	**$0**

Net Levy

	2024 Actuals	2025 Budget	2025 Year End Projection	2026 Budget	2026 vs 2025 Budget	2027 Projection	2027 vs 2026 Budget
PTSD Peer Support	$72,903	$107,900	$107,900	$96,900	($11,000)	$106,200	$9,300

Paramedic Services Vehicle Operations
Operating
2026 Budget

Revenues

	2024 Actuals	2025 Budget	2025 Year End Projection	2026 Budget	2026 vs 2025 Budget	2027 Projection	2027 vs 2026 Budget
49400 - Transfer From Reserve	($30,220)	($5,800)	($5,800)	$0	$5,800	$0	$0
49405 - From Reserve - One Time Fundin	$0	($50,000)	$0	($30,000)	$20,000	$0	$30,000
Grand Total	**($30,220)**	**($55,800)**	**($5,800)**	**($30,000)**	**$25,800**	**$0**	**$30,000**

Salaries and Benefits

	2024 Actuals	2025 Budget	2025 Year End Projection	2026 Budget	2026 vs 2025 Budget	2027 Projection	2027 vs 2026 Budget
61000 - Salaries and Wages	$75,261	$0	$0	$0	$0	$0	$0
61003 - Overtime Wages	$1,867	$0	$0	$0	$0	$0	$0
61220 - CPP	$4,106	$0	$0	$0	$0	$0	$0
61221 - EI	$1,350	$0	$0	$0	$0	$0	$0
61222 - WSIB Premiums	$1,024	$0	$0	$0	$0	$0	$0
61223 - OMERS	$7,194	$0	$0	$0	$0	$0	$0
61224 - EHT	$1,479	$0	$0	$0	$0	$0	$0
61225 - Group Benefits	$10,143	$0	$0	$0	$0	$0	$0
61228 - Boot Allowance	$487	$0	$0	$0	$0	$0	$0
Grand Total	**$102,912**	**$0**	**$0**	**$0**	**$0**	**$0**	**$0**

Other Expenses

	2024 Actuals	2025 Budget	2025 Year End Projection	2026 Budget	2026 vs 2025 Budget	2027 Projection	2027 vs 2026 Budget
63600 - Fuel	$208,733	$210,000	$182,600	$210,000	$0	$210,000	$0

	2024 Actuals	2025 Budget	2025 Year End Projection	2026 Budget	2026 vs 2025 Budget	2027 Projection	2027 vs 2026 Budget
63603 - Vehicle Operations	$194,448	$185,800	$209,900	$210,000	$24,200	$180,000	($30,000)
63610 - Tires	$31,278	$28,000	$28,000	$30,000	$2,000	$30,000	$0
63708 - Licenses and Fees	$7,092	$7,500	$8,600	$7,500	$0	$7,500	$0
65110 - Insurance	$186,210	$203,000	$200,800	$217,500	$14,500	$232,400	$14,900
67002 - Interfunc. Equip Operations	$135,813	$247,300	$180,100	$244,400	($2,900)	$251,700	$7,300
67021 - Interfunc. Fuel	$150,615	$165,000	$156,100	$160,000	($5,000)	$164,800	$4,800
67022 - Interfunc. Vehicle Parts	$17,609	$18,000	$20,200	$20,000	$2,000	$20,600	$600
Grand Total	**$931,798**	**$1,064,600**	**$986,300**	**$1,099,400**	**$34,800**	**$1,097,000**	**($2,400)**

Net Levy

	2024 Actuals	2025 Budget	2025 Year End Projection	2026 Budget	2026 vs 2025 Budget	2027 Projection	2027 vs 2026 Budget
Vehicle Operations	$1,004,490	$1,008,800	$980,500	$1,069,400	$60,600	$1,097,000	$27,600

Paramedic Services Stations Summary
Operating
2026 Budget

Revenues

	2024 Actuals	2025 Budget	2025 Year End Projection	2026 Budget	2026 vs 2025 Budget	2027 Projection	2027 vs 2026 Budget
49400 - Transfer From Reserve	($469,000)	($1,063,900)	($539,500)	($616,200)	$447,700	($1,540,100)	($923,900)
49405 - From Reserve - One Time Fundin	($24,327)	$0	$0	$0	$0	$0	$0
Grand Total	**($493,327)**	**($1,063,900)**	**($539,500)**	**($616,200)**	**$447,700**	**($1,540,100)**	**($923,900)**

Salaries and Benefits

	2024 Actuals	2025 Budget	2025 Year End Projection	2026 Budget	2026 vs 2025 Budget	2027 Projection	2027 vs 2026 Budget
61000 - Salaries and Wages	$10,371,545	$11,359,300	$11,131,000	$12,238,700	$879,400	$13,560,200	$1,321,500
61003 - Overtime Wages	$235,363	$435,300	$491,700	$483,300	$48,000	$522,200	$38,900
61009 - Salary Recoveries	($189,268)	($24,000)	($43,000)	($24,000)	$0	($24,000)	$0
61220 - CPP	$465,897	$505,000	$502,000	$556,200	$51,200	$635,200	$79,000
61221 - EI	$156,888	$167,300	$150,100	$171,500	$4,200	$190,000	$18,500
61222 - WSIB Premiums	$653,116	$718,700	$676,200	$774,500	$55,800	$857,400	$82,900
61223 - OMERS	$932,452	$1,175,600	$984,300	$1,268,300	$92,700	$1,406,600	$138,300
61224 - EHT	$211,452	$228,800	$219,700	$246,700	$17,900	$273,400	$26,700
61225 - Group Benefits	$798,962	$1,052,400	$810,000	$958,800	($93,600)	$1,120,800	$162,000
61228 - Boot Allowance	$8,602	$18,200	$15,800	$19,200	$1,000	$20,100	$900
Grand Total	**$13,645,009**	**$15,636,600**	**$14,937,800**	**$16,693,200**	**$1,056,600**	**$18,561,900**	**$1,868,700**

Other Expenses

	2024 Actuals	2025 Budget	2025 Year End Projection	2026 Budget	2026 vs 2025 Budget	2027 Projection	2027 vs 2026 Budget
63042 - Equip/Furniture Purchases	$3,023	$10,000	$13,300	$10,000	$0	$10,000	$0
63051 - Telephone	$10,249	$10,300	$9,000	$0	($10,300)	$0	$0
63070 - Other Materials & Services	$3,893	$0	$0	$0	$0	$0	$0
63310 - Travel & Meal Expenses	$3,035	$0	$1,500	$0	$0	$0	$0
63403 - Maintenance of Buildings	$39,448	$92,500	$78,700	$111,300	$18,800	$129,300	$18,000
63440 - Heat	$22,236	$28,700	$25,800	$33,800	$5,100	$37,800	$4,000
63441 - Hydro	$39,175	$47,100	$39,400	$51,700	$4,600	$55,700	$4,000
63442 - Water/Sewage	$11,870	$15,900	$11,500	$19,300	$3,400	$23,300	$4,000
63485 - Maintenance of Grounds	$1,567	$2,800	$2,300	$2,100	($700)	$2,100	$0
64027 - Internet Network Services	$0	$0	$0	$12,300	$12,300	$12,400	$100
64419 - Waste Removal	$2,630	$3,000	$2,900	$3,100	$100	$3,100	$0
64486 - Snow Removal	$12,303	$17,500	$19,500	$30,200	$12,700	$31,000	$800
65300 - Rent	$138,171	$134,200	$134,200	$118,500	($15,700)	$120,400	$1,900
Grand Total	**$287,601**	**$362,000**	**$338,100**	**$392,300**	**$30,300**	**$425,100**	**$32,800**

Net Levy

	2024 Actuals	2025 Budget	2025 Year End Projection	2026 Budget	2026 vs 2025 Budget	2027 Projection	2027 vs 2026 Budget
Stations Summary	$13,439,283	$14,934,700	$14,736,400	$16,469,300	$1,534,600	$17,446,900	$977,600

Paramedic Services Other Administration
Operating
2026 Budget

Other Expenses

	2024 Actuals	2025 Budget	2025 Year End Projection	2026 Budget	2026 vs 2025 Budget	2027 Projection	2027 vs 2026 Budget
67000 - Interfunc. Admin Charges	($880,200)	($937,000)	($937,000)	($944,000)	($7,000)	($1,012,000)	($68,000)
67007 - Interfunc. Rent	($50,400)	$0	$0	$0	$0	$0	$0
Grand Total	**($930,600)**	**($937,000)**	**($937,000)**	**($944,000)**	**($7,000)**	**($1,012,000)**	**($68,000)**

Net Levy

	2024 Actuals	2025 Budget	2025 Year End Projection	2026 Budget	2026 vs 2025 Budget	2027 Projection	2027 vs 2026 Budget
Other Administration	($930,600)	($937,000)	($937,000)	($944,000)	($7,000)	($1,012,000)	($68,000)

Paramedic Services
Capital Summary
2026 Budget

Revenues

	2024 Actuals	2025 Budget	2025 Year End Projection	2026 Budget	2026 vs 2025 Budget	2027 Projection	2027 vs 2026 Budget
49300 - Sale of Assets	($2,000)	($93,200)	($3,000)	($131,400)	($38,200)	($22,400)	$109,000
49400 - Transfer From Reserve	($870,297)	($3,240,000)	($1,267,800)	($2,922,800)	$317,200	($1,709,400)	$1,213,400
49415 - From Reserve - Dev. Charges	($52,578)	($99,500)	($99,500)	($103,300)	($3,800)	($107,300)	($4,000)
50000 - Serial Debentures	$0	($3,606,800)	($2,100,000)	($7,336,900)	($3,730,100)	($2,546,200)	$4,790,700
52000 - Federal Conditional Grant	$0	$0	($300,000)	$0	$0	$0	$0
54060 - Miscellaneous Receipts	($4,000)	$0	$0	$0	$0	$0	$0
Grand Total	**($928,875)**	**($7,039,500)**	**($3,770,300)**	**($10,494,400)**	**($3,454,900)**	**($4,385,300)**	**$6,109,100**

Other Expenses

	2024 Actuals	2025 Budget	2025 Year End Projection	2026 Budget	2026 vs 2025 Budget	2027 Projection	2027 vs 2026 Budget
62210 - Debenture - Interest Payments	$12,846	$68,300	$68,300	$189,300	$121,000	$435,500	$246,200
63047 - Vehicle Purchases	$736,908	$2,746,700	$1,186,900	$2,538,800	($207,900)	$976,300	($1,562,500)
63049 - Equipment Purchases	$362,510	$378,000	$355,000	$276,200	($101,800)	$547,500	$271,300
63092 - Insurance Recovery	($259,720)	$0	$0	$0	$0	$0	$0
63400 - Buildings/Renovations	$0	$0	$0	$2,266,000	$2,266,000	$0	($2,266,000)
63911 - Land	$152,518	$0	$0	$0	$0	$0	$0
64102 - Professional & Consulting Fees	$29,801	$0	$100,000	$612,000	$612,000	$212,000	($400,000)
64403 - Bldg Contracted Services	$32,600	$100,000	$14,300	$110,000	$10,000	$41,300	($68,700)

	2024 Actuals	2025 Budget	2025 Year End Projection	2026 Budget	2026 vs 2025 Budget	2027 Projection	2027 vs 2026 Budget
64500 - Buildings/Renovations	$141,955	$3,606,800	$2,000,000	$4,458,900	$852,100	$2,334,200	($2,124,700)
67027 - Interfunc. Vehicle Charge	($9,200)	($9,500)	($9,500)	($9,800)	($300)	($10,100)	($300)
68210 - Debenture/Debt Principal Pmts.	$52,578	$189,900	$189,900	$238,700	$48,800	$343,300	$104,600
69100 - Transfer to Reserves	$193,700	$0	$0	$0	$0	$0	$0
69106 - Transfer to Reserve Asset Mgmt	$0	$157,900	$157,900	$163,500	$5,600	$169,400	$5,900
80100 - For Future Financing	($320,274)	$0	$0	$0	$0	$0	$0
Grand Total	**$1,126,221**	**$7,238,100**	**$4,062,800**	**$10,843,600**	**$3,605,500**	**$5,049,400**	**($5,794,200)**

Net Levy

	2024 Actuals	2025 Budget	2025 Year End Projection	2026 Budget	2026 vs 2025 Budget	2027 Projection	2027 vs 2026 Budget
Paramedic Capital	$197,346	$198,600	$292,500	$349,200	$150,600	$664,100	$314,900

Paramedic Services Capital Projects - Total Expenditures

	2026	2027	2028	2029	2030	2031	2032	2033	2034	2035	10 Year Total
AMB-0001 - Ambulance Replacement	$2,456,900	$976,300	$877,300	$0	$626,500	$1,395,300	$3,376,800	$0	$1,242,100	$0	$10,951,200
AMB-0002 - Debenture Payment Paramedic Service Base - Chatsworth	$65,400	$65,400	$65,400	$65,400	$65,400	$65,400	$0	$0	$0	$0	$392,400
AMB-0004 - Debenture Payment Paramedic Services Base - Durham	$192,800	$192,800	$192,800	$192,800	$192,800	$192,800	$192,800	$192,800	$192,800	$192,800	$1,928,000
AMB-0005 - Power Stretchers	$191,500	$277,500	$41,000	$42,500	$0	$136,500	$0	$151,300	$0	$208,800	$1,049,100
AMB-0006 - Vehicle AVL/GPS	$0	$12,000	$0	$102,800	$8,900	$9,200	$0	$14,700	$0	$126,300	$273,900
AMB-0007 - Cardiac Monitors/Defibrillators	$0	$138,800	$0	$0	$1,179,500	$106,200	$109,900	$0	$176,500	$0	$1,710,900
AMB-0008 - Emergency Response Unit Replacement	$81,900	$0	$0	$559,600	$76,500	$0	$0	$104,200	$317,900	$0	$1,140,100
AMB-0009 - Mechanical Compression Device	$0	$96,400	$0	$0	$0	$405,700	$0	$0	$327,100	$84,600	$913,800
AMB-0010 - Tablet Computers/Ipads for Ambulances	$0	$4,700	$0	$0	$104,200	$0	$5,600	$0	$0	$123,800	$238,300
AMB-0011 - Tracked Stair Chairs	$84,700	$18,100	$0	$20,100	$0	$0	$0	$0	$23,900	$16,500	$163,300
AMB-0012 - Paramedic Services New Feversham Base	$2,562,700	$169,800	$169,800	$169,800	$169,800	$169,800	$169,800	$169,800	$169,800	$169,800	$4,090,900
AMB-0013 - Roof Replacement (Owen Sound Base)	$90,000	$0	$0	$0	$0	$0	$0	$0	$0	$0	$90,000
AMB-0014 - Paramedic Services New Ayton Base	$2,472,000	$175,400	$175,400	$175,400	$175,400	$175,400	$175,400	$175,400	$175,400	$175,400	$4,050,600
AMB-0015 - Parking Lot (Owen Sound Base)	$0	$36,300	$0	$0	$0	$0	$0	$0	$0	$0	$36,300
AMB-0016 - Carbon Monoxide Detectors (Craigleith Base)	$0	$5,000	$0	$0	$0	$0	$0	$0	$0	$0	$5,000

	2026	2027	2028	2029	2030	2031	2032	2033	2034	2035	10 Year Total
AMB-0017 - Paramedic Services New Thornbury Base	$0	$2,546,200	$180,700	$180,700	$180,700	$180,700	$180,700	$180,700	$180,700	$180,700	$3,991,800
AMB-0018 - Exterior Door Replacements (Owen Sound Base)	$0	$0	$15,000	$0	$0	$0	$0	$0	$0	$0	$15,000
AMB-0019 - Overhead Door Replacements (Owen Sound Base	$0	$0	$99,000	$0	$0	$0	$0	$0	$0	$0	$99,000
AMB-0020 - Paramedic Services New Cobble Base	$0	$0	$2,622,500	$186,100	$186,100	$186,100	$186,100	$186,100	$186,100	$186,100	$3,925,200
AMB-0021 - Metal Roof (Craigleith Base)	$0	$0	$0	$0	$0	$0	$82,500	$0	$0	$0	$82,500
AMB-0022 - Replace Furnace (Craigleith Base)	$0	$0	$0	$0	$0	$0	$7,500	$0	$0	$0	$7,500
AMB-0023 - Overhead doors (Craigleith Base)	$0	$0	$0	$0	$0	$0	$16,000	$0	$0	$0	$16,000
AMB-0024 - Window Replacements (Owen Sound Base)	$0	$0	$0	$0	$0	$0	$0	$12,000	$0	$0	$12,000
AMB-0025 - Roof Assemblies Replacements (Owen Sound Base)	$0	$0	$0	$0	$0	$0	$0	$98,000	$0	$0	$98,000
AMB-0026 - Transfer to Reserves (Vehicle and Equipment Replacement)	$118,900	$123,100	$127,400	$131,900	$136,500	$141,300	$146,200	$151,300	$157,000	$162,100	$1,395,700
AMB-0027 - Transfer to/from Reserve (BCA) EMS Station Capital Repairs	$34,800	$36,200	$37,600	$39,100	$40,700	$42,300	$44,000	$45,800	$47,000	$48,400	$415,900
AMB-0028 - Kitchenette Addition (Chatsworth Base)	$20,000	$0	$0	$0	$0	$0	$0	$0	$0	$0	$20,000
AMB-0029 - Paramedic Services New Dundalk Base	$2,472,000	$175,400	$175,400	$175,400	$175,400	$175,400	$175,400	$175,400	$175,400	$175,400	$4,050,600
Grand Total	**$10,843,600**	**$5,049,400**	**$4,779,300**	**$2,041,600**	**$3,318,400**	**$3,382,100**	**$4,868,700**	**$1,657,500**	**$3,371,700**	**$1,850,700**	**$41,163,000**

Grey County
Colour It Your Way

Transportation Services

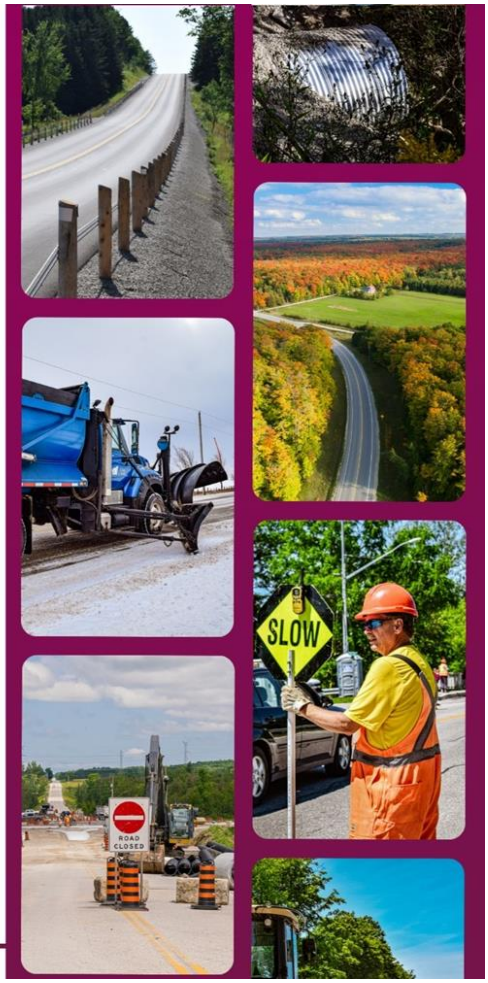

The 2026 Transportation Services departmental budgets include a net departmental requirement (total of operating and capital) of $28,486,100 compared to $24,973,000 in 2025, an increase of $3,513,100. This increase is $1,250,600 more than the amount included in the 2025 budget for 2026 forecast. The 2026 forecasted budget did not include any increase in the levy or adjustments to the County road network from the Urban and Road Exchange.

Transportation Services

Description

Grey County Transportation Services maintains a network of over 877 kilometres of county roads and 192 large structures including bridges and culverts. The Transportation Department plans and oversees construction projects to maintain and improve the county road network, and maintains roads year round with services including, snow plowing and snow removal, ditching, shoulder grading, minor capital work (patching) and more.

The Transportation Services budget is separated into three primary categories.

Major Road and Bridge Construction

This portion of the budget includes major road rehabilitation and reconstruction projects, ranging from pulverizing and paving, asphalt overlays, total reconstruction, and more. Bridge construction includes maintenance to extend the life of structures, and the replacement of bridges and culverts.

Facilities, Depots and Domes

This portion of the budget includes capital investments to maintain existing buildings and depots that are used to support transportation services operations, as well as the construction of any new buildings.

Machinery and Equipment

This budget includes the purchasing of major equipment that is used by Grey County to keep our roadways safe. This includes but is not limited to snow plows, patrol vehicles, heavy equipment such as back hoes, and other tools and equipment used to maintain vehicles and service our roadways.

Ordinary Maintenance

This area of the transportation budget consists of work such as pothole patching, shoulder grading, right of way maintenance, guide rails, small culverts, line painting, traffic signals, and more.

Winter Maintenance

Winter maintenance includes activities such as road plowing, salt, road patrolling, small equipment repair, and ordinary winter maintenance like pothole patching and sign maintenance.

Administration

The administration portion of the Transportation Services budget includes supervision and overhead, signage, asset management contributions, insurance premiums, professional fees, studies and more.

Budget

The 2026 Transportation Services departmental budgets include a net departmental requirement (total of operating and capital) of $28,486,100 compared to $24,973,000 in 2025, an increase of $3,513,100. This increase is $1,250,600 more than the amount included in the 2025 budget for 2026 forecast. The 2026 forecasted budget did not include any increase in the levy or adjustments to the County road network from the Urban and Road Exchange.

County of Grey
Transportation Services
2026 Budget Net Department Requirement Summary

Transportation Services Operating Summary

	2024 Actuals	2025 Budget	2025 Year End Projection	2026 Budget	2026 vs 2025 Budget	2027 Projection	2027 vs 2026 Budget
Facilities, Depots and Domes	$201,429	$251,600	$323,100	$323,200	$71,600	$305,100	($18,100)
Machinery & Equipment Summary	$597,454	$206,800	$76,200	$368,700	$161,900	$622,400	$253,700
Ordinary Maintenance	$3,863,256	$4,044,600	$4,011,200	$4,307,900	$263,300	$4,434,100	$126,200
Supervision, Overhead and Administrative Summary	$3,480,584	$3,486,200	$3,252,900	$3,482,200	($4,000)	$3,676,600	$194,400
Winter Maintenance	$4,996,159	$5,674,400	$7,000,000	$6,271,200	$596,800	$6,474,600	$203,400
Grand Total	**$13,138,882**	**$13,663,600**	**$14,663,400**	**$14,753,200**	**$1,089,600**	**$15,512,800**	**$759,600**

Transportation Services Capital Summary

	2024 Actuals	2025 Budget	2025 Year End Projection	2026 Budget	2026 vs 2025 Budget	2027 Projection	2027 vs 2026 Budget
Facilities, Depots and Domes	$378,291	$386,500	$1,915,200	$397,700	$11,200	$409,100	$11,400
Machinery & Equipment Summary	$681,732	$0	($365,700)	$0	$0	$0	$0
Major Road and Bridge Construction Summary	$9,720,694	$10,922,900	$9,021,500	$13,335,200	$2,412,300	$15,028,900	$1,693,700
Grand Total	**$10,780,718**	**$11,309,400**	**$10,571,000**	**$13,732,900**	**$2,423,500**	**$15,438,000**	**$1,705,100**

Transportation Services Operating and Capital Combined Summary

	2024 Actuals	2025 Budget	2025 Year End Projection	2026 Budget	2026 vs 2025 Budget	2027 Projection	2027 vs 2026 Budget
Facilities, Depots and Domes	$579,720	$638,100	$2,238,300	$720,900	$82,800	$714,200	($6,700)
Machinery & Equipment Summary	$1,279,186	$206,800	($289,500)	$368,700	$161,900	$622,400	$253,700
Major Road and Bridge Construction Summary	$9,720,694	$10,922,900	$9,021,500	$13,335,200	$2,412,300	$15,028,900	$1,693,700
Ordinary Maintenance	$3,863,256	$4,044,600	$4,011,200	$4,307,900	$263,300	$4,434,100	$126,200
Supervision, Overhead and Administrative Summary	$3,480,584	$3,486,200	$3,252,900	$3,482,200	($4,000)	$3,676,600	$194,400
Winter Maintenance	$4,996,159	$5,674,400	$7,000,000	$6,271,200	$596,800	$6,474,600	$203,400
Grand Total	**$23,919,600**	**$24,973,000**	**$25,234,400**	**$28,486,100**	**$3,513,100**	**$30,950,800**	**$2,464,700**

Facilities, Depots and Domes

The 2026 Facilities, Depots and Domes operating and capital budgets total $720,900 an increase of $82,800, as compared to 2025.

The operating portion of this budget has a net levy requirement of $323,200 and increase of $71,600. This increase is primarily the result of increased repair costs for salt storage buildings, specifically Clarksburg, to ensure the building is usable until its planned replacement in 2027. Additional increases are included for utility costs and usage of equipment.

The capital portion of this budget has a net requirement of $397,700 for 2026, an increase of $11,200 from 2025. Capital projects are funded from reserve, a transfer to reserve is budgeted to fund future work as recommended in the 2020 Building Condition Assessments.

Projects scheduled for 2026 are as follows:

- Chatsworth – Removal of asbestos ($47,000), electrical/water/septic repairs and upgrades ($100,000), infra-red radiant heaters ($20,000)
- Clarksburg – Floor Drains ($30,000)
- Kimberley - winter dome contingency ($50,000)
- A new Patrol D facility ($7,760,300) funded by transfer from reserves and development charges
- Electric vehicle chargers at various locations ($100,000) with $50,000 funded by reserve and $50,000 funded by gran
- Miscellaneous depot repairs ($24,400)
- Transfers to reserves ($397,700)

Facilities, Depots & Domes - Operating 2026 Budget

Revenues

	2024 Actuals	2025 Budget	2025 Year End Projection	2026 Budget	2026 vs 2025 Budget	2027 Projection	2027 vs 2026 Budget
49400 - Transfer From Reserve	$0	$0	$0	($20,000)	($20,000)	$0	$20,000
Grand Total	**$0**	**$0**	**$0**	**($20,000)**	**($20,000)**	**$0**	**$20,000**

Salaries and Benefits

	2024 Actuals	2025 Budget	2025 Year End Projection	2026 Budget	2026 vs 2025 Budget	2027 Projection	2027 vs 2026 Budget
61000 - Salaries and Wages	$78,996	$0	$0	$0	$0	$0	$0
61003 - Overtime Wages	$3,599	$0	$0	$0	$0	$0	$0
61220 - CPP	$4,592	$0	$0	$0	$0	$0	$0
61221 - EI	$1,609	$0	$0	$0	$0	$0	$0
61222 - WSIB Premiums	$1,114	$0	$0	$0	$0	$0	$0
61223 - OMERS	$6,095	$0	$0	$0	$0	$0	$0
61224 - EHT	$1,608	$0	$0	$0	$0	$0	$0
61225 - Group Benefits	$10,678	$0	$0	$0	$0	$0	$0
61228 - Boot Allowance	$292	$0	$0	$0	$0	$0	$0
Grand Total	**$108,582**	**$0**	**$0**	**$0**	**$0**	**$0**	**$0**

Other Expenses

	2024 Actuals	2025 Budget	2025 Year End Projection	2026 Budget	2026 vs 2025 Budget	2027 Projection	2027 vs 2026 Budget
63030 - Copying & Printing	$2,482	$2,100	$2,600	$2,700	$600	$2,800	$100
63070 - Other Materials & Services	$1,055	$1,500	$1,300	$1,400	($100)	$1,500	$100
63310 - Travel & Meal Expenses	$284	$0	$200	$200	$200	$200	$0

	2024 Actuals	2025 Budget	2025 Year End Projection	2026 Budget	2026 vs 2025 Budget	2027 Projection	2027 vs 2026 Budget
63401 - Cleaning Supplies	$4,281	$500	$4,400	$4,600	$4,100	$4,800	$200
63403 - Maintenance of Buildings	$58,369	$70,000	$105,000	$115,000	$45,000	$70,000	($45,000)
63419 - Waste Disposal	$26,662	$23,500	$25,000	$27,000	$3,500	$28,000	$1,000
63440 - Heat	$40,165	$44,000	$55,000	$52,000	$8,000	$54,000	$2,000
63441 - Hydro	$42,360	$47,000	$46,000	$47,000	$0	$48,000	$1,000
63442 - Water/Sewage	$1,810	$1,500	$1,400	$1,500	$0	$1,600	$100
63450 - Maintenance of Equipment	$2,939	$10,000	$15,000	$10,000	$0	$10,000	$0
63485 - Maintenance of Grounds	$14,050	$7,000	$10,000	$10,500	$3,500	$11,000	$500
63702 - Equipment Costs/Rentals	$13,993	$11,500	$10,000	$11,500	$0	$11,500	$0
63708 - Licenses and Fees	$395	$500	$500	$500	$0	$500	$0
63902 - Road Mtce & Construction	$990	$0	$0	$0	$0	$0	$0
64102 - Professional & Consulting Fees	$0	$6,000	$0	$6,000	$0	$6,000	$0
64120 - Purchased Service	$4,546	$8,000	$7,500	$7,500	($500)	$8,000	$500
64401 - Cleaning Services	$9,062	$10,500	$9,200	$9,800	($700)	$10,300	$500
64601 - Hired Equipment	$0	$1,000	$3,000	$3,000	$2,000	$3,000	$0
65110 - Insurance	$0	$5,000	$0	$5,000	$0	$5,000	$0
67002 - Interfunc. Equip Operations	($131,783)	$0	$25,900	$26,000	$26,000	$26,800	$800
67011 - Interfunc. Stock Usage	$1,188	$2,000	$1,100	$2,000	$0	$2,100	$100
Grand Total	**$92,847**	**$251,600**	**$323,100**	**$343,200**	**$91,600**	**$305,100**	**($38,100)**

Net Levy

	2024 Actuals	2025 Budget	2025 Year End Projection	2026 Budget	2026 vs 2025 Budget	2027 Projection	2027 vs 2026 Budget
Facilities, Depots and Domes	$201,429	$251,600	$323,100	$323,200	$71,600	$305,100	($18,100)

Facilities, Depots & Domes
Capital Summary
2026 Budget

Revenues

	2024 Actuals	2025 Budget	2025 Year End Projection	2026 Budget	2026 vs 2025 Budget	2027 Projection	2027 vs 2026 Budget
49400 - Transfer From Reserve	($312,467)	($9,603,500)	($2,868,200)	($7,361,700)	$2,241,800	($2,495,300)	$4,866,400
49415 - From Reserve - Dev. Charges	$0	($720,000)	$0	($720,000)	$0	$0	$720,000
51100 - Provincial Conditional Grant	$0	($70,000)	($70,000)	($50,000)	$20,000	$0	$50,000
Grand Total	**($312,467)**	**($10,393,500)**	**($2,938,200)**	**($8,131,700)**	**$2,261,800**	**($2,495,300)**	**$5,636,400**

Other Expenses

	2024 Actuals	2025 Budget	2025 Year End Projection	2026 Budget	2026 vs 2025 Budget	2027 Projection	2027 vs 2026 Budget
63403 - Maintenance of Buildings	$32,723	$408,500	$250,000	$124,400	($284,100)	$24,900	($99,500)
63531 - Other Expenditure Recovery	($2,158)	$0	$0	$0	$0	$0	$0
63702 - Equipment Costs/Rentals	$4,020	$0	$0	$0	$0	$0	$0
63911 - Land	$5,000	$1,600,000	$1,629,500	$0	($1,600,000)	$0	$0
64102 - Professional & Consulting Fees	$0	$0	$50,000	$0	$0	$0	$0
64120 - Purchased Service	$270,723	$8,385,000	$2,537,400	$8,007,300	($377,700)	$2,470,400	($5,536,900)
67002 - Interfunc. Equip Operations	$1,420	$0	$0	$0	$0	$0	$0
67011 - Interfunc. Stock Usage	$784	$0	$0	$0	$0	$0	$0
69100 - Transfer to Reserves	$375,500	$0	$0	$0	$0	$0	$0
69106 - Transfer to Reserve Asset Mgmt	$0	$386,500	$386,500	$397,700	$11,200	$409,100	$11,400
Grand Total	**$688,012**	**$10,780,000**	**[illegible]**	**[illegible]529,400**	**($2,250,600)**	**$2,904,400**	**($5,625,000)**

Net Levy

	2024 Actuals	2025 Budget	2025 Year End Projection	2026 Budget	2026 vs 2025 Budget	2027 Projection	2027 vs 2026 Budget
Facilities, Depots and Domes	$378,291	$386,500	$1,915,200	$397,700	$11,200	$409,100	$11,400

Facilities, Depots & Domes Capital Projects - Total Expenditures

	2026	2027	2028	2029	2030	2031	2032	2033	2034	2035	10 Year Total
HOU-0003 - Patrol D - New Facility (Ceylon)	$7,760,300	$0	$0	$0	$0	$0	$0	$0	$0	$0	$7,760,300
HOU-0005 - Patrol B - Kimberley Dome Contingency	$50,000	$0	$0	$0	$0	$0	$0	$0	$0	$0	$50,000
HOU-0011 - Various Locations - Electric Vehicle Chargers	$100,000	$0	$0	$0	$0	$0	$0	$0	$0	$0	$100,000
HOU-0013 - Patrol A Chatsworth - Bridge Crew Storage Building	$0	$128,800	$0	$0	$0	$0	$0	$0	$0	$0	$128,800
HOU-0014 - Patrol A Chatsworth - Electrical Distribution, Domestic Water Supply and Septic System	$100,000	$0	$0	$0	$0	$0	$0	$0	$0	$0	$100,000
HOU-0018 - Patrol A Chatsworth - Infra-Red Radiant Heaters	$20,000	$0	$0	$0	$0	$0	$0	$0	$0	$0	$20,000
HOU-0020 - Patrol A Chatsworth - Parking Lot and Sidewalk	$0	$280,800	$0	$0	$0	$0	$0	$0	$0	$0	$280,800
HOU-0021 - Patrol C Ayton - Parking Lot	$0	$160,000	$0	$0	$0	$0	$0	$0	$0	$0	$160,000
HOU-0022 - Patrol A Chatsworth - Depot Roofing System	$0	$0	$260,100	$0	$0	$0	$0	$0	$0	$0	$260,100
HOU-0023 - Patrol B Kimberley - Replace Asphalt Parking Lot	$0	$0	$0	$25,000	$0	$0	$0	$0	$0	$0	$25,000

	2026	2027	2028	2029	2030	2031	2032	2033	2034	2035	10 Year Total
HOU-0024 - Patrol C Ayton - Air Conditioning Unit	$0	$0	$0	$6,600	$0	$0	$0	$0	$0	$0	$6,600
HOU-0025 - Patrol C Ayton - Centralized Exhaust System	$0	$0	$0	$20,000	$0	$0	$0	$0	$0	$0	$20,000
HOU-0026 - Patrol C Ayton - Air Exchangers	$0	$0	$0	$11,900	$0	$0	$0	$0	$0	$0	$11,900
HOU-0027 - Patrol C Ayton - Domestic Water Treatment System	$0	$0	$0	$5,300	$0	$0	$0	$0	$0	$0	$5,300
HOU-0028 - Patrol C Ayton - Forced Air Gas Furnace	$0	$0	$0	$6,600	$0	$0	$0	$0	$0	$0	$6,600
HOU-0029 - Patrol C Ayton - Infra-Red Heaters	$0	$0	$0	$19,800	$0	$0	$0	$0	$0	$0	$19,800
HOU-0030 - Patrol B Clarksburg - Replace sand building	$0	$1,860,000	$0	$0	$0	$0	$0	$0	$0	$0	$1,860,000
HOU-0031 - Patrol A Chatsworth - Sanitary Waste Removal System	$0	$0	$0	$0	$79,200	$0	$0	$0	$0	$0	$79,200
HOU-0032 - Patrol A Chatsworth - Air Conditioning Unit	$0	$0	$0	$0	$6,600	$0	$0	$0	$0	$0	$6,600
HOU-0033 - Patrol A Chatsworth - Replace Flag Poles	$0	$0	$0	$0	$12,400	$0	$0	$0	$0	$0	$12,400
HOU-0034 - Patrol A Chatsworth - Replace Lockers	$0	$0	$0	$0	$11,000	$0	$0	$0	$0	$0	$11,000
HOU-0035 - Patrol A Chatsworth - Bridge Crew	$0	$0	$0	$0	$15,000	$0	$0	$0	$0	$0	$15,000

	2026	2027	2028	2029	2030	2031	2032	2033	2034	2035	10 Year Total
Building Replace Overhead Door											
HOU-0036 - Patrol A Chatsworth - Storage Shed Replace Overhead Door	$0	$0	$0	$0	$15,000	$0	$0	$0	$0	$0	$15,000
HOU-0037 - Patrol B Clarksburg - Air Conditioning Unit	$0	$0	$0	$0	$6,600	$0	$0	$0	$0	$0	$6,600
HOU-0038 - Patrol B Clarksburg - Replace Ceramic Tiles	$0	$0	$0	$0	$10,900	$0	$0	$0	$0	$0	$10,900
HOU-0039 - Patrol B Clarksburg - Repair Floor Drains	$0	$0	$0	$0	$23,400	$0	$0	$0	$0	$0	$23,400
HOU-0040 - Patrol B Clarksburg - Repair Furnace	$0	$0	$0	$0	$12,400	$0	$0	$0	$0	$0	$12,400
HOU-0041 - Patrol C Ayton - Replace Overhead Doors	$0	$0	$0	$0	$141,300	$0	$0	$0	$0	$0	$141,300
HOU-0042 - Patrol C Ayton - Replace Exterior Doors	$0	$0	$0	$0	$31,100	$0	$0	$0	$0	$0	$31,100
HOU-0043 - Patrol C Ayton - Replace Fuel Tanks	$0	$0	$0	$0	$18,900	$0	$0	$0	$0	$0	$18,900
HOU-0044 - Patrol C Ayton - Replace Plywood	$0	$0	$0	$0	$18,700	$0	$0	$0	$0	$0	$18,700
HOU-0045 - Patrol C Ayton - Replace Exit Signs and Emergency Lighting	$0	$0	$0	$0	$9,700	$0	$0	$0	$0	$0	$9,700
HOU-0046 - Patrol A Chatsworth - Caulking of	$0	$0	$0	$0	$0	$2,100	$0	$0	$0	$0	$2,100

	2026	2027	2028	2029	2030	2031	2032	2033	2034	2035	10 Year Total
Windows and Doors											
HOU-0047 - Patrol A Chatsworth - Replace Liquid Anti-Ice Storage Tanks	$0	$0	$0	$0	$0	$12,700	$0	$0	$0	$0	$12,700
HOU-0048 - Patrol B Meaford - Storage Shed Replace Overhead Door	$0	$0	$0	$0	$0	$15,100	$0	$0	$0	$0	$15,100
HOU-0049 - Patrol B Clarksburg - Paint Walls in Office Area	$0	$0	$0	$0	$0	$9,400	$0	$0	$0	$0	$9,400
HOU-0050 - Patrol B Clarksburg - Sanitary Waste Removal System	$0	$0	$0	$0	$0	$80,800	$0	$0	$0	$0	$80,800
HOU-0051 - Patrol C Ayton - Paint Walls in Office Area	$0	$0	$0	$0	$0	$6,700	$0	$0	$0	$0	$6,700
HOU-0052 - Patrol C Ayton - Replace Door Openers	$0	$0	$0	$0	$0	$10,800	$0	$0	$0	$0	$10,800
HOU-0054 - Patrol C Ayton - Replace Liquid Anti-Ice Storage Tanks	$0	$0	$0	$0	$0	$17,800	$0	$0	$0	$0	$17,800
HOU-0055 - Patrol C Ayton - Replace Oil Tanks	$0	$0	$0	$0	$0	$19,000	$0	$0	$0	$0	$19,000
HOU-0056 - Patrol B Clarksburg - Replace Lockers	$0	$0	$0	$0	$0	$0	$11,000	$0	$0	$0	$11,000
HOU-0057 - Patrol B Clarksburg - Replace Roof	$0	$0	$0	$0	$0	$0	$357,000	$0	$0	$0	$357,000
HOU-0058 - Patrol B Clarksburg -	$0	$0	$0	$0	$0	$0	$15,500	$0	$0	$0	$15,500

	2026	2027	2028	2029	2030	2031	2032	2033	2034	2035	10 Year Total
Replace Aluminum Soffit and Fascia											
HOU-0059 - Patrol B Clarksburg - Replace Aluminum Downspouts and Eavestroughs	$0	$0	$0	$0	$0	$0	$12,600	$0	$0	$0	$12,600
HOU-0060 - Capital Depot Repairs - Miscellaneous	$24,400	$24,900	$25,400	$25,900	$26,400	$27,000	$27,500	$28,100	$28,700	$29,300	$267,600
HOU-0061 - Transfer to Reserves - Climate Change Initiatives	$31,800	$32,400	$33,000	$33,700	$34,400	$35,100	$35,800	$36,500	$37,200	$37,900	$347,800
HOU-0062 - Transfer to Reserves - Dome/Depot Repairs and Replacement Reserves	$365,900	$376,700	$387,700	$398,900	$410,300	$421,900	$433,700	$442,400	$451,200	$460,200	$4,148,900
HOU-0063 - Patrol A Chatsworth - Removal of Asbestos	$47,000	$0	$0	$0	$0	$0	$0	$0	$0	$0	$47,000
HOU-0066 - Patrol B Kimberley - Winter Dome Decommissioning	$0	$40,800	$0	$0	$0	$0	$0	$0	$0	$0	$40,800
HOU-0067 - Patrol D Dundalk Depot - Renovations	$0	$0	$0	$0	$0	$0	$0	$0	$0	$200,000	$200,000
HOU-0068 - Patrol B Clarksburg Depot Renovations	$0	$0	$0	$0	$0	$0	$0	$0	$0	$200,000	$200,000
HOU-0069 - Patrol B Clarksburg - Floor Drains	$30,000	$0	$0	$0	$0	$0	$0	$0	$0	$0	$30,000
HOU-0070 - Patrol C Ayton - Replace Heat	$0	$0	$0	$0	$0	$0	$0	$0	$26,900	$0	$26,900

	2026	2027	2028	2029	2030	2031	2032	2033	2034	2035	10 Year Total
Recovery Ventilators											
Grand Total	**$8,529,400**	**$2,904,400**	**$706,200**	**$553,700**	**$883,300**	**$658,400**	**$893,100**	**$507,000**	**$544,000**	**$927,400**	**$17,106,900**

Machinery & Equipment

The 2026 Machinery and Equipment Budget operating and capital budgets total $368,700 an increase of $161,900, as compared to 2025.

All levy for this department is within the operating budget, which includes Grey County mechanics and the annual transfer to the Transportation Equipment Reserve. To maintain an adequate balance in the Equipment Reserve, there is a transfer to reserve of $1,277,900, an increase of $98,800 as compared with 2025. The increase is a result of increased equipment prices, additional vehicles being added to the fleet and the eventual conversion to a fully electric fleet. Additionally, this budget has increased as there is a proposal for an additional mechanic to be added in the 2026 budget.

Equipment purchases of $3,692,200 are budgeted; $1,482,100 for equipment to be tendered, $824,400 tendered in 2023, $428,500 tendered in 2024 and $957,200 tendered in 2025. The current fleet consists of 33 vehicles and 50 pieces of equipment with a replacement value of $20,200,000. The purchase of electric vehicles will be phased in with the purchase of four electric half tons in 2026, two of which have been carried forward from 2025 as staff were waiting for charger installation before ordering. The planned new equipment purchases are based on the 2026-2035 Ten-Year Capital Forecast, with the following expenditures for 2026:

- Tandem Trucks (2) - $824,400 – carry over from 2023
- Tandem Truck (1) - $428,500 – carry over from 2024
- Tandem Truck (2) - $957,200– procured early in 2025
- Gas Half-Ton Truck (1) - $61,200
- Electric Half-Ton Trucks (2) – $160,000 carry over from 2025
- Electric Half-Ton Trucks (2) – $153,000
- Gas One-Ton Trucks (2) - $230,000
- Grader (1) - $663,000
- Social Services Van (1) - $65,000
- Equipment Innovation and Attachments/Accessories - $66,300
- Non-licensed Equipment - $83,600

Machinery, Equipment & Stock - Operating
2026 Budget

Revenues

	2024 Actuals	2025 Budget	2025 Year End Projection	2026 Budget	2026 vs 2025 Budget	2027 Projection	2027 vs 2026 Budget
49300 - Sale of Assets	($1,060)	($1,500)	($2,500)	($1,800)	($300)	($2,000)	($200)
53002 - Lower Tier Municipalities	$0	($10,000)	$0	$0	$10,000	$0	$0
54040 - Cost Recoveries	($39,995)	($15,000)	($19,500)	($18,000)	($3,000)	($18,000)	$0
54060 - Miscellaneous Receipts	($2,014)	($8,000)	($2,000)	($2,000)	$6,000	($2,000)	$0
Grand Total	**($43,069)**	**($34,500)**	**($24,000)**	**($21,800)**	**$12,700**	**($22,000)**	**($200)**

Salaries and Benefits

	2024 Actuals	2025 Budget	2025 Year End Projection	2026 Budget	2026 vs 2025 Budget	2027 Projection	2027 vs 2026 Budget
61000 - Salaries and Wages	$432,484	$628,800	$595,000	$697,200	$68,400	$821,100	$123,900
61003 - Overtime Wages	$20,394	$21,000	$20,000	$23,600	$2,600	$28,800	$5,200
61220 - CPP	$21,224	$30,300	$29,500	$35,900	$5,600	$43,000	$7,100
61221 - EI	$7,105	$9,500	$9,200	$10,300	$800	$11,700	$1,400
61222 - WSIB Premiums	$6,125	$8,900	$8,600	$9,600	$700	$11,400	$1,800
61223 - OMERS	$36,977	$54,600	$52,000	$62,300	$7,700	$73,300	$11,000
61224 - EHT	$8,847	$12,800	$12,300	$14,000	$1,200	$16,700	$2,700
61225 - Group Benefits	$59,305	$86,100	$75,000	$87,100	$1,000	$108,600	$21,500
61228 - Boot Allowance	$1,751	$800	$2,800	$0	($800)	$0	$0
Grand Total	**$594,214**	**$852,800**	**$804,400**	**$940,000**	**$87,200**	**$1,114,600**	**$174,600**

Other Expenses

	2024 Actuals	2025 Budget	2025 Year End Projection	2026 Budget	2026 vs 2025 Budget	2027 Projection	2027 vs 2026 Budget
63052 - Cellular	$0	$0	$0	$1,000	$1,000	$1,600	$600
63063 - Postage/Courier/Freight	$934	$600	$600	$700	$100	$700	$0
63070 - Other Materials & Services	$142	$6,000	$1,000	$1,000	($5,000)	$1,000	$0
63310 - Travel & Meal Expenses	$206	$500	$500	$500	$0	$500	$0
63401 - Cleaning Supplies	$1,893	$500	$500	$500	$0	$500	$0
63403 - Maintenance of Buildings	$811	$1,200	$1,500	$1,500	$300	$1,500	$0
63450 - Maintenance of Equipment	$101,825	$46,000	$95,000	$85,000	$39,000	$90,000	$5,000
63600 - Fuel	$794,700	$725,000	$970,000	$840,000	$115,000	$860,000	$20,000
63603 - Vehicle Operations	$510,541	$445,000	$568,500	$548,000	$103,000	$563,000	$15,000
63702 - Equipment Costs/Rentals	$15,663	$18,000	$16,500	$21,000	$3,000	$21,500	$500
63708 - Licenses and Fees	$61,557	$68,000	$65,000	$68,000	$0	$70,000	$2,000
63902 - Road Mtce & Construction	$1,861,648	$2,172,900	$2,350,000	$2,094,000	($78,900)	$2,158,400	$64,400
64102 - Professional & Consulting Fees	$820	$4,000	$0	$1,500	($2,500)	$1,800	$300
64120 - Purchased Service	$26,550	$18,000	$13,000	$17,000	($1,000)	$18,000	$1,000
64401 - Cleaning Services	$23,288	$15,000	$23,000	$23,000	$8,000	$24,000	$1,000
64601 - Hired Equipment	$10,011	$5,000	$18,000	$10,000	$5,000	$10,000	$0
67002 - Interfunc. Equip Operations	($2,556,670)	($3,055,500)	($3,348,300)	($3,273,900)	($218,400)	($3,369,400)	($95,500)
67011 - Interfunc. Stock Usage	($1,648,236)	($2,040,900)	($2,442,500)	($2,042,000)	($1,100)	($2,103,400)	($61,400)
67021 - Interfunc. Fuel	($177,063)	($193,000)	($186,500)	($195,000)	($2,000)	($196,900)	($1,900)
67022 - Interfunc. Vehicle Parts	($17,609)	($18,000)	($20,200)	($20,000)	($2,000)	($20,600)	($600)
67024 - Interfunc. Vehicle Lease	($8,700)	($8,900)	($8,900)	($9,200)	($300)	($9,300)	($100)
69100 - Transfer to Reserves	$1,044,000	$0	$0	$0	$0	$0	$0
69106 - Transfer to Reserve Asset Mgmt	$0	$1,179,100	$1,179,100	$1,277,900	$98,800	$1,406,900	$129,000
Grand Total	**$46,309**	**($611,500)**	**($704,200)**	**($549,500)**	**$62,000**	**($470,200)**	**$79,300**

Net Levy

	2024 Actuals	2025 Budget	2025 Year End Projection	2026 Budget	2026 vs 2025 Budget	2027 Projection	2027 vs 2026 Budget
Machinery & Equipment Summary	$597,454	$206,800	$76,200	$368,700	$161,900	$622,400	$253,700

Machinery & Equipment
Capital Summary
2026 Budget

Revenues

	2024 Actuals	2025 Budget	2025 Year End Projection	2026 Budget	2026 vs 2025 Budget	2027 Projection	2027 vs 2026 Budget
49300 - Sale of Assets	($280,413)	($270,500)	($432,100)	($295,200)	($24,700)	($109,600)	$185,600
49400 - Transfer From Reserve	($2,571,180)	($2,643,200)	($712,900)	($3,405,000)	($761,800)	($972,400)	$2,432,600
Grand Total	**($2,851,593)**	**($2,913,700)**	**($1,145,000)**	**($3,700,200)**	**($786,500)**	**($1,082,000)**	**$2,618,200**

Other Expenses

	2024 Actuals	2025 Budget	2025 Year End Projection	2026 Budget	2026 vs 2025 Budget	2027 Projection	2027 vs 2026 Budget
63070 - Other Materials & Services	$17,431	$8,000	$8,000	$8,000	$0	$8,200	$200
63702 - Equipment Costs/Rentals	$3,515,894	$2,905,700	$771,300	$3,692,200	$786,500	$1,073,800	($2,618,400)
Grand Total	**$3,533,325**	**$2,913,700**	**$779,300**	**$3,700,200**	**$786,500**	**$1,082,000**	**($2,618,200)**

Net Levy

	2024 Actuals	2025 Budget	2025 Year End Projection	2026 Budget	2026 vs 2025 Budget	2027 Projection	2027 vs 2026 Budget
Machinery & Equipment Summary	$681,732	$0	($365,700)	$0	$0	$0	$0

Machinery & Equipment Capital Projects - Total Expenditures

	2026	2027	2028	2029	2030	2031	2032	2033	2034	2035	10 Year Total
MOP-0001 - Purchase of Tandem Trucks	$2,210,100	$0	$996,000	$1,016,000	$1,036,400	$1,057,200	$1,078,400	$1,487,800	$1,122,000	$0	$10,003,900
MOP-0002 - Purchase of Half-Ton Trucks	$374,200	$218,400	$238,800	$324,800	$165,600	$169,000	$344,800	$351,600	$179,400	$183,000	$2,549,600
MOP-0003 - Purchase of Payloaders	$0	$0	$0	$0	$0	$439,200	$0	$0	$0	$646,800	$1,086,000
MOP-0005 - Purchase of Bridge Crew Utility Vehicles	$0	$156,100	$0	$0	$0	$0	$0	$198,100	$0	$0	$354,200
MOP-0006 - Purchase of Trailers	$0	$26,000	$9,000	$0	$0	$0	$0	$0	$0	$0	$35,000
MOP-0007 - Purchase of Tractor with Loader, Mower, Sweeper	$0	$193,800	$197,700	$0	$0	$309,700	$0	$0	$0	$0	$701,200
MOP-0008 - Purchase of Brush Chipper	$0	$0	$132,800	$0	$0	$0	$0	$0	$194,400	$0	$327,200
MOP-0009 - Purchase of Skid Steer	$0	$0	$0	$0	$261,900	$0	$0	$0	$0	$0	$261,900
MOP-0011 - Purchase of Graders	$663,000	$0	$0	$0	$0	$0	$0	$421,100	$0	$0	$1,084,100
MOP-0012 - Purchase of One-ton Trucks	$230,000	$241,600	$0	$0	$0	$0	$0	$0	$0	$0	$471,600
MOP-0013 - Purchase of Three-Quarter-ton Truck	$0	$85,000	$231,800	$0	$0	$0	$251,000	$0	$0	$0	$567,800
MOP-0014 - Purchase of Sign Shop Printer	$0	$0	$20,000	$0	$0	$0	$0	$0	$0	$22,800	$42,800
MOP-0015 - Purchase of Loader Backhoes	$0	$0	$0	$190,900	$197,600	$204,500	$0	$0	$294,800	$0	$887,800
MOP-0016 - Purchase of Sign Shop Plotter	$0	$0	$0	$0	$0	$15,000	$0	$0	$0	$0	$15,000
MOP-0017 - Non-Licensed Equipment	$83,600	$85,300	$87,000	$88,700	$90,500	$92,300	$94,100	$96,000	$97,900	$99,900	$915,300
MOP-0018 - Equipment Innovation and Accessories/Attachments	$66,300	$67,600	$69,000	$70,400	$71,800	$73,200	$74,700	$76,200	$77,700	$79,300	$726,200
MOP-0019 - Auction Fees	$8,000	$8,200	$8,400	$8,600	$8,800	$9,000	$9,200	$9,400	$9,600	$9,800	$89,000
MOP-0020 - Ontario Works Passenger Vans	$65,000	$0	$0	$0	$0	$0	$87,900	$0	$0	$0	$152,900
Grand Total	**$3,700,200**	**$1,082,000**	**$1,990,500**	**$1,699,400**	**$1,832,600**	**$2,369,100**	**$1,940,100**	**$2,640,200**	**$1,975,800**	**$1,041,600**	**$20,271,500**

Ordinary Maintenance

The 2026Ordinary Maintenance budget totals $4,307,900 an increase of $263,300, as compared to 2025.

The Ordinary Maintenance budget is summarized into five sections:

Road Top Maintenance

- Consists of maintenance work such as, but not limited to pothole patching, rout & seal, shoulder gravelling and grading, and washout repairs.

Right of Way Maintenance

- Consists of maintenance work such as, but not limited to brushing, mowing, ditching, street sweeping, bridge washing, and accident response and clean ups.

Maintenance of Minor Capital

- Consists of maintenance work such as replacement of culverts under three metres and 3-cable guide rail replacements.

Traffic Safety Device Maintenance

- Consists of maintenance work such as, but not limited to pavement line marking, maintenance of traffic signals and other right of way electrical.

Summer Supervision

- Consists of Area Supervisor and Lead Hand supervising work performed by the staff, completing summer patrolling and small maintenance items.

Notable budget changes are:

- Increasing the cost for road maintenance supplies based on actual usage by crews.
- Increasing contracted services for line painting, pavement marking, and crack sealing based on actual prices.

Ordinary Maintenance - Operating
2026 Budget

Revenues

	2024 Actuals	2025 Budget	2025 Year End Projection	2026 Budget	2026 vs 2025 Budget	2027 Projection	2027 vs 2026 Budget
53001 - Other Municipalities	($7,072)	($10,000)	($7,200)	($7,300)	$2,700	($7,500)	($200)
53002 - Lower Tier Municipalities	($1,615)	($10,000)	$0	$0	$10,000	$0	$0
54040 - Cost Recoveries	($26,923)	($15,000)	$0	($15,000)	$0	($15,000)	$0
Grand Total	**($35,610)**	**($35,000)**	**($7,200)**	**($22,300)**	**$12,700**	**($22,500)**	**($200)**

Salaries and Benefits

	2024 Actuals	2025 Budget	2025 Year End Projection	2026 Budget	2026 vs 2025 Budget	2027 Projection	2027 vs 2026 Budget
61000 - Salaries and Wages	$1,035,056	$1,312,900	$1,225,000	$1,361,700	$48,800	$1,409,400	$47,700
61003 - Overtime Wages	$27,495	$53,900	$20,000	$53,900	$0	$53,900	$0
61009 - Salary Recoveries	($616)	$0	$0	$0	$0	$0	$0
61220 - CPP	$57,588	$76,400	$76,400	$75,800	($600)	$79,200	$3,400
61221 - EI	$19,349	$24,700	$24,700	$24,300	($400)	$25,700	$1,400
61222 - WSIB Premiums	$14,802	$18,000	$19,000	$18,000	$0	$19,500	$1,500
61223 - OMERS	$96,526	$115,400	$116,000	$120,000	$4,600	$120,100	$100
61224 - EHT	$20,887	$25,900	$26,500	$28,700	$2,800	$28,500	($200)
61225 - Group Benefits	$138,925	$199,400	$150,000	$184,700	($14,700)	$202,900	$18,200
61228 - Boot Allowance	$4,133	$2,500	$6,000	$5,500	$3,000	$5,500	$0
Grand Total	**$1,414,145**	**$1,829,100**	**$1,663,600**	**$1,872,600**	**$43,500**	**$1,944,700**	**$72,100**

Other Expenses

	2024 Actuals	2025 Budget	2025 Year End Projection	2026 Budget	2026 vs 2025 Budget	2027 Projection	2027 vs 2026 Budget
63070 - Other Materials & Services	$119	$1,000	$500	$1,000	$0	$1,000	$0
63310 - Travel & Meal Expenses	$10,030	$4,000	$7,500	$7,500	$3,500	$7,500	$0
63401 - Cleaning Supplies	$426	$0	$0	$0	$0	$0	$0
63403 - Maintenance of Buildings	$0	$500	$0	$0	($500)	$0	$0
63419 - Waste Disposal	$1,249	$500	$500	$500	$0	$500	$0
63441 - Hydro	$22,148	$25,000	$25,000	$26,000	$1,000	$27,000	$1,000
63450 - Maintenance of Equipment	$3,619	$1,800	$2,200	$2,500	$700	$2,500	$0
63485 - Maintenance of Grounds	$142	$0	$100	$100	$100	$100	$0
63702 - Equipment Costs/Rentals	$66,418	$40,000	$35,000	$40,000	$0	$40,000	$0
63708 - Licenses and Fees	$493	$1,600	$1,000	$1,000	($600)	$1,000	$0
63756 - Signs	$0	$38,000	$0	$0	($38,000)	$0	$0
63902 - Road Mtce & Construction	$385,259	$197,600	$365,000	$370,000	$172,400	$380,000	$10,000
64102 - Professional & Consulting Fees	$34,745	$0	$0	$0	$0	$0	$0
64120 - Purchased Service	$38,209	$14,000	$12,000	$14,000	$0	$14,000	$0
64601 - Hired Equipment	$187,025	$198,000	$191,000	$197,000	($1,000)	$203,000	$6,000
64604 - Traffic Lights	$164,046	$180,000	$170,000	$180,000	$0	$183,000	$3,000
64902 - Road Mtce & Construction	$786,401	$705,000	$769,600	$778,000	$73,000	$787,000	$9,000
67002 - Interfunc. Equip Operations	$748,477	$745,000	$716,400	$775,000	$30,000	$798,300	$23,300
67009 - Interfunc. Sign Manufacturing	$28,493	$58,500	$42,400	$45,000	($13,500)	$46,400	$1,400
67011 - Interfunc. Stock Usage	$7,422	$40,000	$16,600	$20,000	($20,000)	$20,600	$600
Grand Total	**$2,484,721**	**$2,250,500**	**$2,354,800**	**$2,457,600**	**$207,100**	**$2,511,900**	**$54,300**

Net Levy

	2024 Actuals	2025 Budget	2025 Year End Projection	2026 Budget	2026 vs 2025 Budget	2027 Projection	2027 vs 2026 Budget
Ordinary Maintenance	$3,863,256	$4,044,600	$4,011,200	$4,307,900	$263,300	$4,434,100	$126,200

Supervision, Overhead & Administrative Summary

The 2026 Supervision, Overhead and Administrative budget totals $3,482,200 and reflects a decrease of -$4,000, as compared to 2025.

The Supervision, Overhead and Administrative budget consists of the supervision and overhead, general revenue, sign shop and asset management budgets.

Notable budget changes are:

- Increasing insurance based on corporate premium increases
- Increasing revenue based on actual amounts being collected for permits
- Decreasing professional fees as more work being done by in house engineering team
- Performing a regional transportation assessment to be funded from development charges – carry over from 2025

Supervision, Overhead and Administrative - Operating 2026 Budget

Revenues

	2024 Actuals	2025 Budget	2025 Year End Projection	2026 Budget	2026 vs 2025 Budget	2027 Projection	2027 vs 2026 Budget
49400 - Transfer From Reserve	($175,000)	($235,000)	($220,000)	($90,000)	$145,000	$0	$90,000
49415 - From Reserve - Dev. Charges	$0	($208,400)	$0	($208,400)	$0	($8,400)	$200,000
53001 - Other Municipalities	($3,824)	($500)	($7,500)	($2,500)	($2,000)	($2,800)	($300)
53002 - Lower Tier Municipalities	($9,599)	($12,000)	($9,000)	($9,000)	$3,000	($9,000)	$0
54040 - Cost Recoveries	($51,572)	($12,000)	($13,500)	($12,000)	$0	($12,000)	$0
54060 - Miscellaneous Receipts	($174,068)	($170,000)	($155,000)	($179,000)	($9,000)	($182,000)	($3,000)
54200 - Entrance Permits	($25,350)	($55,000)	($70,200)	($55,000)	$0	($55,000)	$0
54210 - Move Permits	($32,577)	($26,000)	($85,000)	($36,000)	($10,000)	($37,000)	($1,000)
54260 - Advertising Sign Permit	($1,474)	($2,000)	($1,500)	($1,500)	$500	($1,500)	$0
54270 - Encroachment Permits	($72,420)	($35,000)	($33,000)	($37,500)	($2,500)	($37,500)	$0
Grand Total	**($545,884)**	**($755,900)**	**($594,700)**	**($630,900)**	**$125,000**	**($345,200)**	**$285,700**

Salaries and Benefits

	2024 Actuals	2025 Budget	2025 Year End Projection	2026 Budget	2026 vs 2025 Budget	2027 Projection	2027 vs 2026 Budget
61000 - Salaries and Wages	$2,047,850	$1,729,100	$1,729,100	$1,756,700	$27,600	$1,864,900	$108,200
61003 - Overtime Wages	($65,027)	$2,600	$25,000	$2,600	$0	$2,600	$0
61009 - Salary Recoveries	($120)	$0	$0	$0	$0	$0	$0
61220 - CPP	$88,677	$70,100	$70,100	$76,700	$6,600	$83,200	$6,500
61221 - EI	$28,455	$21,600	$21,900	$21,900	$300	$22,000	$100
61222 - WSIB Premiums	$28,249	$22,000	$22,000	$22,100	$100	$23,800	$1,700

	2024 Actuals	2025 Budget	2025 Year End Projection	2026 Budget	2026 vs 2025 Budget	2027 Projection	2027 vs 2026 Budget
61223 - OMERS	$201,593	$188,000	$188,000	$187,300	($700)	$201,800	$14,500
61224 - EHT	$39,583	$34,100	$34,100	$34,200	$100	$36,600	$2,400
61225 - Group Benefits	$281,821	$242,500	$225,000	$233,000	($9,500)	$260,700	$27,700
61228 - Boot Allowance	$4,199	$3,500	$2,000	$2,500	($1,000)	$2,500	$0
61260 - Service Awards	$775	$1,300	$0	$0	($1,300)	$0	$0
Grand Total	**$2,656,056**	**$2,314,800**	**$2,317,200**	**$2,337,000**	**$22,200**	**$2,498,100**	**$161,100**

Other Expenses

	2024 Actuals	2025 Budget	2025 Year End Projection	2026 Budget	2026 vs 2025 Budget	2027 Projection	2027 vs 2026 Budget
63000 - Advertising	$0	$0	$2,500	$1,500	$1,500	$1,500	$0
63010 - Association/Membership Fees	$4,414	$8,000	$7,200	$8,000	$0	$8,700	$700
63020 - Computer Support/Maintenanace	$15,726	$15,000	$15,000	$17,000	$2,000	$18,500	$1,500
63030 - Copying & Printing	$1,783	$2,200	$1,900	$2,000	($200)	$2,100	$100
63041 - Computer Purchase	$10,669	$31,400	$25,200	$15,500	($15,900)	$23,500	$8,000
63042 - Equip/Furniture Purchases	$626	$10,000	$5,000	$7,500	($2,500)	$8,000	$500
63051 - Telephone	$19,043	$13,100	$17,500	$3,600	($9,500)	$3,700	$100
63052 - Cellular	$29,342	$28,100	$21,600	$25,700	($2,400)	$26,100	$400
63060 - Office & Charting Supplies	$4,965	$5,500	$5,900	$6,400	$900	$6,700	$300
63063 - Postage/Courier/Freight	$5,083	$4,000	$7,200	$5,800	$1,800	$6,000	$200
63064 - Subscriptions & Publications	$2,106	$1,500	$2,300	$2,400	$900	$2,500	$100
63070 - Other Materials & Services	$1,837	$4,000	$3,200	$3,200	($800)	$3,300	$100
63300 - Staff Training and Development	$53,638	$73,000	$62,000	$69,000	($4,000)	$69,000	$0
63310 - Travel & Meal Expenses	$28,259	$26,000	$24,100	$25,100	($900)	$26,100	$1,000
63320 - Conferences	$3,769	$4,500	$4,300	$4,600	$100	$4,800	$200
63401 - Cleaning Supplies	$260	$0	$0	$0	$0	$0	$0

	2024 Actuals	2025 Budget	2025 Year End Projection	2026 Budget	2026 vs 2025 Budget	2027 Projection	2027 vs 2026 Budget
63403 - Maintenance of Buildings	$108	$0	$0	$0	$0	$0	$0
63450 - Maintenance of Equipment	$744	$1,000	$800	$1,000	$0	$1,000	$0
63509 - Safety Supplies	$56,400	$48,000	$45,000	$48,000	$0	$48,000	$0
63531 - Other Expenditure Recovery	$0	($1,000)	$0	$0	$1,000	$0	$0
63603 - Vehicle Operations	$491	$0	$0	$0	$0	$0	$0
63702 - Equipment Costs/Rentals	$13,909	$15,000	$20,800	$21,000	$6,000	$21,000	$0
63708 - Licenses and Fees	$6,826	$6,000	$7,100	$7,400	$1,400	$7,600	$200
63756 - Signs	$15,583	$55,000	$40,000	$40,000	($15,000)	$42,000	$2,000
64020 - Computer Support/Maintenance	$136,800	$164,700	$171,400	$175,500	$10,800	$185,700	$10,200
64027 - Internet Network Services	$0	$0	$0	$11,800	$11,800	$12,000	$200
64100 - Legal Fees	$10,003	$20,000	$18,000	$19,000	($1,000)	$20,000	$1,000
64102 - Professional & Consulting Fees	$119,108	$498,400	$225,600	$545,400	$47,000	$142,200	($403,200)
64120 - Purchased Service	$54,572	$55,000	$55,000	$55,000	$0	$55,000	$0
64401 - Cleaning Services	$2,290	$0	$0	$0	$0	$0	$0
64601 - Hired Equipment	$205,849	$235,000	$220,000	$0	($235,000)	$0	$0
65110 - Insurance	$389,497	$423,300	$423,000	$453,500	$30,200	$484,600	$31,100
65200 - Bank Charges	$5,679	$5,000	$5,000	$5,200	$200	$5,200	$0
66000 - Payments to Indiv. & Organiz'	$12,502	$0	$0	$0	$0	$0	$0
67002 - Interfunc. Equip Operations	$29,378	$34,500	$22,100	$27,000	($7,500)	$27,800	$800
67009 - Interfunc. Sign Manufacturing	($35,467)	($68,000)	($47,400)	($50,000)	$18,000	($51,600)	($1,600)
67013 - Interfunc. Audit Fees	$1,721	$1,700	$1,700	$1,800	$100	$1,900	$100
67014 - Interfunc. IS Costs	$92,900	$105,400	$105,400	$115,200	$9,800	$118,800	$3,600
69070 - Transfer to Aggregate Fund	$0	$12,000	$12,000	$12,000	$0	$12,000	$0
69100 - Transfer to Reserves	$70,000	$0	$0	$0	$0	$90,000	$90,000
69106 - Transfer to Reserve Asset Mgmt	$0	$90,000	$0	$90,000	$0	$90,000	$0
Grand Total	**$1,370,412**	**$1,927,300**	**$1,530,400**	**$1,776,100**	**($151,200)**	**$1,523,700**	**($252,400)**

Net Levy

	2024 Actuals	2025 Budget	2025 Year End Projection	2026 Budget	2026 vs 2025 Budget	2027 Projection	2027 vs 2026 Budget
Supervision, Overhead and Administrative Summary	$3,480,584	$3,486,200	$3,252,900	$3,482,200	($4,000)	$3,676,600	$194,400

Winter Maintenance

The 2026budget for Winter Maintenance totals $6,271,200, an increase of $596,800, as compared to 2025.

The Winter Maintenance budget is summarized into 3 sections: winter ordinary maintenance, winter supervision, and winter road maintenance.

Winter Ordinary Maintenance

- Consists of winter maintenance work such as, but not limited to winter pothole patching, winter shoulder grading, and winter sign installation and maintenance.

Winter Supervision

- Consists of Area Supervisor and Lead Hand winter patrolling, small equipment repair and equipment washing.

Winter Road Maintenance

- Consists of winter road maintenance work such as, but not limited to overall winter material spreading and plowing of roads.

Notable budget changes are:

- Increasing cost for winter control agreements
- Increasing equipment usage charges for increased use of tandems
- Increasing actual stock usage
- Reducing revenues based on actual amounts being received

Winter Maintenance - Operating
2026 Budget

Revenues

	2024 Actuals	2025 Budget	2025 Year End Projection	2026 Budget	2026 vs 2025 Budget	2027 Projection	2027 vs 2026 Budget
53001 - Other Municipalities	($56,480)	($60,000)	($57,600)	($58,800)	$1,200	($60,000)	($1,200)
53002 - Lower Tier Municipalities	($141,124)	($160,000)	($191,700)	($151,900)	$8,100	($152,200)	($300)
54040 - Cost Recoveries	($16,911)	($50,000)	$0	$0	$50,000	$0	$0
Grand Total	**($214,514)**	**($270,000)**	**($249,300)**	**($210,700)**	**$59,300**	**($212,200)**	**($1,500)**

Salaries and Benefits

	2024 Actuals	2025 Budget	2025 Year End Projection	2026 Budget	2026 vs 2025 Budget	2027 Projection	2027 vs 2026 Budget
61000 - Salaries and Wages	$1,277,667	$1,546,800	$1,580,000	$1,616,400	$69,600	$1,674,100	$57,700
61003 - Overtime Wages	$133,942	$56,800	$190,000	$56,800	$0	$56,800	$0
61220 - CPP	$73,775	$81,700	$85,000	$91,900	$10,200	$96,200	$4,300
61221 - EI	$23,798	$31,400	$33,000	$31,800	$400	$31,800	$0
61222 - WSIB Premiums	$19,098	$21,800	$23,000	$22,000	$200	$22,000	$0
61223 - OMERS	$107,830	$133,000	$135,000	$138,700	$5,700	$136,700	($2,000)
61224 - EHT	$27,320	$33,200	$35,000	$33,400	$200	$33,800	$400
61225 - Group Benefits	$160,315	$217,700	$220,000	$209,300	($8,400)	$227,100	$17,800
61228 - Boot Allowance	$3,101	$1,500	$4,500	$4,500	$3,000	$4,500	$0
Grand Total	**$1,826,847**	**$2,123,900**	**$2,305,500**	**$2,204,800**	**$80,900**	**$2,283,000**	**$78,200**

Other Expenses

	2024 Actuals	2025 Budget	2025 Year End Projection	2026 Budget	2026 vs 2025 Budget	2027 Projection	2027 vs 2026 Budget
63052 - Cellular	$970	$1,000	$1,000	$1,000	$0	$1,100	$100

	2024 Actuals	2025 Budget	2025 Year End Projection	2026 Budget	2026 vs 2025 Budget	2027 Projection	2027 vs 2026 Budget
63070 - Other Materials & Services	$524	$3,000	$3,500	$3,000	$0	$3,000	$0
63310 - Travel & Meal Expenses	$6,047	$4,500	$13,000	$10,000	$5,500	$10,000	$0
63419 - Waste Disposal	$29	$0	$700	$500	$500	$500	$0
63441 - Hydro	$1,184	$1,200	$1,300	$1,400	$200	$1,500	$100
63450 - Maintenance of Equipment	$1,441	$5,000	$3,000	$4,000	($1,000)	$4,200	$200
63531 - Other Expenditure Recovery	($14,620)	$0	$0	$0	$0	$0	$0
63702 - Equipment Costs/Rentals	$739	$5,000	$2,000	$3,000	($2,000)	$3,500	$500
63902 - Road Mtce & Construction	($55,294)	($88,000)	($50,000)	($50,000)	$38,000	($50,000)	$0
64020 - Computer Support/Maintenance	$1,832	$12,000	$2,500	$3,000	($9,000)	$3,000	$0
64120 - Purchased Service	$8,750	$13,200	$10,000	$11,000	($2,200)	$11,500	$500
64601 - Hired Equipment	$228,052	$75,000	$289,400	$265,200	$190,200	$269,700	$4,500
67002 - Interfunc. Equip Operations	$1,608,486	$1,824,700	$2,285,400	$2,050,000	$225,300	$2,111,500	$61,500
67011 - Interfunc. Stock Usage	$1,595,687	$1,963,900	$2,382,000	$1,975,000	$11,100	$2,034,300	$59,300
Grand Total	**$3,383,827**	**$3,820,500**	**$4,943,800**	**$4,277,100**	**$456,600**	**$4,403,800**	**$126,700**

Net Levy

	2024 Actuals	2025 Budget	2025 Year End Projection	2026 Budget	2026 vs 2025 Budget	2027 Projection	2027 vs 2026 Budget
Winter Maintenance	$4,996,159	$5,674,400	$7,000,000	$6,271,200	$596,800	$6,474,600	$203,400

Major Road and Bridge Construction

The 2026 Construction, Resurfacing and Minor Capital budget totals $13,335,200, this is an increase of $2,412,300, as compared to 2025.

As approved through TR-UR-06-25, $1,240,900 has been included in the 2026 budget for the impacts of the municipal roads exchange. Due to the uncertainty around timing of the roads exchange, staff have not included the expected operational efficiencies in the 2026 budget. But have included a capital project to reflect a reduced payment to lower tiers based on the previously presented schedules, prorated based on mid year transfers.

In 2026, the Ontario Community Infrastructure Fund (OCIF) allocation is based on a formula calculated using forward-looking current replacement values and estimates to approximate requirements to maintain municipal core infrastructure assets. The province has previously stated that funding would have a maximum 10% increase or decrease. In 2026, the County will receive $3,836,800 in funding, an increase of $348,800 (10%). Additionally staff have carried forward $159,200 of unspent 2024 OCIF Funding to be used in 2026.

The 2023 County of Grey Asset Management Plan adopted by Council recommends an increase in taxation revenues of 2.55% per year over 15 years starting in 2025 to close the annual infrastructure deficit. There is total of $4,401,700 being transferred to reserve for future roads and structure replacement, this is an increase of $1,401,700 compared to $3,000,000 in 2025. The 2026 planned work is based on the 2026-2035 Ten-Year Capital Forecast. All project descriptions and justifications are outlined in the 2026-2035 Ten-Year Capital Forecast.

Major Road and Bridge Construction
Capital Summary
2026 Budget

Revenues

	2024 Actuals	2025 Budget	2025 Year End Projection	2026 Budget	2026 vs 2025 Budget	2027 Projection	2027 vs 2026 Budget
49400 - Transfer From Reserve	($2,656,065)	($5,630,100)	($1,408,500)	($5,710,000)	($79,900)	($10,070,600)	($4,360,600)
49415 - From Reserve - Dev. Charges	($3,792,757)	($10,800,400)	($5,811,900)	($2,213,400)	$8,587,000	($6,128,000)	($3,914,600)
49425 - From Reserve - Gas Tax	($3,890,127)	($5,478,600)	($4,755,700)	($6,758,100)	($1,279,500)	($5,987,200)	$770,900
51100 - Provincial Conditional Grant	($4,611,461)	($3,488,100)	($3,488,100)	($3,996,200)	($508,100)	($3,836,900)	$159,300
53001 - Other Municipalities	$0	($408,000)	($108,000)	($1,495,000)	($1,087,000)	($2,883,900)	($1,388,900)
53002 - Lower Tier Municipalities	($350,970)	($1,030,000)	($5,000)	($1,936,300)	($906,300)	$0	$1,936,300
54070 - Miscellaneous	$0	$0	$0	$0	$0	($2,211,200)	($2,211,200)
Grand Total	**($15,301,381)**	**($26,835,200)**	**($15,577,200)**	**($22,109,000)**	**$4,726,200**	**($31,117,800)**	**($9,008,800)**

Salaries and Benefits

	2024 Actuals	2025 Budget	2025 Year End Projection	2026 Budget	2026 vs 2025 Budget	2027 Projection	2027 vs 2026 Budget
61000 - Salaries and Wages	$855,748	$1,060,500	$1,050,500	$1,104,600	$44,100	$1,153,600	$49,000
61003 - Overtime Wages	$66,111	$11,100	$61,800	$11,100	$0	$11,100	$0
61220 - CPP	$42,136	$51,900	$51,700	$55,500	$3,600	$59,100	$3,600
61221 - EI	$14,063	$16,700	$16,400	$16,600	($100)	$17,600	$1,000
61222 - WSIB Premiums	$12,325	$14,500	$14,100	$14,700	$200	$15,200	$500
61223 - OMERS	$83,651	$103,500	$102,100	$107,200	$3,700	$111,400	$4,200
61224 - EHT	$17,822	$20,700	$20,600	$22,100	$1,400	$23,000	$900
61225 - Group Benefits	$110,916	$145,100	$133,900	$140,400	($4,700)	$154,500	$14,100

	2024 Actuals	2025 Budget	2025 Year End Projection	2026 Budget	2026 vs 2025 Budget	2027 Projection	2027 vs 2026 Budget
61228 - Boot Allowance	$2,081	$2,600	$3,300	$3,900	$1,300	$3,900	$0
Grand Total	**$1,204,853**	**$1,426,600**	**$1,454,400**	**$1,476,100**	**$49,500**	**$1,549,400**	**$73,300**

Other Expenses

	2024 Actuals	2025 Budget	2025 Year End Projection	2026 Budget	2026 vs 2025 Budget	2027 Projection	2027 vs 2026 Budget
63070 - Other Materials & Services	$5,663	$4,000	$3,000	$1,800	($2,200)	$1,800	$0
63310 - Travel & Meal Expenses	$40,190	$39,000	$38,500	$39,000	$0	$42,200	$3,200
63450 - Maintenance of Equipment	$0	$200	$200	$200	$0	$200	$0
63531 - Other Expenditure Recovery	($24,162)	($55,000)	($45,000)	($5,000)	$50,000	($5,000)	$0
63702 - Equipment Costs/Rentals	$26,331	$65,000	$23,000	$20,000	($45,000)	$20,000	$0
63708 - Licenses and Fees	$6,561	$11,000	$7,500	$7,500	($3,500)	$7,800	$300
63902 - Road Mtce & Construction	$631,990	$75,000	$90,300	$32,200	($42,800)	$35,100	$2,900
63911 - Land	$5,000	$102,000	$40,000	$99,000	($3,000)	$101,100	$2,100
64100 - Legal Fees	$10,412	$50,000	$35,000	$5,000	($45,000)	$5,000	$0
64102 - Professional & Consulting Fees	$803,085	$936,800	$688,400	$702,100	($234,700)	$713,500	$11,400
64120 - Purchased Service	$53,562	$30,000	$72,000	$0	($30,000)	$0	$0
64601 - Hired Equipment	$0	$3,000	$0	$0	($3,000)	$0	$0
64604 - Traffic Lights	$145,564	$128,000	$110,000	$0	($128,000)	$0	$0
64902 - Road Mtce & Construction	$17,930,732	$31,705,000	$18,929,900	$27,238,700	($4,466,300)	$35,537,100	$8,298,400
66006 - Payments to Lower Tiers	$0	$0	$0	$1,240,900	$1,240,900	$2,109,500	$868,600
67002 - Interfunc. Equip Operations	$146,265	$193,000	$103,700	$135,000	($58,000)	$138,200	$3,200
67009 - Interfunc. Sign Manufacturing	$6,974	$9,500	$5,000	$5,000	($4,500)	$5,200	$200
67011 - Interfunc. Stock Usage	$43,155	$35,000	$42,800	$45,000	$10,000	$46,400	$1,400
69100 - Transfer to Reserves	$2,919,400	$0	$0	$0	$0	$0	$0

	2024 Actuals	2025 Budget	2025 Year End Projection	2026 Budget	2026 vs 2025 Budget	2027 Projection	2027 vs 2026 Budget
69106 - Transfer to Reserve Asset Mgmt	$1,066,500	$3,000,000	$3,000,000	$4,401,700	$1,401,700	$5,839,200	$1,437,500
Grand Total	**$23,817,223**	**$36,331,500**	**$23,144,300**	**$33,968,100**	**($2,363,400)**	**$44,597,300**	**$10,629,200**

Net Levy

	2024 Actuals	2025 Budget	2025 Year End Projection	2026 Budget	2026 vs 2025 Budget	2027 Projection	2027 vs 2026 Budget
Major Road and Bridge Construction Summary	$9,720,694	$10,922,900	$9,021,500	$13,335,200	$2,412,300	$15,028,900	$1,693,700

Major Road and Bridge Construction Capital Projects - Total Expenditures

	2026	2027	2028	2029	2030	2031	2032	2033	2034	2035	10 Year Tot
CON-0006 - Grey Road 19 and Grey Road 21 Intersection Upgrades	$0	$5,767,800	$0	$0	$0	$0	$0	$0	$0	$0	$5,767,80
CON-0012 - Grey Road 30 Pulverize and Pave Rehabilitation: Lower Valley Road to Grey Road 13 (30006-30007)	$1,723,600	$0	$0	$0	$0	$0	$0	$0	$0	$0	$1,723,60
CON-0015 - Transfer to Reserve - Structures/Culvert Rehabilitation Reserve	$3,000,000	$3,250,000	$3,500,000	$3,750,000	$4,000,000	$4,250,000	$4,500,000	$4,750,000	$5,000,000	$5,000,000	$41,000,00
CON-0016 - Structure 900-363 Euphrasia-St. Vincent Townline	$1,377,500	$0	$0	$0	$0	$0	$0	$0	$0	$0	$1,377,50
CON-0024 - Grey Road 19 Urban 4 Laning: Grey Road 21 to Grey Road 119 (19030)	$0	$2,082,200	$2,853,800	$0	$0	$0	$0	$0	$0	$0	$4,936,00
CON-0025 - Grey Road 19 and Crosswinds Boulevard Intersection Upgrades (Utility Relocations)	$0	$2,456,800	$0	$0	$0	$0	$0	$0	$0	$0	$2,456,80
CON-0028 - Structure 900-164 Glenelg Road 23	$0	$1,806,500	$0	$0	$0	$0	$0	$0	$0	$0	$1,806,50
CON-0029 - Transfer to Reserve - Asset Management Plan	$1,401,700	$2,589,200	$3,813,300	$5,075,000	$6,375,300	$7,715,100	$9,095,400	$10,517,300	$11,981,800	$13,740,000	$72,304,10
CON-0031 - Grey Road 2 Pulverize and Pave: 24th SR to Grey Road 40 (2051)	$0	$0	$0	$1,060,400	$0	$0	$0	$0	$0	$0	$1,060,40
CON-0032 - Grey Road 2 Pulverize and Pave: Grey Road 40 to Hwy. 26 (2054)	$0	$0	$0	$1,123,600	$0	$0	$0	$0	$0	$0	$1,123,60
CON-0034 - Grey Road 9 Urban Rehab: Ida Street to Proton Street Dundalk (9048, 9051)	$3,654,600	$0	$0	$0	$0	$0	$0	$0	$0	$0	$3,654,60
CON-0035 - Grey Road 12 Reconstruction: Ford's Drive to Wellington Avenue (12012-12015)	$1,810,500	$0	$0	$0	$0	$0	$0	$0	$0	$0	$1,810,50
CON-0036 - Grey Road 17B Urbanization:	$0	$3,369,500	$0	$0	$0	$0	$0	$0	$0	$0	$3,369,50

	2026	2027	2028	2029	2030	2031	2032	2033	2034	2035	10 Year Tot
Somers St. to Highway 21 (17B009-17B012)											
CON-0037 - Grey Road 18 Cream: Grey Road 5 to Grey Road 11 (18012-18014)	$0	$3,009,700	$0	$0	$0	$0	$0	$0	$0	$0	$3,009,70
CON-0038 - Structure 040-086 Grey Road 40	$1,020,600	$0	$0	$0	$0	$0	$0	$0	$0	$0	$1,020,60
CON-0040 - Bridge 900-114; Chatsworth	$1,659,100	$0	$0	$0	$0	$0	$0	$0	$0	$0	$1,659,10
CON-0045 - Grey Road 10 Cream: Highway 21 to Hepworth (10090, 10093, 10095, 10096)	$0	$0	$0	$0	$0	$5,861,800	$0	$0	$0	$0	$5,861,80
CON-0047 - Grey Road 14 Pulverize and Pave: 800 m south of Southgate Road 14 to Cedarville west limits	$0	$0	$4,399,400	$0	$0	$0	$0	$0	$0	$0	$4,399,40
CON-0051 - Bridge 004-207; West Grey	$0	$2,397,100	$0	$0	$0	$0	$0	$0	$0	$0	$2,397,10
CON-0053 - Grey Road 4 Cold-In-Place Rehabilitation: East Limit of Durham to Concession 2 (4054)	$0	$0	$0	$0	$0	$974,200	$0	$0	$0	$0	$974,20
CON-0054 - Grey Road 4 Cold-In-Place Rehabilitation: Concession 2 - Grey Road 23 (4057)	$0	$0	$0	$0	$0	$7,194,800	$0	$0	$0	$0	$7,194,80
CON-0055 - Grey Road 5 Pulverize & Pave: Grey Road 18 to 1.4 km East of Grey Road 18 (5015)	$0	$0	$1,112,900	$0	$0	$0	$0	$0	$0	$0	$1,112,90
CON-0056 - Grey Road 5 Pulverize & Pave: 1.4 km East of Grey Road 18 to 3.3 km East of Grey Road 18 (5018)	$0	$0	$2,365,700	$0	$0	$0	$0	$0	$0	$0	$2,365,70
CON-0058 - Grey Road 12 Pulverize and Pave: 25 m East of Cambrai Road to Grey Road 30 (12029-12033)	$0	$0	$0	$0	$1,407,700	$0	$0	$0	$0	$0	$1,407,70
CON-0059 - Grey Road 12 Overlay: Grey Road 112 to 7th Line (12063)	$0	$0	$652,800	$0	$0	$0	$0	$0	$0	$0	$652,80
CON-0063 - Culvert 004-903; Grey Highlands	$0	$0	$0	$0	$3,055,800	$0	$0	$0	$0	$0	$3,055,80

	2026	2027	2028	2029	2030	2031	2032	2033	2034	2035	10 Year Tot
CON-0065 - Grey Road 4 CIREAM: Grey Road 2 (North Jct) to Grey Road 124 (4105-4108)	$0	$0	$0	$0	$0	$0	$6,134,400	$0	$0	$0	$6,134,40
CON-0069 - Grey Road 15 Pulverize & Pave Rehabilitation (15039)	$0	$0	$0	$180,800	$0	$0	$0	$0	$0	$0	$180,80
CON-0070 - Bridge 900-226: West Grey / Grey Highlands	$0	$0	$2,890,700	$0	$0	$0	$0	$0	$0	$0	$2,890,70
CON-0071 - Grey Road 1 Grind and Pave: East Linton Sideroad - Owen Sound (1051-1063)	$0	$3,141,200	$0	$0	$0	$0	$0	$0	$0	$0	$3,141,20
CON-0072 - Grey Road 7 Pulverize and Pave: 4thSR to John Street (7021)	$0	$0	$0	$0	$0	$0	$0	$2,639,900	$0	$0	$2,639,90
CON-0073 - Grey Road 7 Pulverize and Pave: John Street To Muir Street (7024)	$0	$0	$0	$0	$0	$0	$0	$812,200	$0	$0	$812,20
CON-0077 - Grey Road 19 Grind and Pave: Jozo Weider Boulevard to Highway 26 (19034-19039)	$0	$0	$0	$0	$1,338,000	$0	$0	$0	$0	$0	$1,338,00
CON-0078 - Grey Road 19 Intersection Improvements: Craigleith Road, Birches Blvd, Helen St and Snowbridge Way	$0	$0	$0	$0	$1,378,400	$0	$0	$0	$0	$0	$1,378,40
CON-0080 - Grey Road 40 Pulverize and Pave: McNabb Street, Chatsworth from Highway 6 to Highway 10 (40027)	$0	$0	$0	$0	$214,900	$0	$0	$0	$0	$0	$214,90
CON-0081 - Grey Road 40 Pulverize & Pave: Hwy. 10 to Gore Crescent (40030)	$0	$0	$0	$1,649,500	$0	$0	$0	$0	$0	$0	$1,649,50
CON-0082 - Grey Road 40 Pulverize and Pave: Grey Road 13 to Grey Road 2 (40063-40064)	$0	$0	$0	$0	$2,328,600	$0	$0	$0	$0	$0	$2,328,60
CON-0083 - Bridge 900-117; West Grey	$0	$0	$0	$0	$0	$1,826,500	$0	$0	$0	$0	$1,826,50
CON-0084 - Grey Road 2 Pulverize and Pave: John	$2,087,200	$0	$0	$0	$0	$0	$0	$0	$0	$0	$2,087,20

	2026	2027	2028	2029	2030	2031	2032	2033	2034	2035	10 Year Tot
Street to Grey Road 31 (2018-2021)											
CON-0085 - Grey Road 3 Pulverize and Pave: Concession 16 to Grey Road 4 (3022-3026)	$2,638,500	$0	$0	$0	$0	$0	$0	$0	$0	$0	$2,638,50
CON-0086 - Grey Road 5 Reconstruction: Mary Ave to Concession 7 (5009)	$0	$0	$0	$0	$1,481,800	$0	$0	$0	$0	$0	$1,481,80
CON-0087 - Grey Road 5 Grind and Pave: Concession 7 to 0.4 km East of Concession 7 (5010)	$0	$0	$0	$0	$0	$0	$0	$0	$0	$144,900	$144,90
CON-0089 - Grey Road 13 Pulverize and Pave: Sideroad 19 to Main Street, Heathcote (13036 - 13042)	$0	$0	$0	$0	$2,487,100	$0	$0	$0	$0	$0	$2,487,10
CON-0090 - Grey Road 28 Pulverize and Pave: Grey Road 4 to Concession 18 (28012-28018)	$0	$0	$0	$0	$0	$0	$0	$0	$6,022,400	$0	$6,022,40
CON-0091 - Grey Road 28 Pulverize and Pave: Concession 18 to Grey Road 10 (28021 - 28024)	$0	$0	$0	$0	$0	$0	$0	$0	$1,209,600	$0	$1,209,60
CON-0092 - Grey Road 30 Pulverize and Pave Rehabilitation: Grey Road 30 to 7th Line (30002)	$0	$0	$0	$0	$3,212,000	$0	$0	$0	$0	$0	$3,212,00
CON-0093 - Grey Road 109 Pulverize and Pave Rehabilitation: Highway 6 to Southgate Road 12 (109006-109009)	$0	$0	$0	$0	$0	$0	$0	$0	$4,420,000	$0	$4,420,00
CON-0094 - Grey Road 109 Reconstruction: Southgate Road 12 to 0.8 km north of Southgate Road 12 (109012)	$0	$0	$0	$0	$0	$0	$0	$0	$3,332,200	$0	$3,332,20
CON-0095 - Bridge 900-598; Southgate	$0	$0	$0	$0	$0	$0	$985,600	$0	$0	$0	$985,60
CON-0096 - Bridge 023-350; Concrete Single Span - Southgate	$0	$0	$0	$0	$0	$0	$0	$1,826,200	$0	$0	$1,826,20
CON-0097 - Grey Road 3 Pulverize and Pave: 0.95 km South of Sideroad 5	$0	$0	$0	$0	$0	$0	$6,048,800	$0	$0	$0	$6,048,80

	2026	2027	2028	2029	2030	2031	2032	2033	2034	2035	10 Year Tot
to the South Limit of Keady (3051-3054)											
CON-0098 - Grey Road 3 and Grey Road 16 Intersection Improvements - Keady (16006,16009,3057,3058)	$0	$0	$0	$0	$0	$0	$0	$0	$4,279,900	$0	$4,279,90
CON-0101 - Grey Road 7 Microsurface: 2.8 km north of Grey Road 13 to Sideroad 22B (7006,7009)	$0	$0	$0	$0	$742,600	$0	$0	$0	$0	$0	$742,60
CON-0102 - Grey Road 7 Microsurface: Grey Road 40 - 4 Sideroad (7015-7018)	$0	$0	$0	$0	$416,700	$0	$0	$0	$0	$0	$416,70
CON-0104 - Grey Road 10 Cream: North Limit of Elmwood to Grey Road 25 (10051-10054)	$0	$0	$0	$0	$0	$0	$0	$4,000,700	$0	$0	$4,000,70
CON-0105 - Grey Road 10 Grind and Pave: Grey Road 28 to 0.8 km South of South Limit of Elmwood (10042)	$0	$0	$0	$0	$0	$0	$0	$0	$0	$4,502,300	$4,502,30
CON-0106 - Grey Road 10 and Grey Road 28 Intersection Improvements	$0	$0	$0	$0	$0	$0	$0	$0	$0	$124,300	$124,30
CON-0107 - Grey Road 16 Microsurface: Grey Road 10 - Concession 5 Derby, excluding Keady (16003, 16012, 16015)	$0	$0	$0	$0	$0	$0	$0	$0	$0	$1,274,800	$1,274,80
CON-0108 - Grey Road 40 Microsurface: Grey Road 7 to Grey Road 13 (40057-40062)	$0	$0	$0	$0	$0	$0	$0	$0	$1,028,300	$0	$1,028,30
CON-0109 - Grey Road 40 Microsurface: 700m east of Veterans Way north to Grey Road 12 (40036-40051)	$0	$0	$0	$0	$0	$0	$0	$0	$1,926,900	$0	$1,926,90
CON-0110 - Bridge 900-188; Steel Beam Pony Truss - West Grey between GR 28 and GR 3	$820,100	$0	$0	$0	$0	$0	$0	$0	$0	$0	$820,10
CON-0112 - Grey Road 1 Pulverize and Pave: Kemble Rock Road to East Linton Sideroad W (1042-1048)	$0	$0	$0	$2,138,900	$0	$0	$0	$0	$0	$0	$2,138,90

	2026	2027	2028	2029	2030	2031	2032	2033	2034	2035	10 Year Tot
CON-0113 - Grey Road 3 Pulverize & Pave Rehabilitation: East Jct. Grey Road 5 to Highway 21 (3066)	$0	$0	$0	$0	$0	$0	$2,772,100	$0	$0	$0	$2,772,10
CON-0115 - Grey Road 7 Pulverize and Pave Rehabilitation: Sideroad 22B to Grey Road 40 (7012)	$0	$0	$0	$0	$0	$0	$0	$0	$0	$3,525,000	$3,525,00
CON-0116 - Grey Road 9 Microsurface: Grey Road 109 to Southgate Sideroad 13 (9030-9040)	$0	$0	$0	$0	$0	$0	$0	$2,412,100	$0	$0	$2,412,10
CON-0117 - Grey Road 12 Pulverize and Pave: Highway 6 to Glenelg Road 23 (12003-12006)	$0	$0	$0	$0	$0	$0	$0	$0	$0	$7,135,400	$7,135,40
CON-0119 - Grey Road 29 Pulverize and Pave: Holland Sydenham Townline to 0.6 km West of 1st Concession (29018)	$0	$0	$0	$0	$0	$0	$0	$0	$1,455,400	$0	$1,455,40
CON-0120 - Grey Road 29 Pulverize and Pave: North Limit of Bognor to Grey Road 18 (29024)	$0	$0	$0	$0	$0	$0	$0	$0	$1,251,900	$0	$1,251,90
CON-0122 - Structure 015-023 Grey Road 15 - Leith	$0	$0	$1,893,200	$0	$0	$0	$0	$0	$0	$0	$1,893,20
CON-0123 - Minor Capital	$763,400	$782,300	$799,900	$817,900	$836,200	$854,900	$874,000	$893,500	$913,400	$933,600	$8,469,10
CON-0124 - 10 Year Bridge Designs	$173,200	$176,700	$90,100	$91,900	$93,700	$95,600	$97,500	$0	$0	$0	$818,70
CON-0125 - Major Bridge and Culvert Repairs	$592,800	$615,000	$636,500	$658,800	$681,900	$705,800	$730,500	$756,100	$782,600	$810,000	$6,970,00
CON-0126 - Structure Detailed Investigations	$95,900	$97,800	$49,900	$50,900	$51,900	$52,900	$54,000	$0	$0	$0	$453,30
CON-0127 - Catch Basin Repair	$65,800	$68,300	$70,700	$73,200	$75,800	$78,500	$81,200	$84,000	$86,900	$89,900	$774,30
CON-0128 - Inspection and Quality Assurance for Capital Projects	$580,200	$599,200	$620,200	$641,900	$664,400	$687,700	$711,800	$736,700	$762,500	$789,200	$6,793,80
CON-0129 - In-House Engineering Costs for Capital Projects	$645,500	$686,000	$710,000	$734,900	$760,600	$787,200	$814,800	$843,300	$872,800	$903,300	$7,758,40
CON-0130 - External Engineering Costs	$298,000	$304,000	$310,000	$316,200	$322,500	$329,000	$335,600	$342,300	$349,100	$356,100	$3,262,80
CON-0131 - Land	$104,000	$106,100	$108,100	$110,300	$112,500	$114,800	$117,100	$119,400	$121,800	$124,200	$1,138,30

	2026	2027	2028	2029	2030	2031	2032	2033	2034	2035	10 Year Tot
Acquisitions											
CON-0138 - Grey Road 40 Culvert Lining: (978, 979, 980, 981, 1002)	$94,000	$0	$0	$0	$0	$0	$0	$0	$0	$0	$94,00
CON-0139 - Grey Road 1 Slope Stabilization (1015-1016)	$0	$728,300	$0	$0	$0	$0	$0	$0	$0	$0	$728,30
CON-0141 - Grey Road 14 Pulverize and Pave: Southgate SRD 11 to Cedarville west limits (14006-14009)	$2,391,300	$0	$0	$0	$0	$0	$0	$0	$0	$0	$2,391,30
CON-0142 - Grey Road 17 Microsurface: Highway 6 to Centre Road (17015-17021)	$0	$0	$1,151,000	$0	$0	$0	$0	$0	$0	$0	$1,151,00
CON-0144 - Grey Road 11 Microsurface: Highway 26 to 4431m south (11006, 11009,11012)	$0	$0	$489,200	$0	$0	$0	$0	$0	$0	$0	$489,20
CON-0145 - Grey Road 15 Pulverize & Pave Rehabilitation: 359393 Grey Road 15 to Tom Thompson Lane (15054-15057)	$0	$0	$0	$777,400	$0	$0	$0	$0	$0	$0	$777,40
CON-0146 - Grey Road 2 and Grey Road 40 Roundabout	$0	$0	$0	$3,101,500	$0	$0	$0	$0	$0	$0	$3,101,50
CON-0147 - Grey Road 3: Pulverize and Pave: Grey Road 9 to Grey Road 3 (3010)	$0	$0	$0	$0	$87,800	$0	$0	$0	$0	$0	$87,80
CON-0148 - Structure 013-068 Grey Road 13 Clarksburg	$0	$0	$0	$1,190,700	$0	$0	$0	$0	$0	$0	$1,190,70
CON-0149 - Grey Road 3 Overlay: Wellington Road 2 to Grey Road 9 (3006-3009)	$0	$0	$3,548,900	$0	$0	$0	$0	$0	$0	$0	$3,548,90
CON-0150 - Grey Road 5 Pulverize & Pave: 0.4 km West of Concession 11 to 0.6 km West of Grey Road 3 (5004)	$0	$0	$0	$0	$1,495,600	$0	$0	$0	$0	$0	$1,495,60
CON-0151 - Grey Road 15 Pulverize & Pave Rehabilitation: North Limit of OS - 359393 Grey Road 15 (15042-15051)	$0	$0	$0	$3,149,400	$0	$0	$0	$0	$0	$0	$3,149,40

	2026	2027	2028	2029	2030	2031	2032	2033	2034	2035	10 Year Tot
CON-0152 - Grey Road 18 Cream: Grey Road 5 to Highway 6/10 (18009-18010)	$0	$0	$0	$0	$2,937,200	$0	$0	$0	$0	$0	$2,937,20
CON-0153 - Grey Road 2 Pulverize and Pave: Dufferin County Line to Grey Road 4 (2003-2009)	$0	$0	$0	$0	$0	$0	$0	$6,125,600	$0	$0	$6,125,60
CON-0154 - Grey Road 4 Reconstruction: West Limit of Ceylon to East Limit of Ceylon (4072)	$0	$0	$0	$0	$0	$0	$0	$435,000	$0	$0	$435,00
CON-0156 - Grey Road 15 Pulverize and Pave: 4.1 km North of Highway 26 to Highway 26 (15070-15073)	$0	$0	$0	$0	$0	$0	$0	$0	$2,600,200	$0	$2,600,20
CON-0157 - Grey Road 17 Pulverize and Pave Rehabilitation: Grey Road 17A - Grey Road 170 (17005-17008)	$0	$0	$0	$0	$0	$0	$2,873,900	$0	$0	$0	$2,873,90
CON-0161 - Grey Road 1 Pulverize and Pave: Scott Street to 503313 Grey Road 1 (1009-1021)	$0	$0	$0	$0	$0	$0	$0	$0	$0	$6,091,100	$6,091,10
CON-0163 - Grey Road 4 Pulverize and Pave: East Limit Ceylon to .6 km East of West Limit Flesherton (4075-4078)	$0	$0	$1,068,300	$0	$0	$0	$0	$0	$0	$0	$1,068,30
CON-0164 - Grey Road 5 Pulverize & Pave: 0.4 km East of Concession 7 to Grey Road 18 (5012 - 5014)	$0	$0	$0	$0	$0	$0	$1,400,700	$0	$0	$0	$1,400,70
CON-0166 - Grey Road 15 Reconstruction: Tom Thompson Lane to 303049 Grey Road 15 (Part of 15060)	$0	$0	$861,800	$0	$0	$0	$0	$0	$0	$0	$861,80
CON-0167 - Grey Road 16 and Concession 5 Derby / 6: Roundabout	$0	$0	$0	$0	$0	$0	$0	$0	$0	$3,492,700	$3,492,70
CON-0168 - Grey Road 17 Pulverize and Pave Rehabilitation: Grey Road 17B - Grey Road 17A (17002-17004)	$0	$0	$0	$0	$0	$0	$0	$3,015,900	$0	$0	$3,015,90
CON-0169 - Grey Road 19 and Grey Road 21	$1,657,500	$0	$0	$0	$0	$0	$0	$0	$0	$0	$1,657,50

	2026	2027	2028	2029	2030	2031	2032	2033	2034	2035	10 Year Tot
Intersection Upgrades (Utility Relocations)											
CON-0170 - Grey Road 19 and Grey Road 21 Intersection Upgrades (Booster Pumping Station)	$4,538,900	$0	$0	$0	$0	$0	$0	$0	$0	$0	$4,538,90
CON-0171 - Grey Road 23 Overlay: Grey Road 9 to Grey Road 4 (23003-23009)	$0	$0	$0	$0	$0	$0	$0	$0	$2,808,400	$0	$2,808,40
CON-0173 - Concession 12 Land Acquisition: Grey Road 10 To Grey Road 3	$0	$711,600	$0	$0	$0	$0	$0	$0	$0	$0	$711,60
CON-0174 - Concession 12 Roadside Tree Clearing: Grey Road 10 To Grey Road 3	$0	$0	$583,700	$0	$0	$0	$0	$0	$0	$0	$583,70
CON-0175 - Concession 12 Utility Relocations (Hydro, Gas, Bell): Grey Road 10 To Grey Road 3	$0	$0	$1,697,900	$0	$0	$0	$0	$0	$0	$0	$1,697,90
CON-0176 - Concession 12 Full Reconstruction to County Standard: Grey Road 10 To Grey Road 3	$0	$0	$0	$0	$0	$9,465,100	$0	$0	$0	$0	$9,465,10
CON-0177 - Concession 12 40mm Overlay: Grey Road 3 to Sideroad 25	$0	$651,100	$0	$0	$0	$0	$0	$0	$0	$0	$651,10
CON-0178 - Concession 12 Land Acquisition: Grey Road 3 to Sideroad 25	$0	$0	$0	$0	$139,500	$0	$0	$0	$0	$0	$139,50
CON-0182 - Concession 12 40mm Overlay: Sideroad 25 to Highway 6	$0	$1,052,200	$0	$0	$0	$0	$0	$0	$0	$0	$1,052,20
CON-0183 - Concession 12 Land Acquisition: Sideroad 25 to Highway 6	$0	$697,100	$0	$0	$0	$0	$0	$0	$0	$0	$697,10
CON-0184 - Concession 12 Three Structure Replacements: Sideroad 25 to Highway 6	$0	$5,202,000	$0	$0	$0	$0	$0	$0	$0	$0	$5,202,00
CON-0185 - Concession 12 Roadside Tree Clearing: Sideroad 25 to Highway 6	$0	$0	$0	$174,100	$0	$0	$0	$0	$0	$0	$174,10
CON-0186 - Concession 12 Utility Relocation (Hydro, Gas, Bell): Sideroad 25 to Highway 6	$0	$0	$0	$0	$1,766,500	$0	$0	$0	$0	$0	$1,766,50

	2026	2027	2028	2029	2030	2031	2032	2033	2034	2035	10 Year Tot
CON-0188 - Concession 11 50mm Overlay: Grey Road 14 to Highway 89	$0	$919,700	$0	$0	$0	$0	$0	$0	$0	$0	$919,70
CON-0190 - Bentinck-Sullivan TL Land Acquisition: Grey Road 10 to Grey Road 3	$0	$566,300	$0	$0	$0	$0	$0	$0	$0	$0	$566,30
CON-0191 - Bentinck-Sullivan TL Roadside Tree Cutting: Grey Road 10 to Grey Road 3	$0	$135,900	$0	$0	$0	$0	$0	$0	$0	$0	$135,90
CON-0192 - Bentinck-Sullivan TL Full Reconstruction to County Standard: Grey Road 10 to Grey Road 3	$0	$0	$0	$7,982,700	$0	$0	$0	$0	$0	$0	$7,982,70
CON-0193 - Bentinck-Sullivan TL Utility Relocation (Hydro, Gas, Bell): Grey Road 10 to Grey Road 3	$0	$26,000	$0	$0	$0	$0	$0	$0	$0	$0	$26,00
CON-0194 - Concession 5/6 Line Painting and Localized Minor Rehab: Grey Road 18 to Grey Road 40	$0	$41,600	$0	$0	$0	$0	$0	$0	$0	$0	$41,60
CON-0195 - Concession 5/6 50mm Overlay - Concession 6: Grey Road 16 to Grey Road 40	$0	$0	$1,501,900	$0	$0	$0	$0	$0	$0	$0	$1,501,90
CON-0196 - Concession 5/6 - Concession 5 Asphalt Patching and Overlay: Grey Road 18 to Grey Road 16	$0	$0	$0	$0	$0	$1,593,800	$0	$0	$0	$0	$1,593,80
CON-0198 - Grey Road 4 Pulverize and Pave: East of Flesherton to West of Maxwell (4093, 4096, 4098, 4099)	$0	$0	$0	$0	$0	$0	$0	$0	$0	$7,974,600	$7,974,60
CON-0199 - Grey Road 4 Pulverize and Pave: West of Maxwell to 2.5km east of Grey Road 2 (4101, 4102)	$0	$0	$0	$0	$0	$0	$0	$1,764,300	$0	$0	$1,764,30
CON-0200 - Road Exchange Transfer Payments	$1,240,900	$2,109,500	$2,426,600	$2,619,800	$2,821,100	$3,030,600	$3,095,400	$3,147,600	$3,186,200	$3,210,100	$26,887,80
CON-0201 - Grey Road 124 Ciream: Dufferin Boundary to	$0	$0	$0	$0	$0	$0	$0	$6,708,100	$0	$0	$6,708,10

	2026	2027	2028	2029	2030	2031	2032	2033	2034	2035	10 Year Tot
Singhampton (124003-124015)											
CON-0202 - Grey Road 12 Rural Reconstruction: 503571 Grey Road 12 East 735 m	$1,009,400	$0	$0	$0	$0	$0	$0	$0	$0	$0	$1,009,40
Grand Total	**$35,444,200**	**$46,146,700**	**$40,206,500**	**$37,469,800**	**$41,286,100**	**$45,618,300**	**$40,722,800**	**$51,930,200**	**$54,392,300**	**$60,221,500**	**$453,438,40**

Grey County

Colour It Your Way

2026-2035

10-Year Capital Forecast

Contact communications@grey.ca to discuss accessible versions of this information.

Table of Contents

Grey County 10 Year Capital Forecast 2026-2035 . . . 22
Corporate Summary 2026-2035 - Total Expenditures . . . 24
Corporate Summary 2026-2035 - Net Levy . . . 25
New Capital Projects - Total Expenditures . . . 26
New Capital Projects - Net Levy . . . 32
Corporate Services . . . 37
Corporate Services Summary . . . 38
Corporate Services Summary - Total Expenditures . . . 41
Corporate Services Summary - Net Levy . . . 42
Administration . . . 43
Administration Capital Summary . . . 45
Administration Capital Projects - 2026 - 2035 Total Expenditures . . . 47
CAO-0001 - Building Condition Assessments and Reserve Fund Studies Update . . . 49
CAO-0002 - Update of Corporate Strategic Plan . . . 51
CAO-0003 - Waste Management . . . 53
CLK-0001 - Funding to Replace Electronic Records Management System (EDRMS) . . . 54
COM-0001 - Audio Visual Upgrades to Council Chambers . . . 56
COM-0002 - Update Corporate Communications Strategy . . . 58
FIN-0002 - Updating Financial Software . . . 59
HR-0001 - Corporate Scheduling Software Replacement . . . 61
HR-0002 - Human Resources Software Replacement . . . 62
HR-0003 - Noise Survey . . . 63
HR-0005 - Employee Engagement Survey . . . 64
HR-0007 - Job Evaluation and Market Salary Review - Non-Union . . . 66
HR-0008 - Job Hazard and Demands Analysis . . . 67
HR-0009 - Safety Data Sheet (SDS) Database . . . 69
HR-0010 - Workplace Violence and Risk Assessment . . . 70
IT-0001 - Router / Firewall Lifecycle Management . . . 71
IT-0002 - Tower Maintenance and Replacement (Ceylon and Woodford) . . . 73
IT-0003 - UPS (battery backup and power conditioning) hardware . . . 75
IT-0004 - Telephone System Upgrades . . . 77
IT-0006 - Long Term Care Hardware Lifecycle Management . . . 78
IT-0007 - Replacement of Photocopiers . . . 79
IT-0008 - Switches - Lifecycle Management . . . 80
IT-0009 - Wireless Access Points - Life Cycle Replacement . . . 82
IT-0011 - IT Security Audits . . . 83

IT-0012 - Corporate Web Site . . . 84
IT-0013 - IT Strategic Plan Update . . . 85
IT-0014 - Air Conditioning - Long Term Care . . . 86
Climate Change . . . 87
Climate Change Capital Summary . . . 88
Climate Change Capital Projects - Total Expenditures . . . 90
CC-0001 - Green Development Standards . . . 91
CC-0002 - Climate Change Adaptation Plan . . . 93
CC-0003 - Corporate Climate Action . . . 95
CC-0007 - Support for Sustainable Agriculture . . . 96
CC-0009 - Climate Change Action Plan . . . 97
CC-0010 - Climate Opportunities Fund . . . 98
County Property . . . 99
County Property - Administration Building Capital . . . 100
County Property - Administration Building Expansion and Renovations Capital Summary . . . 101
County Property Capital Projects - 2026 - 2035 Total Expenditures . . . 102
PRO-0001 - Administration Building - Debenture Payment . . . 104
PRO-0009 - Administration Building - Existing Public Washroom Upgrades - Lower Level . . . 105
PRO-0010 - Administration Building - Camera System Upgrades . . . 106
PRO-0015 - Administration Building - Capital Improvements . . . 107
PRO-0004 - Morrison Building - Replacement of Carpet and Vinyl Flooring in all Common Areas . . . 108
PRO-0005 - Morrison Building - Lighting Replacement . . . 109
PRO-0007 - Morrison Building - Parking Lot . . . 110
PRO-0008 - Morrison Building - Fire Alarm Panel . . . 111
Planning and Community Development . . . 112
Planning and Community Development Summary . . . 113
Planning and Community Development 10 Year Summary Total Expenditures . . . 116
Planning and Community Development 10 Year Summary Net Levy . . . 120
Planning . . . 121
Planning Department - General Capital . . . 122
Planning Department - Capital Age Friendly Community Strategy Capital Summary . . . 123
Planning Department - Housing Action Plan Capital Summaryal Summary . . . 124
Planning Department - Archeological Management Plan Capital Summary . . . 125
Planning Department - Development Charges Study Capital Summary . . . 126
Planning Capital Projects - 2026 - 2035 Total Expenditures - Total Expenditures . . . 127
PLN-0001 - Age-Friendly Community Strategy/Action Plan . . . 128
PLN-0002 - Archaeological Management Plan . . . 130
PLN-0003 - Housing Action Plan Implementation . . . 132
PLN-0004 - Multi-Function Plotter/Scanner (MFP) . . . 134

PLN-0005 - Growth Management Study Updates . . . 136
PLN-0006 - Development Charges - 5 Year Review . . . 138
PLN-0007 - Bedrock and Shale Resource Study . . . 139
PLN-0008 - Official Plan Background Studies and Official Plan Update . . . 141
PLN-0010 - Planning - Site Preparation for Surplus Lands . . . 143
Agriculture and Forestry and Trails . . . 144
Forestry and Trails Capital - Rail Trail Bridge 42 . . . 145
CP Rail Trail Capital - Land Survey Project . . . 146
Forestry and Trails Projects - 2026 - 2035 - Total Expenditures . . . 147
FTL-0003 - Major Repairs/Rehabilitation of Structures on CP Rail Trail . . . 148
FTL-0005 - CP Rail Trail Land Survey Project . . . 149
FTL-0006 - Culvert/Bridge Assessment Update . . . 150
FTL-0014 - Transfer to Trails Reserve for Future Capital Needs . . . 151
Economic Development, Tourism and Culture . . . 152
Economic Development - General Capital . . . 153
Sydenham Campus Capital . . . 154
Economic Development Grey Roots Capital Projects - 2026 - 2035 Total Expenditures . . . 155
ECD-0002 - Skills Training, Trades & Innovation Initiative (Sydenham Campus) . . . 156
ECD-0003 - Tourism Signage . . . 157
ECD-0004 - Tourism Vehicle . . . 158
ECD-0005 - Economic Development, Tourism and Culture Strategic Master Plan . . . 159
ECD-0006 - Tourism Website . . . 160
Grey Roots . . . 161
Grey Roots Capital . . . 162
Grey Roots Capital Projects List - Total Expenditures . . . 163
HER-0001 - Grey Roots - Grey County Gallery Update . . . 165
HER-0002 - Grey Roots - Flat Roof Replacement . . . 166
HER-0004 - Grey Roots - Electric Riding Lawn Mower . . . 167
HER-0006 - Grey Roots - Theatre Improvements . . . 168
HER-0007 - Grey Roots - Front of House Upgrades . . . 169
HER-0008 - Grey Roots - Digital Museum / Website . . . 170
HER-0011 - Grey Roots - Update Road Signage . . . 171
HER-0012 - Grey Roots - Equipment Upgrades - Archives . . . 172
HER-0015 - Grey Roots - Replace Domestic Water Tanks . . . 173
HER-0016 - Grey Roots - Replace Domestic Hot Water Heater . . . 174
HER-0017 - Grey Roots - Replace Domestic Water Ultraviolet Disinfection System . . . 175
HER-0018 - Grey Roots - Domestic Water Softener . . . 176
HER-0019 - Grey Roots - Replacement of CCTV System . . . 177
HER-0020 - Heritage Village - Replace roofing . . . 178

HER-0021 - Grey Roots - Replace Emergency Fire Pump System 179
HER-0022 - Grey Roots - Replace Domestic Water System Turbidimeter and Water Disinfection System 180
HER-0023 - Grey Roots - Replacement of Water Filtration System 181
HER-0024 - Grey Roots - Replacement of Door Entry Systems 182
HER-0025 - Grey Roots - Replace Communications Room Backup Generator 183
HER-0026 - Grey Roots - Replacement of Variable Actuator Valve boxes for the HVAC Systems . . 184
HER-0027 - Grey Roots - Aluminum Glazed Doors 185
HER-0028 - Grey Roots - Replace Exhaust Fans 186
HER-0029 - Grey Roots - Pump House Exhaust Fans and Louver 187
HER-0030 - Grey Roots - Replace Loading Dock Unit Heater 188
HER-0031 - Grey Roots - Replace Water Well Pump 189
HER-0032 - Grey Roots - Replace Skylights 190
HER-0033 - Grey Roots - Replace Service Doors 191
HER-0034 - Grey Roots - Replace Overhead Doors 192
HER-0035 - Heritage Village - Replace Rice Blacksmith Roof 193
HER-0036 - Heritage Village - Moor Muir Engine Shop Radiant Tube & Unit Heater 194
HER-0037 - Grey Roots - Tractor 195
HER-0038 - Grey Roots - Repair Exterior Cedar Siding 196
HER-0039 - Heritage Village - Bluewater Garage Pine Siding Replacement 197
HER-0040 - Heritage Village - LED Lighting 198
HER-0041 - Grey Roots - Front of House Update 199
HER-0042 - Grey Roots - Capital Improvements to - Moreston Village Buildings 200
HER-0043 - Grey Roots - Capital Improvements to Main Building (BCA) 201
HER-0045 - Grey Roots - Marmoleum Flooring Replacement 202
HER-0046 - Grey Roots - Replace Fume Hood 203
HER-0047 - Grey Roots - Replace Well Pump 204
HER-0049 - Grey Roots - Replace BAS Hardware & Software 205
HER-0050 - Grey Roots - Heritage Village - Moor & Muir Engine Works Building Overhead Doors . 206
HER-0051 - Grey Roots - Heritage Village - Moor & Muir Engine Works Building - Exterior Doors . 207
Human Services 208
Human Services Summary 209
Human Services Capital Projects List - 2026 - 2035 Total Expenditures 219
Human Services Capital Projects List - 2026 - 2035 Net Levy 240
Social Services 259
Ontario Works Administration Capital 260
Early Learning and Child Care Capital 261
Social Services Capital Projects List - 2026 - 2035 Total Expenditures 262
SOC-0001 - EarlyON Building Construction 263
SOC-0002 - Computer and Monitor Replacements 264

Housing . . . 265
Housing Summary Capital . . . 267
Affordable Housing - Capital Summary . . . 269
Housing Capital Projects List 2026 - 2035 Total Expenditures . . . 270
LHC-0001 - Appliance Replacement (General) . . . 285
LHC-0002 - Catch Basin Cleanouts . . . 286
LHC-0003 - Common Room Furniture (Various locations) . . . 287
LHC-0004 - Consulting Fees (General) . . . 288
LHC-0005 - Crack Filling and Line Painting . . . 289
LHC-0006 - Duct Cleaning . . . 290
LHC-0007 - Duty to Accomodate Requests (Various Locations) . . . 291
LHC-0008 - Elevator Repairs . . . 292
LHC-0009 - Exterior Painting/Siding - (Alpha Street, Owen Sound) . . . 293
LHC-0010 - Family Unit Renovations (Family Units) . . . 294
LHC-0011 - Fire Panel Replacement (General) . . . 295
LHC-0012 - General Landscaping - (Alpha Street, Owen Sound) . . . 296
LHC-0013 - Hot Water Tank Replacement (General) . . . 297
LHC-0015 - Painting (General) . . . 298
LHC-0016 - Sewer Pipe Blasting . . . 299
LHC-0017 - Site Improvements (Various Locations) . . . 300
LHC-0018 - Technology (Security Cameras, Key Fobs, Building Computers) . . . 301
LHC-0019 - Water System Upgrades General (Flesherton and Holstein) . . . 302
LHC-0020 - Air Make Up Replacement (248 Queen Street, Durham) . . . 303
LHC-0021 - Air Make Up Replacement (43 Hill Street Flesherton) . . . 304
LHC-0022 - Air Makeup Replacement (157 Nelson Street, Meaford) . . . 305
LHC-0023 - Air Makeup Replacement (208 Queen St, Durham) . . . 306
LHC-0024 - Air Makeup Replacement (248 7th Ave E Owen Sound) . . . 307
LHC-0026 - Air Makeup System Replacement (650 4th St A East, Owen Sound) . . . 308
LHC-0029 - Common Area Flooring (121 William Street, Meaford) . . . 309
LHC-0030 - Common Area Flooring (130 Albert Street, Meaford) . . . 310
LHC-0031 - Concrete pads and Screen (80 Victoria Street Meaford) . . . 311
LHC-0046 - Elevator Replacement (305 14th West, Owen Sound) . . . 312
LHC-0051 - Fencing and Retaining wall replacement (16th Street Family Units, Owen Sound) . . . 313
LHC-0054 - Water Pipe Replacement (248 7th Ave East, Owen Sound) . . . 314
LHC-0055 - Asphalt Parking Lot (100 Margaret Elizabeth, Markdale) . . . 315
LHC-0056 - Asphalt Parking Lot (490 7th Avenue East, Owen Sound) . . . 316
LHC-0058 - Bathroom Rebuilds (157 Nelson Street, Meaford) . . . 317
LHC-0060 - Bathroom Rebuilds (208 Queen St., Durham) . . . 318
LHC-0062 - Bathroom renovations (121 William Street, Meaford) . . . 319

LHC-0063 - Bathroom Renovations (159 Parker Street Meaford) . . . 320
LHC-0067 - Concrete Sidewalks and Exterior Slab (50 McNab Street, Chatsworth) . . . 321
LHC-0068 - Elevator Replacement (85 Lemon Street, Thornbury) . . . 322
LHC-0069 - Exterior Door Replacement/Suite Doors (81 Bruce Street, Thornbury) . . . 323
LHC-0070 - Exterior Doors (East Side Family Units) . . . 324
LHC-0072 - In Suite Radiators (305 14th Street West, Owen Sound) . . . 325
LHC-0073 - Kitchen Rebuilds (157 Nelson Street, Meaford) . . . 326
LHC-0074 - Kitchen Rebuilds (208 Queen Street, Durham) . . . 327
LHC-0075 - Kitchen Rebuilds (248 7th Ave E Owen Sound) . . . 328
LHC-0076 - Patio Door Replacement (121 William Street, Meaford) . . . 329
LHC-0078 - Roof Replacement (41 Mark Street, Markdale) . . . 330
LHC-0079 - Roof Replacement (490 7th Avenue East, Owen Sound) . . . 331
LHC-0080 - Roof Replacement (West Side Family Units) . . . 332
LHC-0081 - Sidewalk Replacement (159 Parker Street, Meaford) . . . 333
LHC-0082 - Siding and Window Replacement (208 Queen Street Durham) . . . 334
LHC-0083 - Window Replacement (40 Artemesia Street, Dundalk) . . . 335
LHC-0084 - Window Replacement (50 McNab Street, Chatsworth) . . . 336
LHC-0085 - Window Replacement (85 Lemon Street, Thornbury) . . . 337
LHC-0086 - Air Make Up (81 Bruce Street, Thornbury) . . . 338
LHC-0087 - Air Make Up Replacement (121 William Street, Meaford) . . . 339
LHC-0088 - Asphalt Parking Lot (181 Victoria Street Dundalk) . . . 340
LHC-0089 - Bath Rebuilds (248 7th Ave Owen Sound) . . . 341
LHC-0090 - Building Condition Assessment . . . 342
LHC-0091 - Building Exterior Doors (650 4th Street A East, Owen Sound) . . . 343
LHC-0092 - Elevator Replacement (650 4th Street A East Owen Sound) . . . 344
LHC-0093 - Emergency Generator (130 Albert Street, Meaford) . . . 345
LHC-0094 - Front Waterproofing and Stair Replacement (Alpha Street, Owen Sound) . . . 346
LHC-0095 - Main Entrance Doors (130 Albert Street, Meaford) . . . 347
LHC-0096 - Roof Replacement (208 Queen Street, Durham) . . . 348
LHC-0097 - Window Replacement (250 12th Ave Hanover) . . . 349
LHC-0098 - Window Replacement (81 Bruce Street, Thornbury) . . . 350
LHC-0099 - Exterior Doors (80 Victoria Street, Meaford) . . . 351
LHC-0100 - Exterior Door Replacement (16th Street Family Units, Owen Sound) . . . 352
LHC-0101 - Front Vestibule Rebuild (315 Bruce Street, Durham) . . . 353
LHC-0102 - Front Vestibule Entrance Replacement (214 11th Avenue, Hanover . . . 354
LHC-0103 - Kitchen Rebuilds (315 Bruce Street, Durham) . . . 355
LHC-0104 - Roof Replacement (East Side Family Units) . . . 356
LHC-0105 - Balcony Railings and Screens (159 Parker Street, Meaford) . . . 357
LHC-0106 - Bath Rebuilds (248 Queen Street, Durham) . . . 358

LHC-0107 - Flooring Replacement (481 11th Street, Hanover) . . . 359
LHC-0108 - Lift Replacement (181 Victoria Street, Dundalk) . . . 360
LHC-0109 - Roof Replacement (80 Victoria Street Meaford) . . . 361
LHC-0110 - Sidewalk Repair/Replacement (305 14th Street West, Owen Sound) . . . 362
LHC-0111 - Sidewalk Repair/Replacement (41 Mark Street, Markdale) . . . 363
LHC-0112 - Unit Entry Doors (248 Queen Street, Durham) . . . 364
LHC-0113 - Water Pipe Replacement (50 McNab Street Chatsworth) . . . 365
LHC-0114 - Window Replacement (214 11th Avenue, Hanover) . . . 366
LHC-0115 - Window Replacement (392015 Grey Road 109, Holstein) . . . 367
LHC-0116 - Window Replacement (43 Hill Street, Flesherton) . . . 368
LHC-0117 - Window Replacement (Durham Family Units) . . . 369
LHC-0118 - Air Make Up Replacement (181 Victoria Street, Dundalk) . . . 370
LHC-0119 - Air Make Up Replacement (315 Bruce Street, Durham) . . . 371
LHC-0120 - Balconies and Railings (17 Legion Rd., Meaford) . . . 372
LHC-0121 - Balcony Railing Replacement (40 Artemesia Street, Dundalk) . . . 373
LHC-0122 - Balcony Resurfacing (130 Albert Street, Meaford) . . . 374
LHC-0123 - Front Concrete Steps (Westmount Family Units) . . . 375
LHC-0124 - Interior Suite Doors (392051 Main Street, Holstein) . . . 376
LHC-0125 - Interior Suite Doors (99 Argyle Street, Markdale) . . . 377
LHC-0126 - Kitchen Rebuilds (159 Parker Street Meaford) . . . 378
LHC-0127 - Kitchen Rebuilds (248 Queen Street, Durham) . . . 379
LHC-0128 - Lift Replacement (100 Margaret Elizabeth, Markdale) . . . 380
LHC-0129 - Lift Replacement (40 Artemesia Street, Dundalk) . . . 381
LHC-0130 - Patio Door Replacement (159 Parker Street, Meaford) . . . 382
LHC-0131 - Siding Replacement (181 Victoria Street Dundalk) . . . 383
LHC-0132 - Suite Doors Corridor (181 Victoria Street Dundalk) . . . 384
LHC-0133 - Unit Entry Doors (81 Bruce St Thornbury) . . . 385
LHC-0134 - Window Replacement (159 Parker Street, Meaford) . . . 386
LHC-0135 - Window Replacement (481 11th Street, Hanover) . . . 387
LHC-0136 - Asphalt Replacement (Alpha Street, Owen Sound) . . . 388
LHC-0137 - Balconies Re surfaced (225 14th Street, Owen Sound) . . . 389
LHC-0138 - Balcony Repairs and Railings (181 Victoria Street, Dundalk) . . . 390
LHC-0139 - Ceiling and Lighting Upgrades (100 Marg. Eliz Markdale) . . . 391
LHC-0140 - Ceiling and Lighting Upgrades (208 Queen St. Durham) . . . 392
LHC-0141 - Ceiling and Lighting Upgrades (248 Queen Street Durham) . . . 393
LHC-0142 - Common Area Flooring, Lighting and Water Lines (85 Lemon Street Thornbury) . . . 394
LHC-0143 - Concrete Replacements and Screens (81 Bruce Street, Thornbury) . . . 395
LHC-0144 - Concrete Steps Replacement (Family Units Durham) . . . 396
LHC-0145 - Exterior Cladding (490 7th Ave East Owen Sound) . . . 397

LHC-0146 - Exterior Door Replacement (85 Lemon Street, Thornbury) 398
LHC-0147 - Exterior Hollow Metal Doors (250 12th Ave Hanover) 399
LHC-0148 - Fence Replacement (East Side Family Units) 400
LHC-0149 - Front, Side and Stairwell Door Replacment (305 14th Street, Owen Sound) 401
LHC-0150 - Furnace Replacement (Family Units Durham) 402
LHC-0151 - Furnace Replacement (East Side Family Units) 403
LHC-0152 - Furnace Replacement (Hanover Family Units) 404
LHC-0153 - Furnace Replacement (Meaford Family Units) 405
LHC-0154 - Interior Common Doors (248 Queen Street, Durham) 406
LHC-0155 - Interior Hollow Metal Doors (100 Margaret Elizabeth, Markdale) 407
LHC-0156 - Interior Suite Doors (481 11th St Hanover) 408
LHC-0157 - Replace Concrete Walks (Holstein) 409
LHC-0158 - Siding Replacement (157 Nelson Street, Meaford) 410
LHC-0159 - Siding Replacement (40 Artemesia St Dundalk) 411
LHC-0160 - Unit Entry Door Replacement (100 Margaret Elizabeth, Markdale) 412
LHC-0161 - Unit Entry Door Replacement (214 11th St, Hanover) 413
LHC-0162 - Unit Entry Door Replacement (315 Bruce St Durham) 414
LHC-0163 - Unit Entry Door Replacement (43 Hill St Flesherton) 415
LHC-0164 - Water Pipe Replacement (208 Queen Street, Durham) 416
LHC-0165 - Water Pipe Replacement (315 Bruce St Durham) 417
LHC-0166 - Window Replacement (130 Albert Street, Meaford) 418
LHC-0167 - Air Makeup Replacement (100 Margaret Elizabeth, Markdale) 419
LHC-0168 - Bathroom Replacement (214 11th St, Hanover) 420
LHC-0169 - Common Area Flooring Replacement (17 Legion Road, Meaford) 421
LHC-0170 - Common Area Flooring Replacement (250 12th Ave Hanover) 422
LHC-0171 - Common Area Flooring Replacement (650 4th St A East, Owen Sound) 423
LHC-0172 - Common Area Flooring Replacement (81 Bruce St, Thornbury) 424
LHC-0173 - Flat Roof Replacement (225 14th Street West, Owen Sound) 425
LHC-0174 - Floor Scrubber (81 Bruce St, Thornbury) 426
LHC-0175 - Flooring Replacement (181 Victoria Street, Dundalk) 427
LHC-0176 - Furnace Replacement (Alpha Street, Owen Sound) 428
LHC-0177 - Lift Replacement (17 Legion Road, Meaford) 429
LHC-0178 - Parking Lot Replacement (130 Albert Street, Meaford) 430
LHC-0179 - Unit Entry Doors (225 14th Street West, Owen Sound) 431
LHC-0180 - Common Area Doors (85 Lemon St, Thornbury) 432
LHC-0181 - Exterior Door Replacement (40 Artemesia St, Dundalk) 433
LHC-0182 - Exterior Siding and Insulation (West Side Family Units) 434
LHC-0183 - Fencing Replacement (181 Victoria St, Dundalk) 435
LHC-0184 - Fencing Replacement (481 11th St Hanover) 436

LHC-0185 - Fencing Replacement (650 4th St A E, Owen Sound) 437
LHC-0186 - Fencing replacement (85 Lemon St, Thornbury) 438
LHC-0187 - Fencing Replacement (Alpha Street Owen Sound) 439
LHC-0188 - Flooring Replacement (100 Marg Eliz, Markdale) 440
LHC-0189 - Flooring Replacement (40 Artemesia St, Dundalk) 441
LHC-0190 - Hollow Metal Doors (481 11th St, Hanover) 442
LHC-0191 - Interior Common Area Doors (250 12th Ave Hanover) 443
LHC-0192 - Kitchen Replacement (81 Bruce St, Thornbury) 444
LHC-0193 - Kitchen Replacements (Main St Holstein) 445
LHC-0194 - Main Entrance (248 Queen St Durham) 446
LHC-0195 - Overhead Door (181 Victoria St, Dundalk) 447
LHC-0196 - Patio Door Replacement (41 Mark Street, Markdale) 448
LHC-0197 - Soffit and Fascia Replacement (650 4th St A E, Owen Sound) 449
LHC-0198 - Unit Entry Door (181 Victoria St, Dundalk) 450
LHC-0199 - Unit/Balcony Doors (130 Albert Street, Meaford) 451
LHC-0200 - Well Head Replacement (43 Hill Street, Flesherton) 452
LHC-0201 - Asphalt Parking Lot (650 4th St A East, Owen Sound) 453
LHC-0202 - Balcony Refinishing (305 14th West, Owen Sound) 454
LHC-0203 - Bath Rebuilding (650 4th St A E, Owen Sound) 455
LHC-0204 - Bathroom Replacement (130 Albert Street, Meaford) 456
LHC-0205 - Cladding Replacement (248 Queen Street, Durham) 457
LHC-0206 - Concrete Pavers and wood timber gardens (East Side Family Units) 458
LHC-0207 - Concrete Pavers (Westmount Family Units) 459
LHC-0208 - Exterior Cladding Replacement (481 11th Street, Hanover) 460
LHC-0209 - Exterior Siding and Insulation (East Side Family Units) 461
LHC-0210 - Exterior Siding Replacement (Meaford family units) 462
LHC-0211 - Garbage Compactor (130 Albert St, Meaford) 463
LHC-0212 - Interior Hollow Metal Doors (130 Albert Street, Meaford) 464
LHC-0213 - Interior Suite Door (250 12th Ave. Hanover) 465
LHC-0214 - Interior Suite Doors (650 4th Street A East, Owen Sound) 466
LHC-0215 - Kitchen Rebuilds (225 14th Street West, Owen Sound) 467
LHC-0217 - Siding Replacement (17 Legion Road, Meaford) 468
LHC-0218 - Siding Replacement (81 Bruce Street, Thornbury) 469
LHC-0219 - Siding Replacement (85 Lemon Street, Thornbury) 470
LHC-0220 - Suite Door Replacement (490 7th Avenue East, Owen Sound) 471
LHC-0221 - Suite Door Replacements (157 Nelson Street, Meaford) 472
LHC-0222 - Suite Doors (17 Legion Road, Meaford) 473
LHC-0223 - Unit Entry Doors (248 7th Avenue East, Owen Sound) 474
LHC-0224 - Unit Entry Doors (41 Mark St. Markdale) 475

LHC-0225 - Transfer to Reserve - Future Infrastructure Needs . . . 476
LHC-0226 - Transfer to Reserve - Affordable Housing Builds . . . 477
LHC-0228 - Preparing Units For Sale (Westmount) . . . 478
LHC-0230 - Common Area Lighting (121 William St, Meaford) . . . 479
LHC-0231 - Demolish Tunnel (121 William Street, Meaford) . . . 480
LHC-0232 - Designated Substances . . . 481
LHC-0235 - Parking Lot - Golden Town (80 Victoria St Meaford) . . . 482
LHC-0236 - Roof Replacements (121 William Street, Meaford) . . . 483
LHC-0237 - Roof Replacements (Westmount Family Units, Owen Sound . . . 484
LHC-0238 - Main Sewer Pipe (315 Bruce Street, Durham) . . . 485
LHC-0239 - Common Area Flooring (208 Queen Street, Durham) . . . 486
LHC-0240 - Bathroom Replacements (181 Victoria Dundalk) . . . 487
LHC-0241 - Common Area flooring (315 Bruce St Durham) . . . 488
LHC-0242 - Common Area Lighting (130 Albert Street, Meaford) . . . 489
LHC-0243 - Common Room Windows (121 William St, Meaford) . . . 490
LHC-0244 - Concrete Patio Dividers (85 Lemon, Thornbury) . . . 491
LHC-0245 - Concrete Patios (225 14th St W, Owen Sound) . . . 492
LHC-0246 - Concrete Pavers (Meaford Family Units) . . . 493
LHC-0247 - Exterior Pole Light (85 Lemon, Thornbury) . . . 494
LHC-0248 - Exterior Pole Lights (Alpha Street Owen Sound) . . . 495
LHC-0249 - Fencing Replacement (40 Artemesia, Dundalk) . . . 496
LHC-0250 - Parking Lot (159 Parker St, Meaford) . . . 497
LHC-0251 - Patio Doors (130 Albert Street, Meaford) . . . 498
LHC-0252 - Patio Door Replacement (481 11th Street, Hanover) . . . 499
LHC-0253 - Patio Door Replacement (121 William St, Meaford) . . . 500
LHC-0254 - Siding Replacement (Westmount Family Units) . . . 501
LHC-0255 - Site Lighting (40 Artemesia, Dundalk) . . . 502
LHC-0256 - Solar Panel Replacements (305 14th St W, Owen Sound) . . . 503
LHC-0257 - Unit Patio Doors (305 14th St W, Owen Sound) . . . 504
LHC-0258 - Water Pipe Replacements (159 Parker St, Meaford) . . . 505
LHC-0259 - Kitchen Rebuilds (50 McNab, Chatsworth) . . . 506
LHC-0260 - Common Area Lighting (181 Victoria St, Dundalk) . . . 507
LHC-0261 - Exterior Door Replacement (Durham Family Units) . . . 508
LHC-0262 - Interior Hollow Metal Doors (208 Queen St, Durham) . . . 509
LHC-0263 - Water System Pressure Tanks (43 Hill St, Flesherton) . . . 510
LHC-0264 - Generator Replacement (43 Hill St, Flesherton) . . . 511
LHC-0265 - Aluminum-framed Main Entrance Doors (250 12th Ave, Hanover) . . . 512
LHC-0266 - Air Makeup Replacement (250 12th Ave, Hanover) . . . 513
LHC-0267 - Kitchen Replacements (250 12th Ave, Hanover) . . . 514

LHC-0268 - Flooring Replacement (Main St, Holstein) . . . 515
LHC-0269 - Common Area and Site Lighting (99 Argyle St, Markdale) . . . 516
LHC-0270 - Tile Flooring Replacement (100 Margaret Elizabeth, Markdale) . . . 517
LHC-0271 - Concrete Pads and Walkways (157 Nelson St, Meaford) . . . 518
LHC-0272 - Common Area Flooring (130 Albert Street, Meaford) - Copy . . . 519
LHC-0273 - Mechanical Equipment Upgrades (130 Albert St, Meaford) . . . 520
LHC-0273 - Mechanical Equipment Upgrades (130 Albert St, Meaford) . . . 521
LHC-0274 - Unit Entry Doors (130 Albert St, Meaford) . . . 522
LHC-0275 - Bathroom Replacement (7th, 8th and 16th St, Owen Sound) . . . 523
LHC-0276 - Common Area Lighting and Exit Signage (650 4th St A East, Owen Sound) . . . 524
LHC-0277 - Elevator Replacement (225 14th St W, Owen Sound) . . . 525
LHC-0278 - Unit Entry Doors (305 14th St W, Owen Sound) . . . 526
LHC-0279 - Elevator Replacement (81 Bruce St, Thornbury) . . . 527
LHC-0280 - Balcony Railing Replacement (81 Bruce St, Thornbury) . . . 528
LHC-0281 - Exterior Door Replacement (50 McNab, Chatsworth) . . . 529
LHC-0282 - Unit Entry Doors (40 Artemesia St, Dundalk . . . 530
LHC-0283 - Door replacements (General) . . . 531
Long Term Care . . . 532
Long Term Care - Capital Summary . . . 533
Long Term Care Capital Project List - Total Expenditures . . . 535
Grey Gables . . . 540
Grey Gables Capital Summary . . . 541
Grey Gables Capital Projects List 2026 - 2035 Total Expenditures . . . 542
GGG-0001 - High-Low Beds/Mattresses . . . 544
GGG-0002 - Home Enhancements . . . 546
GGG-0003 - Information Technology . . . 548
GGG-0004 - Resident Lifts . . . 549
GGG-0005 - Copper Piping Replacement . . . 550
GGG-0006 - Dietary Equipment . . . 551
GGG-0007 - Furniture and Equipment Replacement . . . 552
GGG-0008 - Debenture Payment - Roof . . . 553
GGG-0009 - Heating and/or Cooling Systems . . . 554
GGG-0011 - Plumbing Fixture Replacement (Resident washrooms) . . . 555
GGG-0012 - Hot Water Heater Replacement . . . 556
GGG-0017 - Security System Upgrades . . . 557
GGG-0018 - Nurse Call Upgrades . . . 558
GGG-0019 - Parking Lots, Curbs and Guards . . . 559
GGG-0020 - Sidewalks/Walkways . . . 560
GGG-0021 - Window Replacement . . . 561

GGG-0022 - Floor Cleaning Machines - Replacement . . . 562
GGG-0023 - Elevator Upgrades . . . 563
GGG-0024 - Fencing - Memorial Garden . . . 565
GGG-0025 - Tub/Shower Room and Whirlpool Tubs . . . 566
GGG-0026 - Kitchenette redesign . . . 567
GGG-0027 - Water Softener Replacement . . . 568
GGG-0028 - Roof Insulation . . . 569
GGG-0029 - Electrical Distribution Panels . . . 570
GGG-0030 - Sanitary Piping . . . 571
GGG-0031 - Air Handling Unit HRU-1, HRU-2, HRU-3 . . . 572
GGG-0032 - Laundry Equipment . . . 573
GGG-0033 - Wet Sprinkler System . . . 574
GGG-0034 - Long Term Care Area Floor Replacement . . . 575
GGG-0035 - Fire Panels . . . 576
GGG-0036 - Main and Intermediate Electrical Distribution . . . 577
GGG-0037 - Transfer To Reserve (BCA) Capital Asset Repairs & Replacement . . . 578
GGG-0040 - Eavestrough . . . 579
Lee Manor . . . 580
:ee Manor Capital Summary . . . 581
Lee Manor Capital Projects List - 2026 - 2028 Total Expenditures . . . 582
LLL-0001 - High-Low Beds/Mattresses . . . 584
LLL-0002 - Home Enhancements . . . 585
LLL-0003 - Resident Lifts . . . 586
LLL-0004 - Information Technology . . . 587
LLL-0005 - Dietary Equipment . . . 588
LLL-0006 - Floor Replacement . . . 589
LLL-0008 - Whirlpool Tubs . . . 590
LLL-0009 - Camera Replacement . . . 591
LLL-0010 - Draperies/Blinds . . . 592
LLL-0011 - Floor Cleaning Equipment Replacement . . . 593
LLL-0012 - Resident Home Area Furniture . . . 594
LLL-0013 - Roofing System . . . 595
LLL-0014 - Hot Water Heat Exchanger and Filter Replacement . . . 596
LLL-0015 - Driveway and Sidewalk Repair/Additions . . . 597
LLL-0016 - Furniture- Resident Lounges and Dining Rooms . . . 598
LLL-0020 - Refurbishment of Resident Common Area and Staff Area on Main Floor . . . 599
LLL-0022 - Wander Guard Replacement . . . 600
LLL-0024 - Nurse Call System Replacement . . . 601
LLL-0025 - Exterior Windows . . . 602

LLL-0026 - Hot Water Recirculation System . . . 603
LLL-0027 - Storm Sump Pumps . . . 604
LLL-0028 - Fencing Repairs . . . 605
LLL-0029 - Replacement of Split Air Conditioning Systems . . . 606
LLL-0030 - Emergency Generator Re-furbishment . . . 607
LLL-0031 - Dryer . . . 608
LLL-0032 - Rubber treads and Linoleum Landings - Stairwells . . . 609
LLL-0033 - Tractor Replacement . . . 610
LLL-0034 - Hydronic Pumps and Variable Speed Drives . . . 611
LLL-0035 - Blanket/Towel Warmers . . . 612
LLL-0036 - Door Keypad Replacement . . . 613
LLL-0037 - Replacement of Fire Alarm System - Detectors and Warning Devices . . . 614
LLL-0038 - Transfer To Reserve (BCA) Capital Asset Repairs & Replacement . . . 615
LLL-0039 - Building Automation System . . . 616
LLL-0040 - Nursing Station Remodel . . . 617
LLL-0041 - Replacement of Air Makeup System . . . 618
LLL-0043 - Balustrades, Screens and Interior Railing - Pipe and Tube Railings . . . 619
LLL-0044 - Concrete Block Retaining Wall . . . 620
LLL-0045 - Electrical Distribution Panels . . . 621
LLL-0046 - Interior Windows . . . 622
LLL-0047 - Utility Shed Replacements . . . 623
LLL-0049 - Evacuation Equipment . . . 624
Rockwood Terrace . . . 625
Rockwood Terrace Capital Summary . . . 626
Rockwood Terrace - Capital Projects List 2026 - 2028 Total Expenditures . . . 627
RRR-0001 - High-Low Beds/Mattresses . . . 628
RRR-0002 - Information Technology . . . 629
RRR-0003 - Resident Lifts . . . 630
RRR-0004 - Home Enhancements . . . 631
RRR-0005 - Domestic Water Supply and Distribution . . . 632
RRR-0006 - Replacement of Plumbing Fixtures . . . 633
RRR-0007 - Vinyl Flooring Replacement . . . 634
RRR-0008 - Window Replacement . . . 635
RRR-0009 - Whirlpool Tubs . . . 636
RRR-0010 - Medical Equipment . . . 637
RRR-0011 - Kitchen Equipment . . . 638
RRR-0012 - Replacement of Fire Pumps (Carry Over) . . . 639
RRR-0013 - Balcony Upgrades (Carry Over) . . . 640
RRR-0014 - Dryer . . . 641

RRR-0015 - Elevators . . . 642
RRR-0016 - Electrical Systems . . . 643
RRR-0017 - Mechanical Systems . . . 644
RRR-0018 - Tractor/Snowblower . . . 645
RRR-0019 - Transfer To Reserve (BCA) Capital Asset Repairs & Replacement . . . 646
Long Term Care Redevlopment . . . 647
Long Term Care Redevelopment Capital Summary . . . 648
Long Tern Care Redevelopment Capital Projects List - 2026 - 2028 Total Expenditures . . . 650
LTC-0001 - Redevelopment Project . . . 651
Paramedic Services . . . 653
Paramedic Services Capital Summary . . . 654
Paramedic Services Capital Projects List - 2026 - 2028 . . . 656
AMB-0001 - Ambulance Replacement . . . 658
AMB-0002 - Debenture Payment Paramedic Service Base - Chatsworth . . . 659
AMB-0004 - Paramedic Services New Durham Base . . . 660
AMB-0005 - Power Stretchers . . . 661
AMB-0006 - Vehicle AVL/GPS . . . 662
AMB-0007 - Cardiac Monitors/Defibrillators . . . 663
AMB-0008 - Emergency Response Unit Replacement . . . 664
AMB-0009 - Mechanical Compression Device . . . 666
AMB-0010 - Tablet Computers/Ipads for Ambulances . . . 667
AMB-0011 - Tracked Stair Chairs . . . 668
AMB-0012 - Paramedic Services New Feversham Base . . . 669
AMB-0013 - Roof Replacement (Owen Sound Base) . . . 671
AMB-0014 - Paramedic Services New Ayton Base . . . 672
AMB-0015 - Parking Lot (Owen Sound Base) . . . 673
AMB-0016 - Carbon Monoxide Detectors (Craigleith Base) . . . 674
AMB-0017 - Paramedic Services New Thornbury Base . . . 675
AMB-0018 - Exterior Door Replacements (Owen Sound Base) . . . 676
AMB-0019 - Overhead Door Replacements (Owen Sound Base . . . 677
AMB-0020 - Paramedic Services New Cobble Base . . . 678
AMB-0021 - Metal Roof (Craigleith Base) . . . 679
AMB-0022 - Replace Furnace (Craigleith Base) . . . 680
AMB-0023 - Overhead doors (Craigleith Base) . . . 681
AMB-0024 - Window Replacements (Owen Sound Base) . . . 682
AMB-0025 - Roof Assemblies Replacements (Owen Sound Base) . . . 683
AMB-0026 - Transfer to Reserves (Vehicle and Equipment Replacement) . . . 684
AMB-0027 - Transfer to/from Reserve (BCA) EMS Station Capital Repairs . . . 685
AMB-0028 - Kitchenette Addition (Chatsworth Base) . . . 686

AMB-0029 - Paramedic Services New Dundalk Base . . . 687
Transportation Services . . . 688
Transportation Services Summary . . . 689
Transportation - Capital Project List 2026 - 2035 Total Expenditures . . . 696
Transportation - Capital Project List 2026 - 2035 Net Levy . . . 711
Major Road and Bridge Construction Capital Summary . . . 726
Major Road and Bridge Construction Capital Projects List . . . 728
CON-0006 - Grey Road 19 and Grey Road 21 Intersection Upgrades . . . 739
CON-0012 - Grey Road 30 Pulverize and Pave Rehabilitation: Lower Valley Road to Grey Road 13 (30006-30007) 741
CON-0015 - Transfer to Reserve - Structures/Culvert Rehabilitation Reserve . . . 743
CON-0016 - Structure 900-363 Euphrasia-St. Vincent Townline . . . 744
CON-0024 - Grey Road 19 Urban 4 Laning: Grey Road 21 to Grey Road 119 (19030) . . . 745
CON-0025 - Grey Road 19 and Crosswinds Boulevard Intersection Upgrades (Utility Relocations) . . . 746
CON-0028 - Structure 900-164 Glenelg Road 23 . . . 747
CON-0029 - Transfer to Reserve - Asset Management Plan . . . 748
CON-0031 - Grey Road 2 Pulverize and Pave: 24th SR to Grey Road 40 (2051) . . . 749
CON-0032 - Grey Road 2 Pulverize and Pave: Grey Road 40 to Hwy. 26 (2054) . . . 750
CON-0034 - Grey Road 9 Urban Rehab: Ida Street to Proton Street Dundalk (9048, 9051) . . . 751
CON-0035 - Grey Road 12 Reconstruction: Ford's Drive to Wellington Avenue (12012-12015) . . . 752
CON-0036 - Grey Road 17B Urbanization: Somers St. to Highway 21 (17B009-17B012) . . . 753
CON-0037 - Grey Road 18 Cream: Grey Road 5 to Grey Road 11 (18012-18014) . . . 755
CON-0038 - Structure 040-086 Grey Road 40 . . . 756
CON-0040 - Bridge 900-114; Chatsworth . . . 757
CON-0045 - Grey Road 10 Cream: Highway 21 to Hepworth (10090, 10093, 10095, 10096) . . . 758
CON-0047 - Grey Road 14 Pulverize and Pave: 800 m south of Southgate Road 14 to Cedarville west limits 760
CON-0051 - Bridge 004-207; West Grey . . . 761
CON-0053 - Grey Road 4 Cold-In-Place Rehabilitation: East Limit of Durham to Concession 2 (4054) . . . 762
CON-0054 - Grey Road 4 Cold-In-Place Rehabilitation: Concession 2 - Grey Road 23 (4057) . . . 763
CON-0055 - Grey Road 5 Pulverize & Pave: Grey Road 18 to 1.4 km East of Grey Road 18 (5015) . . . 765
CON-0056 - Grey Road 5 Pulverize & Pave: 1.4 km East of Grey Road 18 to 3.3 km East of Grey Road 18 (5018) 766
CON-0058 - Grey Road 12 Pulverize and Pave: 25 m East of Cambrai Road to Grey Road 30 (12029-12033) 767
CON-0059 - Grey Road 12 Overlay: Grey Road 112 to 7th Line (12063) . . . 768
CON-0063 - Culvert 004-903; Grey Highlands . . . 769
CON-0065 - Grey Road 4 CIREAM: Grey Road 2 (North Jct) to Grey Road 124 (4105-4108) . . . 770
CON-0069 - Grey Road 15 Pulverize & Pave Rehabilitation (15039) . . . 771
CON-0070 - Bridge 900-226: West Grey / Grey Highlands . . . 772

CON-0071 - Grey Road 1 Grind and Pave: East Linton Sideroad - Owen Sound (1051-1063) 773
CON-0072 - Grey Road 7 Pulverize and Pave: 4thSR to John Street (7021) 775
CON-0073 - Grey Road 7 Pulverize and Pave: John Street To Muir Street (7024) 776
CON-0077 - Grey Road 19 Grind and Pave: Jozo Weider Boulevard to Highway 26 (19034-19039) 777
CON-0078 - Grey Road 19 Intersection Improvements: Craigleith Road, Birches Blvd, Helen St and Snowbridge Way 778
CON-0080 - Grey Road 40 Pulverize and Pave: McNabb Street, Chatsworth from Highway 6 to Highway 10 (40027) 779
CON-0081 - Grey Road 40 Pulverize & Pave: Hwy. 10 to Gore Crescent (40030) 780
CON-0082 - Grey Road 40 Pulverize and Pave: Grey Road 13 to Grey Road 2 (40063-40064) 781
CON-0083 - Bridge 900-117; West Grey 782
CON-0084 - Grey Road 2 Pulverize and Pave: John Street to Grey Road 31 (2018-2021) 783
CON-0085 - Grey Road 3 Pulverize and Pave: Concession 16 to Grey Road 4 (3022-3026) 784
CON-0086 - Grey Road 5 Reconstruction: Mary Ave to Concession 7 (5009) 785
CON-0087 - Grey Road 5 Grind and Pave: Concession 7 to 0.4 km East of Concession 7 (5010) 786
CON-0089 - Grey Road 13 Pulverize and Pave: Sideroad 19 to Main Street, Heathcote (13036 - 13042) . 787
CON-0090 - Grey Road 28 Pulverize and Pave: Grey Road 4 to Concession 18 (28012-28018) 788
CON-0091 - Grey Road 28 Pulverize and Pave: Concession 18 to Grey Road 10 (28021 - 28024) 789
CON-0092 - Grey Road 30 Pulverize and Pave Rehabilitation: Grey Road 30 to 7th Line (30002) 790
CON-0093 - Grey Road 109 Pulverize and Pave Rehabilitation: Highway 6 to Southgate Road 12 (109006-109009) 791
CON-0094 - Grey Road 109 Reconstruction: Southgate Road 12 to 0.8 km north of Southgate Road 12 (109012) 792
CON-0095 - Bridge 900-598; Southgate 794
CON-0096 - Bridge 023-350; Concrete Single Span - Southgate 795
CON-0097 - Grey Road 3 Pulverize and Pave: 0.95 km South of Sideroad 5 to the South Limit of Keady (3051-3054) 796
CON-0098 - Grey Road 3 and Grey Road 16 Intersection Improvements - Keady (16006,16009,3057,3058) 797
CON-0101 - Grey Road 7 Microsurface: 2.8 km north of Grey Road 13 to Sideroad 22B (7006,7009) 798
CON-0102 - Grey Road 7 Microsurface: Grey Road 40 - 4 Sideroad (7015-7018) 799
CON-0104 - Grey Road 10 Cream: North Limit of Elmwood to Grey Road 25 (10051-10054) 800
CON-0105 - Grey Road 10 Grind and Pave: Grey Road 28 to 0.8 km South of South Limit of Elmwood (10042) 801
CON-0106 - Grey Road 10 and Grey Road 28 Intersection Improvements 802
CON-0107 - Grey Road 16 Microsurface: Grey Road 10 - Concession 5 Derby, excluding Keady (16003, 16012, 16015) 803
CON-0109 - Grey Road 40 Microsurface: 700m east of Veterans Way north to Grey Road 12 (40036-40051) 804
CON-0110 - Bridge 900-188; Steel Beam Pony Truss - West Grey between GR 28 and GR 3 805
CON-0122 - Structure 015-023 Grey Road 15 - Leith 806
CON-0123 - Minor Capital 807

CON-0124 - 10 Year Bridge Designs . . . 808
CON-0125 - Major Bridge and Culvert Repairs . . . 809
CON-0126 - Structure Detailed Investigations . . . 811
CON-0127 - Catch Basin Repair . . . 812
CON-0128 - Inspection and Quality Assurance for Capital Projects . . . 814
CON-0129 - In-House Engineering Costs for Capital Projects . . . 816
CON-0130 - External Engineering Costs . . . 818
CON-0131 - Land Acquisitions . . . 819
CON-0138 - Grey Road 40 Culvert Lining: (978, 979, 980, 981, 1002) . . . 820
CON-0139 - Grey Road 1 Slope Stabilization (1015-1016) . . . 821
CON-0141 - Grey Road 14 Pulverize and Pave: Southgate SRD 11 to Cedarville west limits (14006-14009) 822
CON-0142 - Grey Road 17 Microsurface: Highway 6 to Centre Road (17015-17021) . . . 823
CON-0144 - Grey Road 11 Microsurface: Highway 26 to 4431m south (11006, 11009,11012) . . . 824
CON-0145 - Grey Road 15 Pulverize & Pave Rehabilitation: 359393 Grey Road 15 to Tom Thompson Lane (15054-15057) . . . 825
CON-0146 - Grey Road 2 and Grey Road 40 Roundabout . . . 826
CON-0147 - Grey Road 3: Pulverize and Pave: Grey Road 9 to Grey Road 3 (3010) . . . 827
CON-0148 - Structure 013-068 Grey Road 13 Clarksburg . . . 828
CON-0149 - Grey Road 3 Overlay: Wellington Road 2 to Grey Road 9 (3006-3009) . . . 829
CON-0150 - Grey Road 5 Pulverize & Pave: 0.4 km West of Concession 11 to 0.6 km West of Grey Road 3 (5004) 830
CON-0151 - Grey Road 15 Pulverize & Pave Rehabilitation: North Limit of OS - 359393 Grey Road 15 (15042-15051) . . . 831
CON-0152 - Grey Road 18 Ciream: Grey Road 5 to Highway 6/10 (18009-18010) . . . 832
CON-0153 - Grey Road 2 Pulverize and Pave: Dufferin County Line to Grey Road 4 (2003-2009) . . . 833
CON-0154 - Grey Road 4 Reconstruction: West Limit of Ceylon to East Limit of Ceylon (4072) . . . 834
CON-0156 - Grey Road 15 Pulverize and Pave: 4.1 km North of Highway 26 to Highway 26 (15070-15073) 835
CON-0157 - Grey Road 17 Pulverize and Pave Rehabilitation: Grey Road 17A - Grey Road 170 (17005-17008) 836
CON-0161 - Grey Road 1 Pulverize and Pave: Scott Street to 503313 Grey Road 1 (1009-1021) . . . 837
CON-0163 - Grey Road 4 Pulverize and Pave: East Limit Ceylon to .6 km East of West Limit Flesherton (4075-4078) . . . 838
CON-0164 - Grey Road 5 Pulverize & Pave: 0.4 km East of Concession 7 to Grey Road 18 (5012 - 5014) 839
CON-0166 - Grey Road 15 Reconstruction: Tom Thompson Lane to 303049 Grey Road 15 (Part of 15060) 840
CON-0167 - Grey Road 16 and Concession 5 Derby / 6: Roundabout . . . 841
CON-0169 - Grey Road 19 and Grey Road 21 Intersection Upgrades (Utility Relocations) . . . 842
CON-0170 - Grey Road 19 and Grey Road 21 Intersection Upgrades (Booster Pumping Station) . . . 843

CON-0168 - Grey Road 17 Pulverize and Pave Rehabilitation: Grey Road 17B - Grey Road 17A (17002-17004) 845
CON-0171 - Grey Road 23 Overlay: Grey Road 9 to Grey Road 4 (23003-23009) 846
CON-0173 - Concession 12 Land Acquisition: Grey Road 10 To Grey Road 3 847
CON-0174 - Concession 12 Roadside Tree Clearing: Grey Road 10 To Grey Road 3 848
CON-0175 - Concession 12 Utility Relocations (Hydro, Gas, Bell): Grey Road 10 To Grey Road 3 849
CON-0176 - Concession 12 Full Reconstruction to County Standard: Grey Road 10 To Grey Road 3 850
CON-0177 - Concession 12 40mm Overlay: Grey Road 3 to Sideroad 25 851
CON-0178 - Concession 12 Land Acquisition: Grey Road 3 to Sideroad 25 852
CON-0182 - Concession 12 40mm Overlay: Sideroad 25 to Highway 6 853
CON-0183 - Concession 12 Land Acquisition: Sideroad 25 to Highway 6 854
CON-0184 - Concession 12 Three Structure Replacements: Sideroad 25 to Highway 6 855
CON-0185 - Concession 12 Roadside Tree Clearing: Sideroad 25 to Highway 6 856
CON-0186 - Concession 12 Utility Relocation (Hydro, Gas, Bell): Sideroad 25 to Highway 6 857
CON-0188 - Concession 11 50mm Overlay: Grey Road 14 to Highway 89 858
CON-0190 - Bentinck-Sullivan TL Land Acquisition: Grey Road 10 to Grey Road 3 859
CON-0191 - Bentinck-Sullivan TL Roadside Tree Cutting: Grey Road 10 to Grey Road 3 860
CON-0192 - Bentinck-Sullivan TL Full Reconstruction to County Standard: Grey Road 10 to Grey Road 3 861
CON-0193 - Bentinck-Sullivan TL Utility Relocation (Hydro, Gas, Bell): Grey Road 10 to Grey Road 3 . . . 862
CON-0194 - Concession 5/6 Line Painting and Localized Minor Rehab: Grey Road 18 to Grey Road 40 . 863
CON-0195 - Concession 5/6 50mm Overlay - Concession 6: Grey Road 16 to Grey Road 40 864
CON-0196 - Concession 5/6 - Concession 5 Asphalt Patching and Overlay: Grey Road 18 to Grey Road 16 865
CON-0198 - Grey Road 4 Pulverize and Pave: East of Flesherton to West of Maxwell (4093, 4096, 4098, 4099) 866
CON-0199 - Grey Road 4 Pulverize and Pave: West of Maxwell to 2.5km east of Grey Road 2 (4101, 4102) 867
CON-0201 - Grey Road 124 Ciream: Dufferin Boundary to Singhampton (124003-124015) 868
CON-0200 - Road Exchange Transfer Payments 869
CON-0202 - Grey Road 12 Rural Reconstruction: 503571 Grey Road 12 East 735 m 870
Facilities, Depots & Domes Capital Summary 871
Facilities, Depots & Domes Capital Projects List - 2026 - 2028 873
HOU-0003 - Patrol D - New Facility (Ceylon) 876
HOU-0005 - Patrol B - Kimberley Dome Contingency 877
HOU-0011 - Various Locations - Electric Vehicle Chargers 878
HOU-0013 - Patrol A Chatsworth - Bridge Crew Storage Building 879
HOU-0014 - Patrol A Chatsworth - Electrical Distribution, Domestic Water Supply and Septic System 880
HOU-0018 - Patrol A Chatsworth - Infra-Red Radiant Heaters 881
HOU-0020 - Patrol A Chatsworth - Parking Lot and Sidewalk 882

HOU-0021 - Patrol C Ayton - Parking Lot . . . 883
HOU-0022 - Patrol A Chatsworth - Depot Roofing System . . . 884
HOU-0023 - Patrol B Kimberley - Replace Asphalt Parking Lot . . . 885
HOU-0024 - Patrol C Ayton - Air Conditioning Unit . . . 886
HOU-0025 - Patrol C Ayton - Centralized Exhaust System . . . 887
HOU-0026 - Patrol C Ayton - Air Exchangers . . . 888
HOU-0027 - Patrol C Ayton - Domestic Water Treatment System . . . 889
HOU-0028 - Patrol C Ayton - Forced Air Gas Furnace . . . 890
HOU-0029 - Patrol C Ayton - Infra-Red Heaters . . . 891
HOU-0030 - Patrol B Clarksburg - Replace sand building . . . 892
HOU-0031 - Patrol A Chatsworth - Sanitary Waste Removal System . . . 893
HOU-0032 - Patrol A Chatsworth - Air Conditioning Unit . . . 894
HOU-0033 - Patrol A Chatsworth - Replace Flag Poles . . . 895
HOU-0034 - Patrol A Chatsworth - Replace Lockers . . . 896
HOU-0035 - Patrol A Chatsworth - Bridge Crew Building Replace Overhead Door . . . 897
HOU-0036 - Patrol A Chatsworth - Storage Shed Replace Overhead Door . . . 898
HOU-0038 - Patrol B Clarksburg - Replace Ceramic Tiles . . . 899
HOU-0039 - Patrol B Clarksburg - Repair Floor Drains . . . 900
HOU-0040 - Patrol B Clarksburg - Repair Furnace . . . 901
HOU-0041 - Patrol C Ayton - Replace Overhead Doors . . . 902
HOU-0042 - Patrol C Ayton - Replace Exterior Doors . . . 903
HOU-0043 - Patrol C Ayton - Replace Fuel Tanks . . . 904
HOU-0044 - Patrol C Ayton - Replace Plywood . . . 905
HOU-0045 - Patrol C Ayton - Replace Exit Signs and Emergency Lighting . . . 906
HOU-0046 - Patrol A Chatsworth - Caulking of Windows and Doors . . . 907
HOU-0047 - Patrol A Chatsworth - Replace Liquid Anti-Ice Storage Tanks . . . 908
HOU-0048 - Patrol B Meaford - Storage Shed Replace Overhead Door . . . 909
HOU-0049 - Patrol B Clarksburg - Paint Walls in Office Area . . . 910
HOU-0050 - Patrol B Clarksburg - Sanitary Waste Removal System . . . 911
HOU-0051 - Patrol C Ayton - Paint Walls in Office Area . . . 912
HOU-0052 - Patrol C Ayton - Replace Door Openers . . . 913
HOU-0054 - Patrol C Ayton - Replace Liquid Anti-Ice Storage Tanks . . . 914
HOU-0055 - Patrol C Ayton - Replace Oil Tanks . . . 915
HOU-0056 - Patrol B Clarksburg - Replace Lockers . . . 916
HOU-0057 - Patrol B Clarksburg - Replace Roof . . . 917
HOU-0058 - Patrol B Clarksburg - Replace Aluminum Soffit and Fascia . . . 918
HOU-0059 - Patrol B Clarksburg - Replace Aluminum Downspouts and Eavestroughs . . . 919
HOU-0060 - Capital Depot Repairs - Miscellaneous . . . 920
HOU-0061 - Transfer to Reserves - Climate Change Initiatives . . . 921

HOU-0062 - Transfer to Reserves - Dome/Depot Repairs and Replacement Reserves 922
HOU-0063 - Patrol A Chatsworth - Removal of Asbestos 923
HOU-0066 - Patrol B Kimberley - Winter Dome Decommissioning 924
HOU-0067 - Patrol D Dundalk Depot - Renovations 925
HOU-0068 - Patrol B Clarksburg Depot Renovations 926
HOU-0069 - Patrol B Clarksburg - Floor Drains 927
HOU-0070 - Patrol C Ayton - Replace Heat Recovery Ventilators 928
Machinery & Equipment Capital Summary 929
Machinery & Equipment Capital Projects List 930
MOP-0001 - Purchase of Tandem Trucks 931
MOP-0002 - Purchase of Half-Ton Trucks 932
MOP-0003 - Purchase of Payloaders 933
MOP-0005 - Purchase of Bridge Crew Utility Vehicles 934
MOP-0006 - Purchase of Trailers 935
MOP-0007 - Purchase of Tractor with Loader, Mower, Sweeper 936
MOP-0008 - Purchase of Brush Chipper 937
MOP-0009 - Purchase of Skid Steer 938
MOP-0011 - Purchase of Graders 939
MOP-0012 - Purchase of One-ton Trucks 940
MOP-0013 - Purchase of Three-Quarter-ton Truck 941
MOP-0014 - Purchase of Sign Shop Printer 942
MOP-0015 - Purchase of Loader Backhoes 943
MOP-0016 - Purchase of Sign Shop Plotter 944
MOP-0017 - Non-Licensed Equipment 945
MOP-0018 - Equipment Innovation and Accessories/Attachments 946
MOP-0019 - Auction Fees 947
MOP-0020 - Ontario Works Passenger Vans 948

Grey County 10 Year Capital Forecast 2026-2035

Grey County's 10-Year Capital Budget is a plan to help manage the maintenance and replacement of the County's assets. It serves as a roadmap, helping Grey County plan, prioritize and fund major projects, such as roads, buildings, fleet, equipment, studies, and much more. Planning capital expenses over a 10-year period helps to stabilize tax levies and align investments and spending with Grey County's strategic goals.

Capital budget planning is also a way to be transparent and accountable to the public. It helps us communicate when and why investments are planned.

From roads and buildings to fleet vehicles and office equipment, Grey County owns tens of thousands of capital assets. For the purpose of this Capital Budget cycle, we will be emphasizing projects and planned spending in the first three years of this budget.

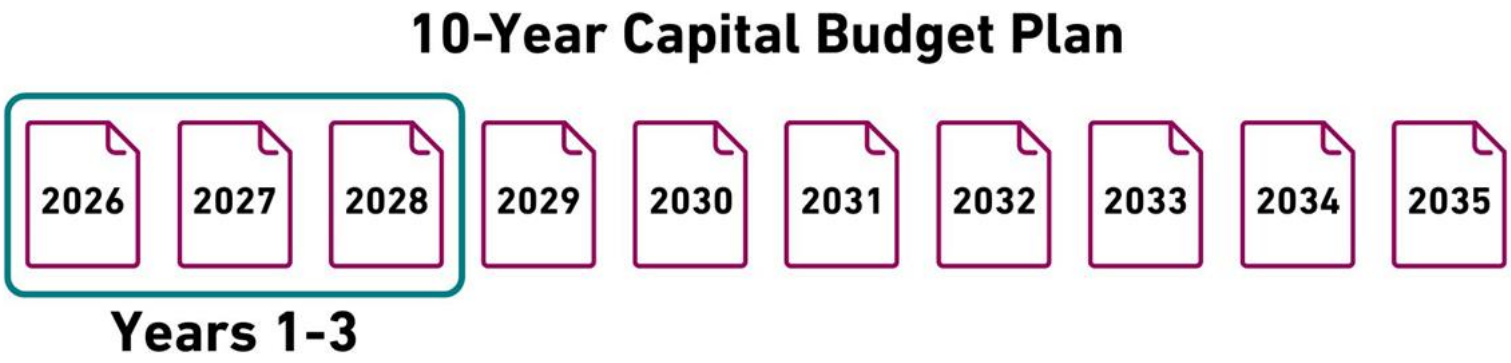

The Capital Budget Planning Process

Capital budgets are informed by a variety of factors:

- Corporate strategic priorities
- Asset life cycles
- Service and infrastructure needs
- Investment goals
- Risk management
- Available finances

Priorities reflect the service level and goals set by Grey County Council.

What's Included in the Capital Budget Package

This capital budget book will include a fulsome summary of Capital projects and expenses from 2026-2035. These expenses are bucketed into four functional areas of County operations: Corporate Services, Planning and Community Development, Human Services, and Transportation Services.

Corporate Services

- Office of the CAO
- Clerk's Office
- Climate Action
- Communications
- County Council
- Emergency Preparedness
- Human Resources
- Information Technology
- Legal
- Property
- Provincial Offences
- Other Administration

Planning and Community Development

- Business Enterprise Centre
- Community Transit
- Grey Roots Museum and Archives
- Forests & Trails
- Planning Services
- Sydenham Campus
- Tourism

Human Services

- Affordable Housing
- Early Learning & Childcare
- Emergency Housing
- Long-Term Care
- Non-Profit Housing
- Ontario Works
- Other Administration
- Paramedic Services

Transportation Services

- Facilities and Depots
- Fleet Vehicles
- Roads and Infrastructure

Corporate Summary 2026-2035 - Total Expenditures

	2026	2027	2028	2029	2030	2031	2032	2033	2034	2035	10 Year Total
Corporate Services	$2,690,700	$2,283,600	$1,588,500	$1,654,400	$1,488,200	$1,685,500	$844,400	$1,765,700	$896,700	$927,200	$15,824,900
Human Services	$62,796,500	$73,471,000	$14,003,500	$11,733,300	$12,762,800	$13,209,800	$14,642,800	$11,528,900	$13,788,300	$13,052,700	$240,989,600
Planning and Community Development	$1,531,200	$1,240,500	$904,400	$1,107,900	$1,020,300	$683,100	$876,100	$765,800	$862,600	$755,400	$9,747,300
Transportation Services	$47,673,800	$50,133,100	$42,903,200	$39,722,900	$44,002,000	$48,645,800	$43,556,000	$55,077,400	$56,912,100	$62,190,500	$490,816,800
Grand Total	**$114,692,200**	**$127,128,200**	**$59,399,600**	**$54,218,500**	**$59,273,300**	**$64,224,200**	**$59,919,300**	**$69,137,800**	**$72,459,700**	**$76,925,800**	**$757,378,600**

Corporate Summary 2026-2035 - Net Levy

	2026	2027	2028	2029	2030	2031	2032	2033	2034	2035	10 Year Total
Corporate Services	$1,093,200	$1,133,200	$1,152,800	$1,176,300	$1,194,600	$1,212,600	$529,000	$552,200	$579,900	$552,700	$9,176,500
Human Services	$5,702,700	$6,484,000	$7,225,400	$7,793,900	$8,089,200	$8,366,100	$8,556,500	$8,694,500	$8,805,700	$9,939,100	$79,657,100
Planning and Community Development	$376,400	$391,600	$409,800	$427,900	$461,900	$466,100	$485,600	$505,500	$525,300	$344,800	$4,394,900
Transportation Services	$13,732,900	$15,438,000	$17,226,300	$19,088,000	$21,025,500	$23,041,200	$25,137,700	$27,314,400	$29,577,100	$31,928,800	$223,509,900
Grand Total	**$20,905,200**	**$23,446,800**	**$26,014,300**	**$28,486,100**	**$30,771,200**	**$33,086,000**	**$34,708,800**	**$37,066,600**	**$39,488,000**	**$42,765,400**	**$316,738,400**

New Capital Projects - Total Expenditures

	2026	2027	2028	2029	2030	2031	2032	2033	2034	2035	10 Year Total
Corporate Services	**$250,000**	**$0**	**$0**	**$0**	**$18,000**	**$0**	**$68,000**	**$100,000**	**$0**	**$125,000**	**$561,000**
CAO-0003 - Waste Management	$250,000	$0	$0	$0	$0	$0	$0	$0	$0	$0	$250,000
PRO-0018 - Administration Building - Replace A/C in IT Server Room	$0	$0	$0	$0	$0	$0	$0	$25,000	$0	$0	$25,000
PRO-0019 - Administration Building - Repair Exterior Staircases	$0	$0	$0	$0	$0	$0	$0	$30,000	$0	$0	$30,000
PRO-0020 - Administration Building - Replace Domestic Water Heater and Softener	$0	$0	$0	$0	$0	$0	$0	$20,000	$0	$0	$20,000
PRO-0021 - Administration Building - Refurbish Kitchen Cabinetry	$0	$0	$0	$0	$0	$0	$0	$0	$0	$80,000	$80,000
PRO-0022 - Administration Building - Replace HVAC 6 with Heat Pump Hybrid	$0	$0	$0	$0	$0	$0	$0	$0	$0	$20,000	$20,000
PRO-0023 - Morrison Building - Replace Vinyl Siding	$0	$0	$0	$0	$18,000	$0	$0	$0	$0	$0	$18,000
PRO-0024 - Morrison Building - Replace Entry Doors	$0	$0	$0	$0	$0	$0	$0	$0	$0	$15,000	$15,000
PRO-0025 - Morrison Building - Roof Replacement	$0	$0	$0	$0	$0	$0	$58,000	$0	$0	$0	$58,000
PRO-0026 - Morrison Building - Refurbish Kitchen Cabinetry and Finishes	$0	$0	$0	$0	$0	$0	$10,000	$0	$0	$0	$10,000
PRO-0027 - Morrison Building - Elevator Lift Modernization	$0	$0	$0	$0	$0	$0	$0	$25,000	$0	$0	$25,000
PRO-0028 - Morrison Building - Replace Domestic Water	$0	$0	$0	$0	$0	$0	$0	$0	$0	$10,000	$10,000

	2026	2027	2028	2029	2030	2031	2032	2033	2034	2035	10 Year Total
Heater with Heat Pump											
Human Services	**$2,572,000**	**$175,400**	**$175,400**	**$175,400**	**$175,400**	**$175,400**	**$175,400**	**$175,400**	**$175,400**	**$475,400**	**$4,450,600**
AMB-0028 - Kitchenette Addition (Chatsworth Base)	$20,000	$0	$0	$0	$0	$0	$0	$0	$0	$0	$20,000
AMB-0029 - Paramedic Services New Dundalk Base	$2,472,000	$175,400	$175,400	$175,400	$175,400	$175,400	$175,400	$175,400	$175,400	$175,400	$4,050,600
LHC-0262 - Interior Hollow Metal Doors (208 Queen St, Durham)	$0	$0	$0	$0	$0	$0	$0	$0	$0	$12,000	$12,000
LHC-0263 - Water System Pressure Tanks (43 Hill St, Flesherton)	$0	$0	$0	$0	$0	$0	$0	$0	$0	$8,000	$8,000
LHC-0264 - Generator Replacement (43 Hill St, Flesherton)	$0	$0	$0	$0	$0	$0	$0	$0	$0	$75,000	$75,000
LHC-0271 - Concrete Pads and Walkways (157 Nelson St, Meaford)	$0	$0	$0	$0	$0	$0	$0	$0	$0	$30,000	$30,000
LHC-0273 - Mechanical Equipment Upgrades (130 Albert St, Meaford)	$0	$0	$0	$0	$0	$0	$0	$0	$0	$175,000	$175,000
LHC-0283 - Door replacements (General)	$50,000	$0	$0	$0	$0	$0	$0	$0	$0	$0	$50,000
LLL-0049 - Evacuation Equipment	$30,000	$0	$0	$0	$0	$0	$0	$0	$0	$0	$30,000
Planning and Community Development	**$130,000**	**$0**	**$0**	**$0**	**$0**	**$0**	**$0**	**$0**	**$0**	**$97,600**	**$227,600**
HER-0049 - Grey Roots - Replace BAS Hardware & Software	$0	$0	$0	$0	$0	$0	$0	$0	$0	$52,200	$52,200
HER-0050 - Grey Roots - Heritage Village - Moor & Muir Engine Works Building Overhead Doors	$0	$0	$0	$0	$0	$0	$0	$0	$0	$24,800	$24,800
HER-0051 - Grey Roots - Heritage	$0	$0	$0	$0	$0	$0	$0	$0	$0	$20,600	$20,600

	2026	2027	2028	2029	2030	2031	2032	2033	2034	2035	10 Year Total
Village - Moor & Muir Engine Works Building - Exterior Doors											
PLN-0010 - Planning - Site Preparation for Surplus Lands	$130,000	$0	$0	$0	$0	$0	$0	$0	$0	$0	$130,000
Transportation Services	**$2,280,300**	**$12,113,000**	**$8,140,200**	**$10,776,600**	**$4,727,100**	**$14,089,500**	**$4,496,100**	**$14,635,900**	**$6,021,500**	**$21,168,500**	**$98,448,700**
CON-0161 - Grey Road 1 Pulverize and Pave: Scott Street to 503313 Grey Road 1 (1009-1021)	$0	$0	$0	$0	$0	$0	$0	$0	$0	$6,091,100	$6,091,100
CON-0163 - Grey Road 4 Pulverize and Pave: East Limit Ceylon to .6 km East of West Limit Flesherton (4075-4078)	$0	$0	$1,068,300	$0	$0	$0	$0	$0	$0	$0	$1,068,300
CON-0164 - Grey Road 5 Pulverize & Pave: 0.4 km East of Concession 7 to Grey Road 18 (5012 - 5014)	$0	$0	$0	$0	$0	$0	$1,400,700	$0	$0	$0	$1,400,700
CON-0166 - Grey Road 15 Reconstruction: Tom Thompson Lane to 303049 Grey Road 15 (Part of 15060)	$0	$0	$861,800	$0	$0	$0	$0	$0	$0	$0	$861,800
CON-0167 - Grey Road 16 and Concession 5 Derby / 6: Roundabout	$0	$0	$0	$0	$0	$0	$0	$0	$0	$3,492,700	$3,492,700
CON-0168 - Grey Road 17 Pulverize and Pave Rehabilitation: Grey Road 17B - Grey Road 17A (17002-17004)	$0	$0	$0	$0	$0	$0	$0	$3,015,900	$0	$0	$3,015,900
CON-0171 - Grey Road 23 Overlay: Grey Road 9 to Grey Road 4 (23003-23009)	$0	$0	$0	$0	$0	$0	$0	$0	$2,808,400	$0	$2,808,400
CON-0173 - Concession 12 Land Acquisition: Grey	$0	$711,600	$0	$0	$0	$0	$0	$0	$0	$0	$711,600

	2026	2027	2028	2029	2030	2031	2032	2033	2034	2035	10 Year Total
Road 10 To Grey Road 3											
CON-0174 - Concession 12 Roadside Tree Clearing: Grey Road 10 To Grey Road 3	$0	$0	$583,700	$0	$0	$0	$0	$0	$0	$0	$583,700
CON-0175 - Concession 12 Utility Relocations (Hydro, Gas, Bell): Grey Road 10 To Grey Road 3	$0	$0	$1,697,900	$0	$0	$0	$0	$0	$0	$0	$1,697,900
CON-0176 - Concession 12 Full Reconstruction to County Standard: Grey Road 10 To Grey Road 3	$0	$0	$0	$0	$0	$9,465,100	$0	$0	$0	$0	$9,465,100
CON-0177 - Concession 12 40mm Overlay: Grey Road 3 to Sideroad 25	$0	$651,100	$0	$0	$0	$0	$0	$0	$0	$0	$651,100
CON-0178 - Concession 12 Land Acquisition: Grey Road 3 to Sideroad 25	$0	$0	$0	$0	$139,500	$0	$0	$0	$0	$0	$139,500
CON-0182 - Concession 12 40mm Overlay: Sideroad 25 to Highway 6	$0	$1,052,200	$0	$0	$0	$0	$0	$0	$0	$0	$1,052,200
CON-0183 - Concession 12 Land Acquisition: Sideroad 25 to Highway 6	$0	$697,100	$0	$0	$0	$0	$0	$0	$0	$0	$697,100
CON-0184 - Concession 12 Three Structure Replacements: Sideroad 25 to Highway 6	$0	$5,202,000	$0	$0	$0	$0	$0	$0	$0	$0	$5,202,000
CON-0185 - Concession 12 Roadside Tree Clearing: Sideroad 25 to Highway 6	$0	$0	$0	$174,100	$0	$0	$0	$0	$0	$0	$174,100
CON-0186 - Concession 12 Utility Relocation (Hydro, Gas, Bell): Sideroad 25 to Highway 6	$0	$0	$0	$0	$1,766,500	$0	$0	$0	$0	$0	$1,766,500

	2026	2027	2028	2029	2030	2031	2032	2033	2034	2035	10 Year Total
CON-0188 - Concession 11 50mm Overlay: Grey Road 14 to Highway 89	$0	$919,700	$0	$0	$0	$0	$0	$0	$0	$0	$919,700
CON-0190 - Bentinck-Sullivan TL Land Acquisition: Grey Road 10 to Grey Road 3	$0	$566,300	$0	$0	$0	$0	$0	$0	$0	$0	$566,300
CON-0191 - Bentinck-Sullivan TL Roadside Tree Cutting: Grey Road 10 to Grey Road 3	$0	$135,900	$0	$0	$0	$0	$0	$0	$0	$0	$135,900
CON-0192 - Bentinck-Sullivan TL Full Reconstruction to County Standard: Grey Road 10 to Grey Road 3	$0	$0	$0	$7,982,700	$0	$0	$0	$0	$0	$0	$7,982,700
CON-0193 - Bentinck-Sullivan TL Utility Relocation (Hydro, Gas, Bell): Grey Road 10 to Grey Road 3	$0	$26,000	$0	$0	$0	$0	$0	$0	$0	$0	$26,000
CON-0194 - Concession 5/6 Line Painting and Localized Minor Rehab: Grey Road 18 to Grey Road 40	$0	$41,600	$0	$0	$0	$0	$0	$0	$0	$0	$41,600
CON-0195 - Concession 5/6 50mm Overlay - Concession 6: Grey Road 16 to Grey Road 40	$0	$0	$1,501,900	$0	$0	$0	$0	$0	$0	$0	$1,501,900
CON-0196 - Concession 5/6 - Concession 5 Asphalt Patching and Overlay: Grey Road 18 to Grey Road 16	$0	$0	$0	$0	$0	$1,593,800	$0	$0	$0	$0	$1,593,800
CON-0198 - Grey Road 4 Pulverize and Pave: East of Flesherton to West of Maxwell (4093, 4096, 4098, 4099)	$0	$0	$0	$0	$0	$0	$0	$0	$0	$7,974,600	$7,974,600
CON-0199 - Grey Road 4 Pulverize and	$0	$0	$0	$0	$0	$0	$0	$1,764,300	$0	$0	$1,764,300

	2026	2027	2028	2029	2030	2031	2032	2033	2034	2035	10 Year Total
Pave: West of Maxwell to 2.5km east of Grey Road 2 (4101, 4102)											
CON-0200 - Road Exchange Transfer Payments	$1,240,900	$2,109,500	$2,426,600	$2,619,800	$2,821,100	$3,030,600	$3,095,400	$3,147,600	$3,186,200	$3,210,100	$26,887,800
CON-0201 - Grey Road 124 Cream: Dufferin Boundary to Singhampton (124003-124015)	$0	$0	$0	$0	$0	$0	$0	$6,708,100	$0	$0	$6,708,100
CON-0202 - Grey Road 12 Rural Reconstruction: 503571 Grey Road 12 East 735 m	$1,009,400	$0	$0	$0	$0	$0	$0	$0	$0	$0	$1,009,400
HOU-0067 - Patrol D Dundalk Depot - Renovations	$0	$0	$0	$0	$0	$0	$0	$0	$0	$200,000	$200,000
HOU-0068 - Patrol B Clarksburg Depot Renovations	$0	$0	$0	$0	$0	$0	$0	$0	$0	$200,000	$200,000
HOU-0069 - Patrol B Clarksburg - Floor Drains	$30,000	$0	$0	$0	$0	$0	$0	$0	$0	$0	$30,000
HOU-0070 - Patrol C Ayton - Replace Heat Recovery Ventilators	$0	$0	$0	$0	$0	$0	$0	$0	$26,900	$0	$26,900
Grand Total	**$5,232,300**	**$12,288,400**	**$8,315,600**	**$10,952,000**	**$4,920,500**	**$14,264,900**	**$4,739,500**	**$14,911,300**	**$6,196,900**	**$21,866,500**	**$103,687,900**

New Capital Projects - Net Levy

	2026	2027	2028	2029	2030	2031	2032	2033	2034	2035	10 Year Total
Corporate Services	**$0**	**$0**	**$0**	**$0**	**$0**	**$0**	**$0**	**$0**	**$0**	**$0**	**$0**
CAO-0003 - Waste Management	$0	$0	$0	$0	$0	$0	$0	$0	$0	$0	$0
PRO-0018 - Administration Building - Replace A/C in IT Server Room	$0	$0	$0	$0	$0	$0	$0	$0	$0	$0	$0
PRO-0019 - Administration Building - Repair Exterior Staircases	$0	$0	$0	$0	$0	$0	$0	$0	$0	$0	$0
PRO-0020 - Administration Building - Replace Domestic Water Heater and Softener	$0	$0	$0	$0	$0	$0	$0	$0	$0	$0	$0
PRO-0021 - Administration Building - Refurbish Kitchen Cabinetry	$0	$0	$0	$0	$0	$0	$0	$0	$0	$0	$0
PRO-0022 - Administration Building - Replace HVAC 6 with Heat Pump Hybrid	$0	$0	$0	$0	$0	$0	$0	$0	$0	$0	$0
PRO-0023 - Morrison Building - Replace Vinyl Siding	$0	$0	$0	$0	$0	$0	$0	$0	$0	$0	$0
PRO-0024 - Morrison Building - Replace Entry Doors	$0	$0	$0	$0	$0	$0	$0	$0	$0	$0	$0
PRO-0025 - Morrison Building - Roof Replacement	$0	$0	$0	$0	$0	$0	$0	$0	$0	$0	$0
PRO-0026 - Morrison Building - Refurbish Kitchen Cabinetry and Finishes	$0	$0	$0	$0	$0	$0	$0	$0	$0	$0	$0
PRO-0027 - Morrison Building - Elevator Lift Modernization	$0	$0	$0	$0	$0	$0	$0	$0	$0	$0	$0
PRO-0028 - Morrison Building - Replace Domestic Water Heater with Heat Pump	$0	$0	$0	$0	$0	$0	$0	$0	$0	$0	$0
Human Services	**$35,000**	**$175,400**	**$175,400**	**$175,400**	**$175,400**	**$175,400**	**$175,400**	**$175,400**	**$175,400**	**$475,400**	**$1,913,600**

	2026	2027	2028	2029	2030	2031	2032	2033	2034	2035	10 Year Total
AMB-0028 - Kitchenette Addition (Chatsworth Base)	$0	$0	$0	$0	$0	$0	$0	$0	$0	$0	$0
AMB-0029 - Paramedic Services New Dundalk Base	$0	$175,400	$175,400	$175,400	$175,400	$175,400	$175,400	$175,400	$175,400	$175,400	$1,578,600
LHC-0262 - Interior Hollow Metal Doors (208 Queen St, Durham)	$0	$0	$0	$0	$0	$0	$0	$0	$0	$12,000	$12,000
LHC-0263 - Water System Pressure Tanks (43 Hill St, Flesherton)	$0	$0	$0	$0	$0	$0	$0	$0	$0	$8,000	$8,000
LHC-0264 - Generator Replacement (43 Hill St, Flesherton)	$0	$0	$0	$0	$0	$0	$0	$0	$0	$75,000	$75,000
LHC-0271 - Concrete Pads and Walkways (157 Nelson St, Meaford)	$0	$0	$0	$0	$0	$0	$0	$0	$0	$30,000	$30,000
LHC-0273 - Mechanical Equipment Upgrades (130 Albert St, Meaford)	$0	$0	$0	$0	$0	$0	$0	$0	$0	$175,000	$175,000
LHC-0283 - Door replacements (General)	$35,000	$0	$0	$0	$0	$0	$0	$0	$0	$0	$35,000
LLL-0049 - Evacuation Equipment	$0	$0	$0	$0	$0	$0	$0	$0	$0	$0	$0
Planning and Community Development	**$0**	**$0**	**$0**	**$0**	**$0**	**$0**	**$0**	**$0**	**$0**	**$0**	**$0**
HER-0049 - Grey Roots - Replace BAS Hardware & Software	$0	$0	$0	$0	$0	$0	$0	$0	$0	$0	$0
HER-0050 - Grey Roots - Heritage Village - Moor & Muir Engine Works Building Overhead Doors	$0	$0	$0	$0	$0	$0	$0	$0	$0	$0	$0
HER-0051 - Grey Roots - Heritage Village - Moor & Muir Engine Works Building - Exterior Doors	$0	$0	$0	$0	$0	$0	$0	$0	$0	$0	$0
PLN-0010 - Planning - Site Preparation for Surplus Lands	$0	$0	$0	$0	$0	$0	$0	$0	$0	$0	$0
Transportation Services	**$1,240,900**	**$3,800,000**	**$2,800,900**	**$3,677,000**	**$2,871,600**	**$7,199,100**	**$4,496,100**	**$7,792,900**	**$3,186,200**	**$6,644,000**	**$43,708,700**
CON-0161 - Grey Road 1 Pulverize and Pave: Scott Street to 503313 Grey Road 1 (1009-1021)	$0	$0	$0	$0	$0	$0	$0	$0	$0	$0	$0
CON-0163 - Grey Road 4 Pulverize and Pave: East Limit Ceylon to .6 km	$0	$0	$212,500	$0	$0	$0	$0	$0	$0	$0	$212,500

	2026	2027	2028	2029	2030	2031	2032	2033	2034	2035	10 Year Total
East of West Limit Flesherton (4075-4078)											
CON-0164 - Grey Road 5 Pulverize & Pave: 0.4 km East of Concession 7 to Grey Road 18 (5012 - 5014)	$0	$0	$0	$0	$0	$0	$1,400,700	$0	$0	$0	$1,400,700
CON-0166 - Grey Road 15 Reconstruction: Tom Thompson Lane to 303049 Grey Road 15 (Part of 15060)	$0	$0	$161,800	$0	$0	$0	$0	$0	$0	$0	$161,800
CON-0167 - Grey Road 16 and Concession 5 Derby / 6: Roundabout	$0	$0	$0	$0	$0	$0	$0	$0	$0	$1,598,300	$1,598,300
CON-0168 - Grey Road 17 Pulverize and Pave Rehabilitation: Grey Road 17B - Grey Road 17A (17002-17004)	$0	$0	$0	$0	$0	$0	$0	$3,015,900	$0	$0	$3,015,900
CON-0171 - Grey Road 23 Overlay: Grey Road 9 to Grey Road 4 (23003-23009)	$0	$0	$0	$0	$0	$0	$0	$0	$0	$0	$0
CON-0173 - Concession 12 Land Acquisition: Grey Road 10 To Grey Road 3	$0	$0	$0	$0	$0	$0	$0	$0	$0	$0	$0
CON-0174 - Concession 12 Roadside Tree Clearing: Grey Road 10 To Grey Road 3	$0	$0	$0	$0	$0	$0	$0	$0	$0	$0	$0
CON-0175 - Concession 12 Utility Relocations (Hydro, Gas, Bell): Grey Road 10 To Grey Road 3	$0	$0	$0	$0	$0	$0	$0	$0	$0	$0	$0
CON-0176 - Concession 12 Full Reconstruction to County Standard: Grey Road 10 To Grey Road 3	$0	$0	$0	$0	$0	$3,838,600	$0	$0	$0	$0	$3,838,600
CON-0177 - Concession 12 40mm Overlay: Grey Road 3 to Sideroad 25	$0	$651,100	$0	$0	$0	$0	$0	$0	$0	$0	$651,100
CON-0178 - Concession 12 Land Acquisition: Grey Road 3 to Sideroad 25	$0	$0	$0	$0	$50,500	$0	$0	$0	$0	$0	$50,500
CON-0182 - Concession 12 40mm Overlay: Sideroad 25 to Highway 6	$0	$0	$0	$0	$0	$0	$0	$0	$0	$0	$0
CON-0183 - Concession 12 Land Acquisition:	$0	$121,700	$0	$0	$0	$0	$0	$0	$0	$0	$121,700

	2026	2027	2028	2029	2030	2031	2032	2033	2034	2035	10 Year Total
Sideroad 25 to Highway 6											
CON-0184 - Concession 12 Three Structure Replacements: Sideroad 25 to Highway 6	$0	$0	$0	$0	$0	$0	$0	$0	$0	$0	$0
CON-0185 - Concession 12 Roadside Tree Clearing: Sideroad 25 to Highway 6	$0	$0	$0	$104,500	$0	$0	$0	$0	$0	$0	$104,500
CON-0186 - Concession 12 Utility Relocation (Hydro, Gas, Bell): Sideroad 25 to Highway 6	$0	$0	$0	$0	$0	$0	$0	$0	$0	$0	$0
CON-0188 - Concession 11 50mm Overlay: Grey Road 14 to Highway 89	$0	$212,700	$0	$0	$0	$0	$0	$0	$0	$0	$212,700
CON-0190 - Bentinck-Sullivan TL Land Acquisition: Grey Road 10 to Grey Road 3	$0	$566,300	$0	$0	$0	$0	$0	$0	$0	$0	$566,300
CON-0191 - Bentinck-Sullivan TL Roadside Tree Cutting: Grey Road 10 to Grey Road 3	$0	$81,500	$0	$0	$0	$0	$0	$0	$0	$0	$81,500
CON-0192 - Bentinck-Sullivan TL Full Reconstruction to County Standard: Grey Road 10 to Grey Road 3	$0	$0	$0	$952,700	$0	$0	$0	$0	$0	$0	$952,700
CON-0193 - Bentinck-Sullivan TL Utility Relocation (Hydro, Gas, Bell): Grey Road 10 to Grey Road 3	$0	$15,600	$0	$0	$0	$0	$0	$0	$0	$0	$15,600
CON-0194 - Concession 5/6 Line Painting and Localized Minor Rehab: Grey Road 18 to Grey Road 40	$0	$41,600	$0	$0	$0	$0	$0	$0	$0	$0	$41,600
CON-0195 - Concession 5/6 50mm Overlay - Concession 6: Grey Road 16 to Grey Road 40	$0	$0	$0	$0	$0	$0	$0	$0	$0	$0	$0
CON-0196 - Concession 5/6 - Concession 5 Asphalt Patching and Overlay: Grey Road 18 to Grey Road 16	$0	$0	$0	$0	$0	$329,900	$0	$0	$0	$0	$329,900
CON-0198 - Grey Road 4 Pulverize and Pave: East of Flesherton to West of	$0	$0	$0	$0	$0	$0	$0	$0	$0	$1,835,600	$1,835,600

	2026	2027	2028	2029	2030	2031	2032	2033	2034	2035	10 Year Total
Maxwell (4093, 4096, 4098, 4099)											
CON-0199 - Grey Road 4 Pulverize and Pave: West of Maxwell to 2.5km east of Grey Road 2 (4101, 4102)	$0	$0	$0	$0	$0	$0	$0	$1,629,400	$0	$0	$1,629,400
CON-0200 - Road Exchange Transfer Payments	$1,240,900	$2,109,500	$2,426,600	$2,619,800	$2,821,100	$3,030,600	$3,095,400	$3,147,600	$3,186,200	$3,210,100	$26,887,800
CON-0201 - Grey Road 124 Ciream: Dufferin Boundary to Singhampton (124003-124015)	$0	$0	$0	$0	$0	$0	$0	$0	$0	$0	$0
CON-0202 - Grey Road 12 Rural Reconstruction: 503571 Grey Road 12 East 735 m	$0	$0	$0	$0	$0	$0	$0	$0	$0	$0	$0
HOU-0067 - Patrol D Dundalk Depot - Renovations	$0	$0	$0	$0	$0	$0	$0	$0	$0	$0	$0
HOU-0068 - Patrol B Clarksburg Depot Renovations	$0	$0	$0	$0	$0	$0	$0	$0	$0	$0	$0
HOU-0069 - Patrol B Clarksburg - Floor Drains	$0	$0	$0	$0	$0	$0	$0	$0	$0	$0	$0
HOU-0070 - Patrol C Ayton - Replace Heat Recovery Ventilators	$0	$0	$0	$0	$0	$0	$0	$0	$0	$0	$0
Grand Total	**$1,275,900**	**$3,975,400**	**$2,976,300**	**$3,852,400**	**$3,047,000**	**$7,374,500**	**$4,671,500**	**$7,968,300**	**$3,361,600**	**$7,119,400**	**$45,622,300**

Grey County
Colour It Your Way
Corporate Services

Corporate Services

Corporate Services is a combination of several administrative aspects of Grey County's municipal services. The Corporate Services function supports Grey County Council and all frontline and public facing services. This budget includes departments like the County Clerk, Information Technology, Human Resources, the Office of the CAO, Legal, Climate Action, Emergency Preparedness, and more.

Council Services

The Council Services budgets directly support Grey County Council. Grey County Council is comprised of the mayor and deputy mayor from each of the nine member municipalities. Council make decisions, set services levels and policies related to the services provided by Grey County.

Clerk

The Office of Clerk is responsible for maintaining public records, supporting meeting administration, providing advice and guidance on meeting procedures, and various other legal and administrative duties.

Communications

The communications department works with County Councils and all Grey County services to keep the public, partners, and other interest holders informed about programs, services, and decisions.

Human Resources

The Human Resources department is responsible for managing employee relations, recruitment, training and education, payroll, and compliance with labour laws. The department also helps foster positive workplace culture through employee engagement, professional development and health and wellness.

Finance

Grey County Finance manages the County's money and ensures it is spent wisely. The department creates yearly budgets and pays for county services. Grey County has an annual operating and capital budget of over $300 million.

Information Technology

The IT department supports all the digital aspects of Grey County operations including computer software, hardware and devices, network infrastructure, websites, and several applications that support County services. The department also leads cyber security to help protect private information and keep services operating.

Climate Change

The Climate Change function supports the goals of *Going Green in Grey*, the county's Climate Change Action Plan. This plan identifies targets and actions for reducing community and operational greenhouse gas emissions and reaching net-zero by 2050. This budget also supports building resiliency to the impacts of climate change.

County Property

The property budget includes spending to help maintain Grey County administrative facilities such as the main Administration Building in Owen Sound. This budget also includes debenture payments for previous construction.

2026-2028 Corporate Services Capital Highlights

Capital Projects - Total Expenditures 2026 - 2028

	2026	2027	2028	Total
Corporate Services - Administration	**$1,512,900**	**$1,277,300**	**$653,000**	**$3,443,200**
CAO-0001 - Building Condition Assessments and Reserve Fund Studies Update	$127,000	$0	$0	$127,000
CAO-0002 - Update of Corporate Strategic Plan	$0	$75,000	$0	$75,000
CAO-0003 - Waste Management	$250,000	$0	$0	$250,000
CLK-0001 - Funding to Replace Electronic Records Management System (EDRMS)	$20,000	$20,000	$20,000	$60,000
COM-0001 - Audio Visual Upgrades to Council Chambers	$107,400	$8,700	$8,900	$125,000
COM-0002 - Update Corporate Communications Strategy	$5,000	$30,000	$6,000	$41,000
FIN-0002 - Updating Financial Software	$75,000	$455,000	$160,000	$690,000
HR-0001 - Corporate Scheduling Software Replacement	$90,000	$40,000	$40,000	$170,000
HR-0002 - Human Resources Software Replacement	$16,600	$16,600	$16,600	$49,800
HR-0003 - Noise Survey	$15,000	$15,000	$15,000	$45,000
HR-0005 - Employee Engagement Survey	$8,000	$9,000	$48,000	$65,000
HR-0007 - Job Evaluation and Market Salary Review - Non-Union	$75,000	$26,000	$26,000	$127,000
HR-0008 - Job Hazard and Demands Analysis	$15,000	$210,000	$20,000	$245,000
HR-0009 - Safety Data Sheet (SDS) Database	$1,500	$1,500	$1,500	$4,500
HR-0010 - Workplace Violence and Risk Assessment	$8,000	$8,000	$48,000	$64,000
IT-0001 - Router / Firewall Lifecycle Management	$2,100	$46,600	$47,500	$96,200
IT-0002 - Tower Maintenance and Replacement (Ceylon and Woodford)	$57,700	$27,900	$28,600	$114,200
IT-0003 - UPS (battery backup and power conditioning) hardware	$0	$41,000	$0	$41,000
IT-0004 - Telephone System Upgrades	$5,000	$5,000	$5,000	$15,000
IT-0006 - Long Term Care Hardware Lifecycle Management	$15,000	$0	$0	$15,000

	2026	2027	2028	Total
IT-0007 - Replacement of Photocopiers	$55,100	$71,500	$30,400	$157,000
IT-0008 - Switches - Lifecycle Management	$360,000	$0	$0	$360,000
IT-0009 - Wireless Access Points - Life Cycle Replacement	$168,200	$35,000	$35,000	$238,200
IT-0011 - IT Security Audits	$15,000	$69,200	$15,000	$99,200
IT-0012 - Corporate Web Site	$9,500	$54,500	$9,700	$73,700
IT-0013 - IT Strategic Plan Update	$10,000	$10,000	$70,000	$90,000
IT-0014 - Air Conditioning - Long Term Care	$1,800	$1,800	$1,800	$5,400
Corporate Services - Climate Change	**$368,800**	**$181,600**	**$94,100**	**$644,500**
CC-0001 - Green Development Standards	$159,400	$62,500	$0	$221,900
CC-0002 - Climate Change Adaptation Plan	$39,800	$0	$0	$39,800
CC-0003 - Corporate Climate Action	$49,700	$0	$0	$49,700
CC-0007 - Support for Sustainable Agriculture	$28,000	$33,000	$38,000	$99,000
CC-0009 - Climate Change Action Plan	$44,000	$86,100	$56,100	$186,200
CC-0010 - Climate Opportunities Fund	$47,900	$0	$0	$47,900
Corporate Services - Property - Administration Building	**$765,300**	**$799,100**	**$799,200**	**$2,363,600**
PRO-0001 - Administration Building - Debenture Payment	$706,500	$706,500	$706,500	$2,119,500
PRO-0009 - Administration Building - Existing Public Washroom Upgrades - Lower Level	$0	$25,000	$0	$25,000
PRO-0010 - Administration Building - Camera System Upgrades	$0	$0	$15,000	$15,000
PRO-0015 - Administration Building - Capital Improvements	$58,800	$67,600	$77,700	$204,100
Corporate Services - Property - Morrison Building	**$43,700**	**$25,600**	**$42,200**	**$111,500**
Grand Total	**$2,690,700**	**$2,283,600**	**$1,588,500**	**$6,562,800**

Corporate Services Summary - Total Expenditures
10 Year Capital Forecast 2026-2035

	2026	2027	2028	2029	2030	2031	2032	2033	2034	2035	10 Year Total
Corporate Services - Administration	$1,512,900	$1,277,300	$653,000	$613,300	$534,300	$728,800	$534,000	$1,355,900	$606,800	$546,500	$8,362,800
Corporate Services - Climate Change	$368,800	$181,600	$94,100	$100,100	$102,200	$132,300	$106,500	$108,500	$110,200	$49,000	$1,353,300
Corporate Services - Property - Administration Building	$765,300	$799,100	$799,200	$941,000	$833,700	$824,400	$135,900	$276,300	$179,700	$306,700	$5,861,300
Corporate Services - Property - Morrison Building	$43,700	$25,600	$42,200	$0	$18,000	$0	$68,000	$25,000	$0	$25,000	$247,500
Grand Total	**$2,690,700**	**$2,283,600**	**$1,588,500**	**$1,654,400**	**$1,488,200**	**$1,685,500**	**$844,400**	**$1,765,700**	**$896,700**	**$927,200**	**$15,824,900**

Corporate Services Summary - Net Levy
10 Year Capital Forecast 2026-2035

	2026	2027	2028	2029	2030	2031	2032	2033	2034	2035	10 Year Total
Corporate Services - Administration	$255,900	$271,100	$274,500	$280,300	$283,100	$283,900	$286,600	$287,400	$290,000	$297,000	$2,809,800
Corporate Services - Climate Change	$72,000	$88,000	$94,100	$100,100	$102,200	$104,300	$106,500	$108,500	$110,200	$49,000	$934,900
Corporate Services - Property - Administration Building	$765,300	$774,100	$784,200	$795,900	$809,300	$824,400	$135,900	$156,300	$179,700	$206,700	$5,431,800
Corporate Services - Property - Morrison Building	$0	$0	$0	$0	$0	$0	$0	$0	$0	$0	$0
Grand Total	**$1,093,200**	**$1,133,200**	**$1,152,800**	**$1,176,300**	**$1,194,600**	**$1,212,600**	**$529,000**	**$552,200**	**$579,900**	**$552,700**	**$9,176,500**

Administration

The Administration grouping of this capital budget book includes projects from the Council Services, Clerk, Communications, Human Resources, Finance, and Information Technology and other administrative service areas.

Administration Highlights

The Grey County AV system is to be upgraded in 2026.

IT Switches lifesycle management

$250,000 towards a regional waste management study.

Replacement of corporate printers and scanners.

Administration Capital Summary
2026 Budget

Revenues

	2025 Budget	2025 Year End Projection	2026 Budget	2026 vs 2025 Budget	2027 Projection	2027 vs 2026 Budget
49400 - Transfer From Reserve	($306,900)	($343,700)	($968,000)	($661,100)	($523,300)	$444,700
49405 - From Reserve - One Time Fundin	$0	$0	($266,300)	($266,300)	($455,000)	($188,700)
54060 - Miscellaneous Receipts	($234,500)	($25,000)	($22,700)	$211,800	($27,900)	($5,200)
Grand Total	**($541,400)**	**($368,700)**	**($1,257,000)**	**($715,600)**	**($1,006,200)**	**$250,800**

Other Expenses

	2025 Budget	2025 Year End Projection	2026 Budget	2026 vs 2025 Budget	2027 Projection	2027 vs 2026 Budget
63026 - Computer Software	$0	$0	$75,000	$75,000	$130,000	$55,000
63028 - Network Computer Hardware	$41,000	$93,800	$377,100	$336,100	$46,600	($330,500)
63040 - Equip/Furniture Maintenance	$0	$0	$0	$0	$0	$0
63042 - Equip/Furniture Purchases	$102,300	$63,400	$171,300	$69,000	$87,500	($83,800)
63051 - Telephone	$0	$0	$0	$0	$0	$0
64012 - Professional & Consulting Fees	$0	$0	$0	$0	$325,000	$325,000
64020 - Computer Support/Maintenance	$56,600	$56,600	$50,000	($6,600)	$0	($50,000)
64102 - Professional & Consulting Fees	$57,000	$57,000	$427,000	$370,000	$389,200	($37,800)
64403 - Bldg Contracted Services	$0	$0	$98,900	$98,900	$0	($98,900)
64500 - Buildings/Renovations	$50,000	$50,000	$35,000	($15,000)	$0	($35,000)
69100 - Transfer to Reserves	$340,200	$285,200	$255,900	($84,300)	$271,100	$15,200
69106 - Transfer to Reserve Asset Mgmt	$147,500	$26,500	$22,700	($124,800)	$27,900	$5,200
Grand Total	**$794,600**	**$632,500**	**$1,512,900**	**$718,300**	**$1,277,300**	**($235,600)**

Net Levy

	2025 Budget	2025 Year End Projection	2026 Budget	2026 vs 2025 Budget	2027 Projection	2027 vs 2026 Budget
Administration Summary	$253,200	$263,800	$255,900	$2,700	$271,100	$15,200

Administration Capital Projects - 2026 - 2035 Total Expenditures

	2026	2027	2028	2029	2030	2031	2032	2033	2034	2035	10 Year Total
Corporate Services - Administration	**$1,512,900**	**$1,277,300**	**$653,000**	**$613,300**	**$534,300**	**$728,800**	**$534,000**	**$1,355,900**	**$606,800**	**$546,500**	**$8,362,800**
CAO-0001 - Building Condition Assessments and Reserve Fund Studies Update	$127,000	$0	$0	$0	$140,200	$0	$0	$0	$0	$0	$267,200
CAO-0002 - Update of Corporate Strategic Plan	$0	$75,000	$0	$0	$0	$80,000	$0	$0	$0	$0	$155,000
CAO-0003 - Waste Management	$250,000	$0	$0	$0	$0	$0	$0	$0	$0	$0	$250,000
CLK-0001 - Funding to Replace Electronic Records Management System (EDRMS)	$20,000	$20,000	$20,000	$20,000	$20,000	$20,000	$20,000	$145,000	$20,000	$20,000	$325,000
COM-0001 - Audio Visual Upgrades to Council Chambers	$107,400	$8,700	$8,900	$9,100	$9,300	$9,500	$63,700	$9,900	$29,600	$11,000	$267,100
COM-0002 - Update Corporate Communications Strategy	$5,000	$30,000	$6,000	$6,000	$6,000	$6,000	$36,000	$6,000	$6,000	$6,000	$113,000
FIN-0002 - Updating Financial Software	$75,000	$455,000	$160,000	$0	$0	$0	$0	$0	$0	$0	$690,000
HR-0001 - Corporate Scheduling Software Replacement	$90,000	$40,000	$40,000	$40,000	$40,000	$40,000	$40,000	$40,000	$40,000	$40,000	$450,000
HR-0002 - Human Resources Software Replacement	$16,600	$16,600	$16,600	$16,600	$16,600	$16,600	$16,600	$16,600	$16,600	$91,600	$241,000
HR-0003 - Noise Survey	$15,000	$15,000	$15,000	$90,000	$15,000	$15,000	$15,000	$15,000	$15,000	$15,000	$225,000
HR-0005 - Employee Engagement Survey	$8,000	$9,000	$48,000	$10,500	$11,000	$11,500	$52,000	$12,500	$13,000	$13,000	$188,500
HR-0007 - Job Evaluation and Market Salary Review - Non-Union	$75,000	$26,000	$26,000	$26,000	$26,000	$156,000	$26,000	$26,000	$26,000	$26,000	$439,000
HR-0008 - Job Hazard and Demands Analysis	$15,000	$210,000	$20,000	$20,000	$20,000	$20,000	$20,000	$20,000	$20,000	$20,000	$385,000
HR-0009 - Safety Data Sheet (SDS) Database	$1,500	$1,500	$1,500	$1,500	$1,500	$1,500	$1,500	$1,500	$1,500	$1,500	$15,000
HR-0010 - Workplace Violence and Risk Assessment	$8,000	$8,000	$48,000	$8,000	$8,000	$8,000	$8,000	$48,000	$8,000	$8,000	$160,000
IT-0001 - Router / Firewall Lifecycle Management	$2,100	$46,600	$47,500	$220,000	$2,100	$2,100	$50,300	$51,200	$230,400	$2,100	$654,400
IT-0002 - Tower Maintenance and Replacement (Ceylon and Woodford)	$57,700	$27,900	$28,600	$29,400	$30,200	$76,000	$31,800	$32,600	$33,500	$34,600	$382,300
IT-0003 - UPS (battery backup and power conditioning) hardware	$0	$41,000	$0	$0	$0	$0	$7,000	$24,100	$0	$42,100	$114,200
IT-0004 - Telephone System Upgrades	$5,000	$5,000	$5,000	$5,000	$5,000	$5,000	$5,000	$45,000	$5,000	$5,000	$90,000

	2026	2027	2028	2029	2030	2031	2032	2033	2034	2035	10 Year Total
IT-0006 - Long Term Care Hardware Lifecycle Management	$15,000	$0	$0	$0	$0	$0	$0	$0	$0	$0	$15,000
IT-0007 - Replacement of Photocopiers	$55,100	$71,500	$30,400	$34,600	$106,700	$66,400	$58,300	$30,000	$65,300	$70,000	$588,300
IT-0008 - Switches - Lifecycle Management	$360,000	$0	$0	$0	$0	$0	$0	$443,000	$0	$0	$803,000
IT-0009 - Wireless Access Points - Life Cycle Replacement	$168,200	$35,000	$35,000	$40,000	$40,000	$40,000	$40,000	$277,600	$40,000	$40,000	$755,800
IT-0011 - IT Security Audits	$15,000	$69,200	$15,000	$15,000	$15,000	$73,700	$15,000	$15,000	$15,000	$78,700	$326,600
IT-0012 - Corporate Web Site	$9,500	$54,500	$9,700	$9,800	$9,900	$59,700	$10,000	$10,100	$10,100	$10,100	$193,400
IT-0013 - IT Strategic Plan Update	$10,000	$10,000	$70,000	$10,000	$10,000	$10,000	$10,000	$85,000	$10,000	$10,000	$235,000
IT-0014 - Air Conditioning - Long Term Care	$1,800	$1,800	$1,800	$1,800	$1,800	$11,800	$7,800	$1,800	$1,800	$1,800	$34,000
Grand Total	**$1,512,900**	**$1,277,300**	**$653,000**	**$613,300**	**$534,300**	**$728,800**	**$534,000**	**$1,355,900**	**$606,800**	**$546,500**	**$8,362,800**

CAO-0001 - Building Condition Assessments and Reserve Fund Studies Update

Project Status: Recurring

Project Type: Corporate Services - Administration

Region: Grey County

Asset Category: Non Tangible Capital Asset

Description

Grey County owns approximately 311 buildings that vary in size from storage sheds to a high rise building with an equally wide range of purposes. The 2021 Asset Management Plan showed that based upon 2021 costing data, buildings had an estimated replacement value of over $312 million dollars. This was determined using Building Condition Assessment data that represents the first iteration of a BCA where all buildings are assessed in the same year. Garland Canada also is utilized for roof assessments in order to support asset owning departments and ensure that annual maintenance is considered as a means to ensure useful lifespans are achieved and if possible, extended. The portion of the Building Condition Assessment update relating to Housing and Non Profit Housing is shown in the Housing budget as the corporate portion is funded from the Canada Community Building Fund (the Housing portion is not a CCBF eligible project).

Justification

Building condition assessments are a critical tool in understanding condition and future maintenance requirements of building assets owned or operated by Grey County. The information is essential for future asset management planning, 10-year capital plans, annual budgets, and all strategic decision-making regarding County buildings. If an update to these building condition assessments is not undertaken, proper budget planning may not occur. As a result, capital and operating improvements may be required that were not anticipated and may result in budget impacts.

10 Year Capital Forecast

	2026	2027	2028	2029	2030	2031	2032	2033	2034	2035	10 Year Total
49400 - Transfer From Reserve	($127,000)	$0	$0	$0	($140,200)	$0	$0	$0	$0	$0	($267,200)
64102 - Professional & Consulting Fees	$127,000	$0	$0	$0	$140,200	$0	$0	$0	$0	$0	$267,200
Grand Total	**$0**	**$0**	**$0**	**$0**	**$0**	**$0**	**$0**	**$0**	**$0**	**$0**	**$0**

10 Year Operating Impacts - None

CAO-0002 - Update of Corporate Strategic Plan

Project Status: Recurring

Project Type: Corporate Services - Administration

Region: Grey County

Asset Category: Non Tangible Capital Asset

Description

Developing a new corporate strategic plan for Grey County will involve internal and external stakeholder engagement, data collection and analysis and executing a communications plan for educating and promoting the work. The funds will be used to undertake the required activities using a combination of internal and external consulting resources.

Justification

The Corporate Strategic Plan serves as the guiding document to ensure that resources (both financial and human) remain aligned with council's priorities. It provides a foundation for budgets and operating plans. The Strategic Plan was updated in 2023. It is anticipated that Council will want to undertake a refresh of the strategic plan that includes internal and external consultation in 2027. The new plan will need to account for Council's declaration of a climate emergency in 2022 as well as the summary of the substantial body of strategic and taskforce work completed in 2023-2026.

10 Year Capital Forecast

	2026	2027	2028	2029	2030	2031	2032	2033	2034	2035	10 Year Total
49400 - Transfer From Reserve	$0	($75,000)	$0	$0	$0	($80,000)	$0	$0	$0	$0	($155,000)
64102 - Professional & Consulting Fees	$0	$75,000	$0	$0	$0	$80,000	$0	$0	$0	$0	$155,000
Grand Total	**$0**	**$0**	**$0**	**$0**	**$0**	**$0**	**$0**	**$0**	**$0**	**$0**	**$0**

10 Year Operating Impacts

	2026	2027	2028	2029	2030	2031	2032	2033	2034	2035	10 Year Total
69100 - Transfer to Reserves	$50,000	$50,000	$50,000	$50,000	$50,000	$50,000	$50,000	$50,000	$50,000	$50,000	$500,000
Grand Total	**$50,000**	**$50,000**	**$50,000**	**$50,000**	**$50,000**	**$50,000**	**$50,000**	**$50,000**	**$50,000**	**$50,000**	**$500,000**

CAO-0003 - Waste Management

Project Status: New

Project Type: Corporate Services - Administration

Region:

Asset Category: Non Tangible Capital Asset

Description

A Regional Waste Management plan, supported by a consultant who would work through all services provided at all tier levels, for the County to determine what the current state is and what our current capacities are. The plan would also help to determine potential opportunities, looking at the pros and cons and a cost-and-benefit analysis, and it will determine costing numbers.

Justification

Niall Lobley, Deputy CAO, shared in the report CAOR-JMS-27-25 that staff believe bringing in a third party consultant would be best to help determine what else the County could do in terms of next steps to assist with addressing the future issue around waste management. He noted that Bruce County started a similar process back in 2021 and Grey County has plans to meet with Bruce County staff to discuss key takeaways from the process.

10 Year Capital Forecast

	2026	2027	2028	2029	2030	2031	2032	2033	2034	2035	10 Year Total
49400 - Transfer From Reserve	($58,700)	$0	$0	$0	$0	$0	$0	$0	$0	$0	($58,700)
49405 - From Reserve - One Time Fundin	($191,300)	$0	$0	$0	$0	$0	$0	$0	$0	$0	($191,300)
64102 - Professional & Consulting Fees	$250,000	$0	$0	$0	$0	$0	$0	$0	$0	$0	$250,000
Grand Total	**$0**	**$0**	**$0**	**$0**	**$0**	**$0**	**$0**	**$0**	**$0**	**$0**	**$0**

10 Year Operating Impacts - None

CLK-0001 - Funding to Replace Electronic Records Management System (EDRMS)

Project Status: Recurring

Project Type: Corporate Services - Administration

Region: Grey County

Asset Category: Non Tangible Capital Asset

Description

Agenda Management Software was implemented in 2023 with the transition to SharePoint. An annual transfer to reserve will continue for the eventual replacement or upgrade of SharePoint, planned for 2023. This project is funded by Clerks Capital budget, and implemented by the IT Department.

Justification

A well functioning EDRMS system will help ensure the County meets its requirements for records retention and MFIPPA. A full EDRMS system will also continue to promote collaboration between departments to provide effective and efficient services.

Technology changes rapidly and the annual transfer to reserve allows the County to set funds aside for the eventual upgrade or replacement of SharePoint.

10 Year Capital Forecast

	2026	2027	2028	2029	2030	2031	2032	2033	2034	2035	10 Year Total
49400 - Transfer From Reserve	$0	$0	$0	$0	$0	$0	$0	($125,000)	$0	$0	($125,000)
64102 - Professional & Consulting Fees	$0	$0	$0	$0	$0	$0	$0	$125,000	$0	$0	$125,000
69100 - Transfer to Reserves	$20,000	$20,000	$20,000	$20,000	$20,000	$20,000	$20,000	$20,000	$20,000	$20,000	$200,000
Grand Total	**$20,000**	**$20,000**	**$20,000**	**$20,000**	**$20,000**	**$20,000**	**$20,000**	**$20,000**	**$20,000**	**$20,000**	**$200,000**

10 Year Operating Impacts - None

COM-0001 - Audio Visual Upgrades to Council Chambers

Project Status: Recurring

Project Type: Corporate Services - Administration

Region: Owen Sound

Asset Category: Machinery & Equipment

Description

The Grey County Council Chamber is currently equipped to provide live streaming and virtual participation during meetings. The system was installed in 2019 and includes six programable cameras, 35 stationary microphones, two portable microphones, in-room assisted listening devices, 4 large screens, and 12 desktop screens. The cameras/recording is managed through an in-room control hub and customized software to support the programing of camera angles, control of cameras, and on-screen text and graphic overlays.

Justification

In 2023, the company that installed the Council Chamber AV System and provided ongoing maintenance ceased operations. Since this time, Communications and IT staff have been managing the system with moderate success, often trouble shooting problems in advance of meetings. The system as installed did not come with adequate supporting documentation, equipment list, or life cycle information. Equipment is becoming dated and regular issues and outages are occurring which are impacting the quality of meeting experience and recordings. Transfers to this reserve will support procurement for a major replacement of several components of the system, improving stability of the system and opening the door to contract ongoing maintenance support. Currently, no support is available locally or near the region.

10 Year Capital Forecast

	2026	2027	2028	2029	2030	2031	2032	2033	2034	2035	10 Year Total
49400 - Transfer From Reserve	($98,900)	$0	$0	$0	$0	$0	($54,000)	$0	($19,600)	$0	($172,500)
64403 - Bldg Contracted Services	$98,900	$0	$0	$0	$0	$0	$54,000	$0	$19,600	$0	$172,500
69100 - Transfer to Reserves	$8,500	$8,700	$8,900	$9,100	$9,300	$9,500	$9,700	$9,900	$10,000	$11,000	$94,600
Grand Total	**$8,500**	**$8,700**	**$8,900**	**$9,100**	**$9,300**	**$9,500**	**$9,700**	**$9,900**	**$10,000**	**$11,000**	**$94,600**

10 Year Operating Impacts - None

COM-0002 - Update Corporate Communications Strategy

Project Status: Recurring

Project Type: Corporate Services - Administration

Region: Grey County

Asset Category: Non Tangible Capital Asset

Description

The corporate communications strategy is a guiding document for the communications department. This strategy outlines goals for improving communication with the public, staff, and other audiences.

Justification

Best practice suggests a significant refresh to the corporate communications strategy every few years. Without a refresh, there may be a lack of coordinated effort in communicating with our stakeholders - both internal and external. The County may lose the momentum it has gained in recent years on educating people on who we are and what we do and how County funds are used to provide services to the community. Communication is an essential part of increasing the awareness of municipal government and Grey County in general and it is important that the tools used remain current and effective. The current communications strategy was endorsed by Council in 2022.

10 Year Capital Forecast

	2026	2027	2028	2029	2030	2031	2032	2033	2034	2035	10 Year Total
49400 - Transfer From Reserve	$0	($25,000)	$0	$0	$0	$0	($30,000)	$0	$0	$0	($55,000)
64102 - Professional & Consulting Fees	$0	$25,000	$0	$0	$0	$0	$30,000	$0	$0	$0	$55,000
69100 - Transfer to Reserves	$5,000	$5,000	$6,000	$6,000	$6,000	$6,000	$6,000	$6,000	$6,000	$6,000	$58,000
Grand Total	**$5,000**	**$5,000**	**$6,000**	**$6,000**	**$6,000**	**$6,000**	**$6,000**	**$6,000**	**$6,000**	**$6,000**	**$58,000**

10 Year Operating Impacts - None

FIN-0002 - Updating Financial Software

Project Status: Recurring

Project Type: Corporate Services - Administration

Region: Grey County

Asset Category: Non Tangible Capital Asset

Description

Healthy and robust systems are essential to allow the County to create growth, create efficiencies and meet reporting requirements. This software is accessed by multiple departments and locations. Staff would like to move towards a solution that creates an electronic workflow (i.e. online approvals) thus creating the need for less paper. Staff would like to move towards a cloud based solution to align with IT goals within the County. The current accounting software is an on premise software and uses a virtual server and will will be ending it's lifecycle on January 11, 2029. Therefore staff will either have to update or look at other accounting software.

Justification

As staff review options of new software, this will allow staff to lean out their current financial process and move towards a product to provide more efficient flow of approvals, improved reporting internally and externally. This will allow staff to see a committed column in the internal financial statements to provide managers with more up to date and accurate financial information. This project will require a significant amount of research and consultation within departments. To date staff have had discussions with other counties and lower tiers and have done some preliminary research into current financial software on the market. Consultation with departments is expected to start in 2026 and a needs analysis will be done. A consultant may be considered to help with the needs analysis and/or project implementation depending on staff levels.

10 Year Capital Forecast

	2026	2027	2028	2029	2030	2031	2032	2033	2034	2035	10 Year Total
49405 - From Reserve - One Time Fundin	($75,000)	($455,000)	($160,000)	$0	$0	$0	$0	$0	$0	$0	($690,000)
63026 - Computer Software	$75,000	$130,000	$0	$0	$0	$0	$0	$0	$0	$0	$205,000
64012 - Professional & Consulting Fees	$0	$325,000	$160,000	$0	$0	$0	$0	$0	$0	$0	$485,000
Grand Total	**$0**	**$0**	**$0**	**$0**	**$0**	**$0**	**$0**	**$0**	**$0**	**$0**	**$0**

10 Year Operating Impacts

	2026	2027	2028	2029	2030	2031	2032	2033	2034	2035	10 Year Total
49405 - From Reserve - One Time Fundin	$0	$0	$0	($75,000)	($60,000)	($45,000)	($30,000)	($15,000)	$0	$0	($225,000)
64020 - Computer Support/Maintenance	$0	$0	$41,000	$136,500	$143,300	$150,500	$158,000	$165,900	$174,200	$182,900	$1,152,300
Grand Total	**$0**	**$0**	**$41,000**	**$61,500**	**$83,300**	**$105,500**	**$128,000**	**$150,900**	**$174,200**	**$182,900**	**$927,300**

HR-0001 - Corporate Scheduling Software Replacement

Project Status: Rebudgeted

Project Type: Corporate Services - Administration

Region: Grey County

Asset Category: Non Tangible Capital Asset

Description

This is a recurring evergreen project to ensure the effeciency of the Scheduling Software utilized corporate wide.

Justification

Contributions to reserve will remain for future replacement needs. The contract renewal date is set for 2028.

10 Year Capital Forecast

	2026	2027	2028	2029	2030	2031	2032	2033	2034	2035	10 Year Total
49400 - Transfer From Reserve	($50,000)	$0	$0	$0	$0	$0	$0	$0	$0	$0	($50,000)
64020 - Computer Support/Maintenance	$50,000	$0	$0	$0	$0	$0	$0	$0	$0	$0	$50,000
69100 - Transfer to Reserves	$40,000	$40,000	$40,000	$40,000	$40,000	$40,000	$40,000	$40,000	$40,000	$40,000	$400,000
Grand Total	**$40,000**	**$40,000**	**$40,000**	**$40,000**	**$40,000**	**$40,000**	**$40,000**	**$40,000**	**$40,000**	**$40,000**	**$400,000**

10 Year Operating Impacts - None

HR-0002 - Human Resources Software Replacement

Project Status: Recurring

Project Type: Corporate Services - Administration

Region: Grey County

Asset Category: Non Tangible Capital Asset

Description

This is a project to implement a Human Resources Information System (HRIS) to replace legacy HR software with a modern, integrated platform that streamlines payroll, scheduling, benefits, and employee data management.

Justification

A complete HCM solution connects all HR processes, including recruiting, global HR, compensation, benefits, talent management, learning, workforce planning, work-life solutions, time tracking, and payroll. The HCM is designed to assist with and making smarter and faster decisions, deliver a best-in-class employee experience, and leverage embedded cutting-edge technologies, such as artificial intelligence (AI) to automate workflows, improve efficiency, and engage quickly. This project was awarded to Ceridian in 2023 through Staff Report HRR-CW-12-23, and final implementation costs are being incurred in 2025.

10 Year Capital Forecast

	2026	2027	2028	2029	2030	2031	2032	2033	2034	2035	10 Year Total
49400 - Transfer From Reserve	$0	$0	$0	$0	$0	$0	$0	$0	$0	($75,000)	($75,000)
64020 - Computer Support/Maintenance	$0	$0	$0	$0	$0	$0	$0	$0	$0	$75,000	$75,000
69100 - Transfer to Reserves	$16,600	$16,600	$16,600	$16,600	$16,600	$16,600	$16,600	$16,600	$16,600	$16,600	$166,000
Grand Total	**$16,600**	**$16,600**	**$16,600**	**$16,600**	**$16,600**	**$16,600**	**$16,600**	**$16,600**	**$16,600**	**$16,600**	**$166,000**

10 Year Operating Impacts - None

HR-0003 - Noise Survey

Project Status: Recurring

Project Type: Corporate Services - Administration

Region: Grey County

Asset Category: Non Tangible Capital Asset

Description

In order to determine the exposure, we must conduct a noise survey and/or dosimetry to determine the noise levels. These surveys are also essential in determining the correct grade of hearing protection devices required in for all staff. Every four to five years we repeat the organization wide noise survey to ensure that we do not have any new noise hazards and the risk mitigation that we have in place is still effective. This project was originally scheduled for 2024 and has been carried forward to 2025.

Justification

It is a legal requirement to know if the noise exposure levels in our organization exceed the maximum noise exposure limit and present a hazard to our workers. The Occupational Health and Safety Act requires employers to prevent over-exposure. We are responsible for any hearing loss that results from over-exposure.

10 Year Capital Forecast

	2026	2027	2028	2029	2030	2031	2032	2033	2034	2035	10 Year Total
49400 - Transfer From Reserve	$0	$0	$0	($75,000)	$0	$0	$0	$0	$0	$0	($75,000)
64012 - Professional & Consulting Fees	$0	$0	$0	$75,000	$0	$0	$0	$0	$0	$0	$75,000
69100 - Transfer to Reserves	$15,000	$15,000	$15,000	$15,000	$15,000	$15,000	$15,000	$15,000	$15,000	$15,000	$150,000
Grand Total	**$15,000**	**$15,000**	**$15,000**	**$15,000**	**$15,000**	**$15,000**	**$15,000**	**$15,000**	**$15,000**	**$15,000**	**$150,000**

10 Year Operating Impacts - None

HR-0005 - Employee Engagement Survey

Project Status: Recurring

Project Type: Corporate Services - Administration

Region: Grey County

Asset Category: Non Tangible Capital Asset

Description

Engaging a third party to conduct a staff wide engagement survey. Includes: Project Consulting, survey design, data analysis and reporting, thematic analysis of comments and post-survey consultation for leader action planning. A portion of the project is being carried forward to 2025. The Employee Engagement Survey project continues to progress as planned. The survey was conducted in partnership with Metrics@Work, with strong participation across departments. The Employer is actively working on both corporate-wide and department-specific action plans based on the survey results. Training sessions have been hosted to support managers in interpreting departmental results and recording action items. Hybrid sessions were also held to share corporate-level findings with employees, reinforcing transparency and commitment to improvement. Work planned in Q4 includes training to build a performance culture and strategic leadership development. To maintain momentum and ensure measurable progress, the Employer intends to implement pulse surveys in Q1 2026. These shorter, targeted surveys will help track improvements and sustain engagement efforts over time.

Justification

Employee engagement is defined as the strength of the mental and emotional connection employees feel toward their work, team, and organization. Employee engagement measures how employees feel about their organization. Employee engagement is important to employee, team, and business success. It impacts key business metrics like employee retention, recruitment, productivity, and profitability. Employee engagement surveys help organizations measure employee engagement—to make it more tangible. They help organizational leaders: Uncover employee perceptions Make them actionable Implement changes that move the needle

10 Year Capital Forecast

	2026	2027	2028	2029	2030	2031	2032	2033	2034	2035	10 Year Total
49400 - Transfer From Reserve	$0	$0	($38,000)	$0	$0	$0	($40,000)	$0	$0	$0	($78,000)
64102 - Professional & Consulting Fees	$0	$0	$38,000	$0	$0	$0	$40,000	$0	$0	$0	$78,000
69100 - Transfer to Reserves	$8,000	$9,000	$10,000	$10,500	$11,000	$11,500	$12,000	$12,500	$13,000	$13,000	$110,500
Grand Total	**$8,000**	**$9,000**	**$10,000**	**$10,500**	**$11,000**	**$11,500**	**$12,000**	**$12,500**	**$13,000**	**$13,000**	**$110,500**

10 Year Operating Impacts - None

HR-0007 - Job Evaluation and Market Salary Review - Non-Union

Project Status: Recurring

Project Type: Corporate Services - Administration

Region: Grey County

Asset Category: Non Tangible Capital Asset

Description

Regular salary reviews for the non-union group ensure that are compensations strategies meet our pay equity obligations and ensure both internal and external equity. A Job Evaluation and Market Salary Review was completed in 2023, with the next one scheduled for 2027.

Justification

By not keeping compensation competitive the County runs the risk of not being able to recruit and retain qualified individuals. There is a legislated requirement for pay equity plans and the use of an external consultant removes the potential for bias. These market reviews also include marketing compensation for members of Council. It is best practice to ensure that jobs the County is marketing are up to date and compliant with internal equity and Pay Equity legislation. Part of the consultants' role during the market review is to review all non union positions. Having an outside consultant conduct job evaluation helps to remove any perception of bias.

10 Year Capital Forecast

	2026	2027	2028	2029	2030	2031	2032	2033	2034	2035	10 Year Total
49400 - Transfer From Reserve	($50,000)	$0	$0	$0	$0	($130,000)	$0	$0	$0	$0	($180,000)
64102 - Professional & Consulting Fees	$50,000	$0	$0	$0	$0	$130,000	$0	$0	$0	$0	$180,000
69100 - Transfer to Reserves	$25,000	$26,000	$26,000	$26,000	$26,000	$26,000	$26,000	$26,000	$26,000	$26,000	$259,000
Grand Total	**$25,000**	**$26,000**	**$26,000**	**$26,000**	**$26,000**	**$26,000**	**$26,000**	**$26,000**	**$26,000**	**$26,000**	**$259,000**

10 Year Operating Impacts - None

HR-0008 - Job Hazard and Demands Analysis

Project Status: Recurring

Project Type: Corporate Services - Administration

Region: Grey County

Asset Category: Non Tangible Capital Asset

Description

This is a project to produce a job hazard analysis (JHA) for each role within Grey County. The JHA is a procedure which helps integrate accepted safety and health principles and practices into a particular task or job operation. In a JHA, each major step of the job is broken down and analyzed to identify potential hazards and to recommend the safest way to do the job. This information assists us in reducing on the job injuries and accidents, creating standard operating procedures, accident investigation, ergonomic considerations and return to work opportunities.

Justification

A Job Hazard Analysis (JHA) is a procedure which helps integrate accepted safety and health principles and practices into a particular task or job operation. A Job Demands Analysis (JDA) is a technique used to objectively measure the physical demands associated with a job. The tool evaluates the job and not the individual through describing the demands of the job. A Physical Demands Analysis is integral for a return-to-work (RTW) program. Both the JDA and JHA are tools used by managers and Human Resources in order to provide a safe workplace, as well as to assist WSIB, physicians and workers with detailed information about a specific job, in order to facilitate a safe and timely return to work following an illness or injury.

10 Year Capital Forecast

	2026	2027	2028	2029	2030	2031	2032	2033	2034	2035	10 Year Total
49400 - Transfer From Reserve	$0	($190,000)	$0	$0	$0	$0	$0	$0	$0	$0	($190,000)
64102 - Professional & Consulting Fees	$0	$190,000	$0	$0	$0	$0	$0	$0	$0	$0	$190,000
69100 - Transfer to Reserves	$15,000	$20,000	$20,000	$20,000	$20,000	$20,000	$20,000	$20,000	$20,000	$20,000	$195,000
Grand Total	**$15,000**	**$20,000**	**$20,000**	**$20,000**	**$20,000**	**$20,000**	**$20,000**	**$20,000**	**$20,000**	**$20,000**	**$195,000**

10 Year Operating Impacts - None

HR-0009 - Safety Data Sheet (SDS) Database

Project Status: Recurring

Project Type: Corporate Services - Administration

Region: Grey County

Asset Category: Non Tangible Capital Asset

Description

This project will take all paper based SDS binders and replace with an online library accessible from all smart devices and laptops. The online database will be more efficient to manage and ensure that all hazardous materials within the workplace have a corresponding SDS available to staff.

Justification

Safety data sheets (SDS) are summary documents that provide information about the hazards of a product and advice about safety precautions. They are typically written by the manufacturer or supplier of the product. SDS' tell users what the hazards of the product are, how to use the product safely, what to expect if the recommendations are not followed, how to recognize symptoms of exposure, and what to do if emergencies occur. Every product that is classified as a "hazardous product" under WHMIS that is intended for use, handling or storage in a workplace in Canada must have an SDS. Currently, the majority of SDS across the County are in paper format. With the large volume of "hazardous materials" used or stored across the County's complex operations, it is difficult to ensure that all SDS's are in the proper binder and that it is the most up to date version. The purchase of an on-line SDS database allows employees across the whole corporation to access the SDS for every product.

10 Year Capital Forecast

	2026	2027	2028	2029	2030	2031	2032	2033	2034	2035	10 Year Total
69100 - Transfer to Reserves	$1,500	$1,500	$1,500	$1,500	$1,500	$1,500	$1,500	$1,500	$1,500	$1,500	$15,000
Grand Total	**$1,500**	**$1,500**	**$1,500**	**$1,500**	**$1,500**	**$1,500**	**$1,500**	**$1,500**	**$1,500**	**$1,500**	**$15,000**

10 Year Operating Impacts - None

HR-0010 - Workplace Violence and Risk Assessment

Project Status: Recurring

Project Type: Corporate Services - Administration

Region: Grey County

Asset Category: Non Tangible Capital Asset

Description

In Ontario, the Occupational Health and Safety Act requires employers to assess the risks of workplace violence and to put in place policies and programs regarding workplace violence and workplace harassment. There are three parts to the Workplace Violence Assessments: General Physical Environment Assessment, Risk Factor Assessment and Specific Risk assessment. The last fulsome review of our workplace violence and risk assessment was completed in 2023, with a refresh scheduled in 2028 to keep our program up to date.

Justification

80 percent of our staff are public facing and deal with clients and client families on a daily basis. 60 percent of our staff work in a 24 hour work environment. Minimizing workplace violence by risk assessment ensures that measures are implemented to reduce the potential for violence. This program is a requirement under the occupational health and safety act.

10 Year Capital Forecast

	2026	2027	2028	2029	2030	2031	2032	2033	2034	2035	10 Year Total
49400 - Transfer From Reserve	$0	$0	($40,000)	$0	$0	$0	$0	($40,000)	$0	$0	($80,000)
64102 - Professional & Consulting Fees	$0	$0	$40,000	$0	$0	$0	$0	$40,000	$0	$0	$80,000
69100 - Transfer to Reserves	$8,000	$8,000	$8,000	$8,000	$8,000	$8,000	$8,000	$8,000	$8,000	$8,000	$80,000
Grand Total	**$8,000**	**$8,000**	**$8,000**	**$8,000**	**$8,000**	**$8,000**	**$8,000**	**$8,000**	**$8,000**	**$8,000**	**$80,000**

10 Year Operating Impacts - None

IT-0001 - Router / Firewall Lifecycle Management

Project Status: Recurring

Project Type: Corporate Services - Administration

Region: Grey County

Asset Category: Machinery & Equipment

Description

Network firewalls provide control, security, and monitoring of traffic on a network. The County plans on replacing firewalls every five years to ensure the units are reliable and up to date. Capital projects outside of the ffive-year cycle are used for replacing hardware that wasn't replaced in a major refresh project, and license renewals.

Justification

All IT technology is planned for replacement based on estimated lifespan. Useful age of equipment is estimated based on age of technology (not purchase date), manufacturer's end of support dates, availability of warranties, and new developments in technology. For most network components this is 5-7 years. Even more so than other components of the corporate network, firewalls can quickly fall behind technology updates. They are one of the main defensive tools protecting the corporate network from cyberattack. Given the speed at which new vulnerabilities are discovered and exploited, and the speed at which criminals are developing cybercrime technologies, an organization's firewalls must be kept updated to reliably secure the network.

10 Year Capital Forecast

	2026	2027	2028	2029	2030	2031	2032	2033	2034	2035	10 Year Total
49400 - Transfer From Reserve	($2,100)	($46,600)	($47,500)	($220,000)	($2,100)	($2,100)	($50,300)	($51,200)	($230,400)	($2,100)	($654,400)
63028 - Network Computer Hardware	$2,100	$46,600	$47,500	$220,000	$2,100	$2,100	$50,300	$51,200	$230,400	$2,100	$654,400
Grand Total	**$0**	**$0**	**$0**	**$0**	**$0**	**$0**	**$0**	**$0**	**$0**	**$0**	**$0**

10 Year Operating Impacts

	2026	2027	2028	2029	2030	2031	2032	2033	2034	2035	10 Year Total
69100 - Transfer to Reserves	$35,000	$35,000	$36,000	$36,000	$37,000	$37,000	$38,000	$40,000	$40,000	$40,000	$374,000
Grand Total	**$35,000**	**$35,000**	**$36,000**	**$36,000**	**$37,000**	**$37,000**	**$38,000**	**$40,000**	**$40,000**	**$40,000**	**$374,000**

IT-0002 - Tower Maintenance and Replacement (Ceylon and Woodford)

Project Status: Recurring

Project Type: Corporate Services - Administration

Region: Grey County

Asset Category: Machinery & Equipment

Description

This project provides ongoing reserve contributions to ensure the County's communication towers are inspected, maintained, and that there is adequate funds available when eventual replacement is required. Currently planning to perform engineering studies on each tower every ten years. In addition to detailed engineering studies, the County performs visual inspections on the towers every 3 years (included in the operating budget). The County expects a minimum 50-year life span from these two communication towers. Funding for this reserve comes from renting space on the tower to third parties (mobile and internet providers).

Justification

Towers receive ongoing maintenance (inspections and repair). This project ensures adequate capital to repair and eventually replace the County's communication towers when they reach the end of their useful life (~ 50 yrs). Section 1.6 of the Corporate Strategy Plan states: "Accelerate the commitment to lifecycle planning for long term investment in county owned capital assets".

10 Year Capital Forecast

	2026	2027	2028	2029	2030	2031	2032	2033	2034	2035	10 Year Total
49400 - Transfer From Reserve	($35,000)	$0	$0	$0	$0	($45,000)	$0	$0	$0	$0	($80,000)
54060 - Miscellaneous Receipts	($22,700)	($27,900)	($28,600)	($29,400)	($30,200)	($31,000)	($31,800)	($32,600)	($33,500)	($34,600)	($302,300)
64500 - Buildings/Renovations	$35,000	$0	$0	$0	$0	$45,000	$0	$0	$0	$0	$80,000
69106 - Transfer to Reserve Asset Mgmt	$22,700	$27,900	$28,600	$29,400	$30,200	$31,000	$31,800	$32,600	$33,500	$34,600	$302,300
Grand Total	**$0**	**$0**	**$0**	**$0**	**$0**	**$0**	**$0**	**$0**	**$0**	**$0**	**$0**

10 Year Operating Impacts - None

IT-0003 - UPS (battery backup and power conditioning) hardware

Project Status: Recurring

Project Type: Corporate Services - Administration

Region: Grey County

Asset Category: Machinery & Equipment

Description

Universal Power Supply (UPS) units are located anywhere there is network equipment (firewalls, servers, switches). They both condition the power, regulating any fluctuations that might damage sensitive electronic equipment, and provide battery backup in the event of a power failure. In 2025 the County switched to Lithium Ion UPSes, which provide for a longer (10-year) life span. Further, the batteries on these units should not need to be replaced during the lifespan of the unit.

Justification

UPS systems protect sensitive electronic equipment from power fluctuations, and provide short-term (1-4 hour) battery back up in the event of a power outage to bridge any gap transitioning to generator. These are placed on network hardware that provides core services to County buildings (eg servers). These units are scheduled for replacement every five years, based on anticipated battery life.

10 Year Capital Forecast

	2026	2027	2028	2029	2030	2031	2032	2033	2034	2035	10 Year Total
49400 - Transfer From Reserve	$0	($41,000)	$0	$0	$0	$0	($7,000)	($24,100)	$0	($42,100)	($114,200)
63042 - Equip/Furniture Purchases	$0	$41,000	$0	$0	$0	$0	$7,000	$24,100	$0	$42,100	$114,200
Grand Total	**$0**	**$0**	**$0**	**$0**	**$0**	**$0**	**$0**	**$0**	**$0**	**$0**	**$0**

10 Year Operating Impacts

	2026	2027	2028	2029	2030	2031	2032	2033	2034	2035	10 Year Total
69100 - Transfer to Reserves	$9,000	$9,000	$9,000	$9,000	$9,000	$9,000	$9,000	$9,000	$9,000	$9,000	$90,000
Grand Total	**$9,000**	**$9,000**	**$9,000**	**$9,000**	**$9,000**	**$9,000**	**$9,000**	**$9,000**	**$9,000**	**$9,000**	**$90,000**

IT-0004 - Telephone System Upgrades

Project Status: Recurring

Project Type: Corporate Services - Administration

Region: Grey County

Asset Category: Machinery & Equipment

Description

The County migrated from an on-premise phone system to the cloud-based MS Teams phones in 2023. This project is now building a reserve for any future consulting that might be required on the phone system (major configuration, migration to a different cloud-based system), as well as a 10-year replacement estimate on conferencing hardware in boardrooms. Actual replacement dates of conferencing hardware will depend on continuing software support from Microsoft.

Justification

Useful age of equipment is estimated based on age of technology (not purchase date), manufacturer's end of support dates, availability of warranties, and new developments in technology. The equipment must be kept current to avoid costly and disruptive breakdowns, which result in interruption to service for County staff and clients.

10 Year Capital Forecast

	2026	2027	2028	2029	2030	2031	2032	2033	2034	2035	10 Year Total
49400 - Transfer From Reserve	$0	$0	$0	$0	$0	$0	$0	($40,000)	$0	$0	($40,000)
63051 - Telephone	$0	$0	$0	$0	$0	$0	$0	$40,000	$0	$0	$40,000
69100 - Transfer to Reserves	$5,000	$5,000	$5,000	$5,000	$5,000	$5,000	$5,000	$5,000	$5,000	$5,000	$50,000
Grand Total	**$5,000**	**$5,000**	**$5,000**	**$5,000**	**$5,000**	**$5,000**	**$5,000**	**$5,000**	**$5,000**	**$5,000**	**$50,000**

10 Year Operating Impacts - None

IT-0006 - Long Term Care Hardware Lifecycle Management

Project Status: Recurring

Project Type: Corporate Services - Administration

Region: Grey County

Asset Category: Machinery & Equipment

Description

Each long-term care home has its own server equipment for running critical applications such as their Nurse Call and Elopment Systems. Newer systems will either provide cloud-based solutions, or provide their own hardware for on-premise requirements. The server equipment at the three homes will not be replaced, though there may be additional licensing costs before the old Rockwood Terrace is decommissioned.

Justification

Required replacement of server hardware at each of the long term care homes, with redundancy for critical services. Newer technology is cloud-based, or runs on its own hardware. These server installs will be decommissioned as the County's Nurse Call and Elopment systems are replaced.

10 Year Capital Forecast

	2026	2027	2028	2029	2030	2031	2032	2033	2034	2035	10 Year Total
49400 - Transfer From Reserve	($15,000)	$0	$0	$0	$0	$0	$0	$0	$0	$0	($15,000)
63028 - Network Computer Hardware	$15,000	$0	$0	$0	$0	$0	$0	$0	$0	$0	$15,000
Grand Total	**$0**	**$0**	**$0**	**$0**	**$0**	**$0**	**$0**	**$0**	**$0**	**$0**	**$0**

10 Year Operating Impacts - None

IT-0007 - Replacement of Photocopiers

Project Status: Recurring

Project Type: Corporate Services - Administration

Region: Grey County

Asset Category: Machinery & Equipment

Description

The estimated lifespan for a corporate photocopier / printer is 5-7 years, depending on model, vendor support, and print volume. This project allows for ongoing replacement of corporate photocopiers within those time frames, but where possible lifespan will be extended on working printers.

Justification

Corporate photocopiers are planned for replacement on 5 or 7 year cycles depending on the volume of printing it receives. Doing so ensures the machines continue to run efficiently without frequent breakdowns, stay up to date and are easy to maintain.

10 Year Capital Forecast

	2026	2027	2028	2029	2030	2031	2032	2033	2034	2035	10 Year Total
49400 - Transfer From Reserve	($33,100)	($46,500)	($4,400)	($8,600)	($78,700)	($38,400)	($28,300)	$0	($33,300)	($32,000)	($303,300)
63042 - Equip/Furniture Purchases	$33,100	$46,500	$4,400	$8,600	$78,700	$38,400	$28,300	$0	$33,300	$35,000	$306,300
69100 - Transfer to Reserves	$22,000	$25,000	$26,000	$26,000	$28,000	$28,000	$30,000	$30,000	$32,000	$35,000	$282,000
Grand Total	**$22,000**	**$25,000**	**$26,000**	**$26,000**	**$28,000**	**$28,000**	**$30,000**	**$30,000**	**$32,000**	**$38,000**	**$285,000**

10 Year Operating Impacts - None

IT-0008 - Switches - Lifecycle Management

Project Status: Recurring

Project Type: Corporate Services - Administration

Region: Grey County

Asset Category: Machinery & Equipment

Description

Switches are replaced on a 5-7 year life cycle. Note that switches will not be replaced in Rockwood Terrace. Switches deployed in the Rockwood Terrace redevelopment will be purchased through that project's budget.

Justification

All IT technology is planned for replacement based on estimated lifespans. Useful age of equipment is estimated based on age of technology (not purchase date), manufacturer's end of support dates, availability of warranties, risk/impact of failure, and new developments in technology. For most network components this is 5-7 years.

10 Year Capital Forecast

	2026	2027	2028	2029	2030	2031	2032	2033	2034	2035	10 Year Total
49400 - Transfer From Reserve	($360,000)	$0	$0	$0	$0	$0	$0	($443,000)	$0	$0	($803,000)
63028 - Network Computer Hardware	$360,000	$0	$0	$0	$0	$0	$0	$443,000	$0	$0	$803,000
Grand Total	**$0**	**$0**	**$0**	**$0**	**$0**	**$0**	**$0**	**$0**	**$0**	**$0**	**$0**

10 Year Operating Impacts

	2026	2027	2028	2029	2030	2031	2032	2033	2034	2035	10 Year Total
69100 - Transfer to Reserves	$73,000	$74,000	$74,000	$75,000	$75,000	$75,000	$75,000	$75,000	$75,000	$75,000	$746,000

	2026	2027	2028	2029	2030	2031	2032	2033	2034	2035	10 Year Total
Grand Total	**$73,000**	**$74,000**	**$74,000**	**$75,000**	**$75,000**	**$75,000**	**$75,000**	**$75,000**	**$75,000**	**$75,000**	**$746,000**

IT-0009 - Wireless Access Points - Life Cycle Replacement

Project Status: Recurring

Project Type: Corporate Services - Administration

Region: Grey County

Asset Category: Machinery & Equipment

Description

This project allows for wireless access points to be replaced approximately every 7 years to ensure that the hardware is current, secure, compatible with other network technologies and continues to be supported by vendors.

Justification

All IT technology is planned for replacement based on estimated lifespans. Useful age of equipment is estimated based on age of technology (not purchase date), manufacturer's end of support dates, availability of warranties, and new developments in technology. For most network components this is 5-7 years.

10 Year Capital Forecast

	2026	2027	2028	2029	2030	2031	2032	2033	2034	2035	10 Year Total
49400 - Transfer From Reserve	($138,200)	$0	$0	$0	$0	$0	$0	($237,600)	$0	$0	($375,800)
63042 - Equip/Furniture Purchases	$138,200	$0	$0	$0	$0	$0	$0	$237,600	$0	$0	$375,800
69100 - Transfer to Reserves	$30,000	$35,000	$35,000	$40,000	$40,000	$40,000	$40,000	$40,000	$40,000	$40,000	$380,000
Grand Total	**$30,000**	**$35,000**	**$35,000**	**$40,000**	**$40,000**	**$40,000**	**$40,000**	**$40,000**	**$40,000**	**$40,000**	**$380,000**

10 Year Operating Impacts - None

IT-0011 - IT Security Audits

Project Status: Recurring

Project Type: Corporate Services - Administration

Region: Grey County

Asset Category: Non Tangible Capital Asset

Description

Projects to augment the County's cyber security program. The County uses a managed security services provider, these projects will be used for network assessments and penetration tests.

Justification

IT security is necessary in today's digital online world. Without regular assessment and independent review of security procedures, configuration, and policy the County risks falling behind or exposing gaps in security measures. Insurance providers request additional information in order to assess its client's level of security and the risk of insuring. These audits will help Grey County with continuous development of their IT security strategy, address gaps, and maintain compliance with regulations around cybersecurity and data protection.

10 Year Capital Forecast

	2026	2027	2028	2029	2030	2031	2032	2033	2034	2035	10 Year Total
49400 - Transfer From Reserve	$0	($54,200)	$0	$0	$0	($58,700)	$0	$0	$0	($63,700)	($176,600)
64102 - Professional & Consulting Fees	$0	$54,200	$0	$0	$0	$58,700	$0	$0	$0	$63,700	$176,600
69100 - Transfer to Reserves	$15,000	$15,000	$15,000	$15,000	$15,000	$15,000	$15,000	$15,000	$15,000	$15,000	$150,000
Grand Total	**$15,000**	**$15,000**	**$15,000**	**$15,000**	**$15,000**	**$15,000**	**$15,000**	**$15,000**	**$15,000**	**$15,000**	**$150,000**

10 Year Operating Impacts - None

IT-0012 - Corporate Web Site

Project Status: Recurring

Project Type: Corporate Services - Administration

Region: Grey County

Asset Category: Non Tangible Capital Asset

Description

A recurring project to update content, functionality, and software of the County's primary website (Grey.ca).

Justification

The web is a dynamic medium. If sites are not updated they become stale and are not as effective at providing the information the public needs. Like any other technology they must be kept up to date to modern standards and underlying software requirements.

10 Year Capital Forecast

	2026	2027	2028	2029	2030	2031	2032	2033	2034	2035	10 Year Total
49400 - Transfer From Reserve	$0	($45,000)	$0	$0	$0	($49,700)	$0	$0	$0	$0	($94,700)
64102 - Professional & Consulting Fees	$0	$45,000	$0	$0	$0	$49,700	$0	$0	$0	$0	$94,700
69100 - Transfer to Reserves	$9,500	$9,500	$9,700	$9,800	$9,900	$10,000	$10,000	$10,100	$10,100	$10,100	$98,700
Grand Total	**$9,500**	**$9,500**	**$9,700**	**$9,800**	**$9,900**	**$10,000**	**$10,000**	**$10,100**	**$10,100**	**$10,100**	**$98,700**

10 Year Operating Impacts - None

IT-0013 - IT Strategic Plan Update

Project Status: Recurring

Project Type: Corporate Services - Administration

Region: Grey County

Asset Category: Non Tangible Capital Asset

Description

Recurring project to develop / update IT strategic plans on a five-year basis.

Justification

IT strategy plans allow the County to review projects, initiatives, and governance. Given trends in technology, growth, and other departments' initiatives, a well-structured strategy plan can help the IT department assess its direction and technology choices that support County initiatives. Strategy plan updates will be scheduled based on progress against prior strategy plans, work loads assumed from corporate initiatives and security audits, and the amount of change to structure, technology, and industry best practices since last review. 4.4 Embrace and continually invest in technology in order to enhance the operations of all county services as well as the county's overall state of future preparedness. 6.1 Update all departmental work/operating plans to align with this Strategic Plan and identify specific initiatives and budget implications over a multi-year period (three years for operating and ten years for capital).

10 Year Capital Forecast

	2026	2027	2028	2029	2030	2031	2032	2033	2034	2035	10 Year Total
49400 - Transfer From Reserve	$0	$0	($60,000)	$0	$0	$0	$0	($75,000)	$0	$0	($135,000)
64102 - Professional & Consulting Fees	$0	$0	$60,000	$0	$0	$0	$0	$75,000	$0	$0	$135,000
69100 - Transfer to Reserves	$10,000	$10,000	$10,000	$10,000	$10,000	$10,000	$10,000	$10,000	$10,000	$10,000	$100,000
Grand Total	**$10,000**	**$10,000**	**$10,000**	**$10,000**	**$10,000**	**$10,000**	**$10,000**	**$10,000**	**$10,000**	**$10,000**	**$100,000**

10 Year Operating Impacts - None

IT-0014 - Air Conditioning - Long Term Care

Project Status: Recurring

Project Type: Corporate Services - Administration

Region: Grey County

Asset Category: Machinery & Equipment

Description

Air conditioning in IT server rooms ensures sensitive network equipment runs optimally and reaches it's target lifespan. This project accounts for AC unit replacement in Lee Manor and Grey Gables closets. These AC units were installed in 2022 and 2021, respectively, and will not need to be replaced for 10 years. Staff do not anticipate replacing AC units at Rockwood Terrace. Air conditioning will be built into building climate controls on the Rockwood Terrace rebuild, and as such will not be included in this project.

Justification

Desired outcome: Server rooms should be cooled to allow for controlled temperatures that support optimal functioning and reduced risk of equipment failure. Consequences: High temperatures and high humidity can shorten the life span of IT equipment and increase risk of failure to critical databases and networks.

10 Year Capital Forecast

	2026	2027	2028	2029	2030	2031	2032	2033	2034	2035	10 Year Total
49400 - Transfer From Reserve	$0	$0	$0	$0	$0	($10,000)	($6,000)	$0	$0	$0	($16,000)
63042 - Equip/Furniture Purchases	$0	$0	$0	$0	$0	$10,000	$6,000	$0	$0	$0	$16,000
69100 - Transfer to Reserves	$1,800	$1,800	$1,800	$1,800	$1,800	$1,800	$1,800	$1,800	$1,800	$1,800	$18,000
Grand Total	**$1,800**	**$1,800**	**$1,800**	**$1,800**	**$1,800**	**$1,800**	**$1,800**	**$1,800**	**$1,800**	**$1,800**	**$18,000**

10 Year Operating Impacts - None

Climate Change

The Climate Change function supports the goals of *Going Green in Grey*, the county's Climate Change Action Plan. This plan identifies targets and actions for reducing community and operational greenhouse gas emissions and reaching net-zero by 2050. This budget also supports building resiliency to the impacts of climate change.

Climate Change Highlights

Implementing actions from the Grey County Climate Action Plan.

Support for sustainable agriculture.

Working towards the creation of the tri-county Green Development Standards. (stock image)

Climate adaptation planning. (stock image)

Climate Change General Capital Summary
2026 Budget

Revenues

	2025 Budget	2025 Year End Projection	2026 Budget	2026 vs 2025 Budget	2027 Projection	2027 vs 2026 Budget
49400 - Transfer From Reserve	($142,600)	($10,300)	($137,500)	$5,100	($31,200)	$106,300
49405 - From Reserve - One Time Fundin	$0	$0	$0	$0	$0	$0
49415 - From Reserve - Dev. Charges	($11,400)	$0	$0	$11,400	$0	$0
52000 - Federal Conditional Grant	($129,600)	($129,600)	($117,500)	$12,100	($29,400)	$88,100
53001 - Other Municipalities	($42,800)	($5,600)	($41,800)	$1,000	($33,000)	$8,800
54040 - Cost Recoveries	$0	$0	$0	$0	$0	$0
Grand Total	**($326,400)**	**($145,500)**	**($296,800)**	**$29,600**	**($93,600)**	**$203,200**

Other Expenses

	2025 Budget	2025 Year End Projection	2026 Budget	2026 vs 2025 Budget	2027 Projection	2027 vs 2026 Budget
63000 - Advertising	2,800.00	0.00	0.00	(2,800.00)	0.00	0.00
63026 - Computer Software	10,000.00	0.00	39,700.00	29,700.00	0.00	(39,700.00)
63070 - Other Materials & Services	3,500.00	400.00	8,800.00	5,300.00	0.00	(8,800.00)
63300 - Staff Training and Development	3,000.00	0.00	0.00	(3,000.00)	0.00	0.00
63310 - Travel & Meal Expenses	0.00	0.00	1,000.00	1,000.00	0.00	(1,000.00)
63754 - Promotion & Public Relations	0.00	0.00	7,900.00	7,900.00	0.00	(7,900.00)
64102 - Professional & Consulting Fees	248,500.00	102,700.00	133,800.00	(114,700.00)	86,500.00	(47,300.00)
66000 - Payments to Indiv. & Organiz'	14,100.00	14,100.00	18,200.00	4,100.00	21,500.00	3,300.00
67000 - Interfunc. Admin Charges	82,500.00	52,300.00	115,400.00	32,900.00	62,500.00	(52,900.00)
69100 - Transfer to Reserves	43,000.00	43,000.00	44,000.00	1,000.00	11,100.00	(32,900.00)

	2025 Budget	2025 Year End Projection	2026 Budget	2026 vs 2025 Budget	2027 Projection	2027 vs 2026 Budget
99990 - Transfer Surplus/Def to Res.	0.00	0.00	0.00	0.00	0.00	0.00
Grand Total	**407,400.00**	**212,500.00**	**368,800.00**	**(38,600.00)**	**181,600.00**	**(187,200.00)**

Net Levy

	2025 Budget	2025 Year End Projection	2026 Budget	2026 vs 2025 Budget	2027 Projection	2027 vs 2026 Budget
Climate Change	$81,000	$67,000	$72,000	($9,000)	$88,000	$16,000

Climate Change Capital Projects - 2026 - 2035 Total Expenditures

	2026	2027	2028	2029	2030	2031	2032	2033	2034	2035	10 Year Total
CC-0001 - Green Development Standards	$159,400	$62,500	$0	$0	$0	$0	$0	$0	$0	$0	$221,900
CC-0002 - Climate Change Adaptation Plan	$39,800	$0	$0	$0	$0	$0	$0	$0	$0	$0	$39,800
CC-0003 - Corporate Climate Action	$49,700	$0	$0	$0	$0	$0	$0	$0	$0	$0	$49,700
CC-0007 - Support for Sustainable Agriculture	$28,000	$33,000	$38,000	$43,000	$44,000	$45,000	$46,000	$47,000	$48,000	$49,000	$421,000
CC-0009 - Climate Change Action Plan	$44,000	$86,100	$56,100	$57,100	$58,200	$87,300	$60,500	$61,500	$62,200	$0	$573,000
CC-0010 - Climate Opportunities Fund	$47,900	$0	$0	$0	$0	$0	$0	$0	$0	$0	$47,900
Grand Total	**$368,800**	**$181,600**	**$94,100**	**$100,100**	**$102,200**	**$132,300**	**$106,500**	**$108,500**	**$110,200**	**$49,000**	**$1,353,300**

CC-0001 - Green Development Standards

Project Status: Rolled Forward

Project Type: Corporate Services - Climate Change

Region: Grey County

Asset Category: Non Tangible Capital Asset

Description

Action 11 of the Council endorsed Going Green in Grey Climate Action Plan directs staff to create a tier-based green development performance program that includes incentives and progresses to net-zero ready buildings by 2030. The consultants for this project (Urban Equation and The Planning Partnership) were selected through an RFP. Grant funding from the Codes Acceleration Fund ($445,600) has been approved and a contribution agreement is in place enabling the inclusion of implementation support and a talent/business retention and attraction plan.

Justification

Desired Outcome: - Advance Council's commitment to high performance low-carbon, resilient affordable new construction. - Prepare the development industry to meet energy and climate targets anticipated in future building code updates. Consequence of not proceeding: - Development will not be aligned with County's climate action plan and costly future retrofits will be required to conform with the Federal net-zero GHG emissions by 2050 target. - Development industry will be less prepared to adapt to future changes to the building code. - Not fulling agreements with the funder (NRCan) and the partnering Counties (Dufferin and Wellington).

10 Year Capital Forecast

	2026	2027	2028	2029	2030	2031	2032	2033	2034	2035	10 Year Total
49400 - Transfer From Reserve	($100)	($100)	$0	$0	$0	$0	$0	$0	$0	$0	($200)
52000 - Federal Conditional Grant	($117,500)	($29,400)	$0	$0	$0	$0	$0	$0	$0	$0	($146,900)
53001 - Other Municipalities	($41,800)	($33,000)	$0	$0	$0	$0	$0	$0	$0	$0	($74,800)
64102 - Professional & Consulting Fees	$44,000	$0	$0	$0	$0	$0	$0	$0	$0	$0	$44,000
67000 - Interfunc. Admin Charges	$115,400	$62,500	$0	$0	$0	$0	$0	$0	$0	$0	$177,900
Grand Total	**$0**	**$0**	**$0**	**$0**	**$0**	**$0**	**$0**	**$0**	**$0**	**$0**	**$0**

10 Year Operating Impacts - None

CC-0002 - Climate Change Adaptation Plan

Project Status: Rolled Forward

Project Type: Corporate Services - Climate Change

Region: Grey County

Asset Category: Non Tangible Capital Asset

Description

Creating a Climate Change Adaptation Plan is identified as a priority in Grey County's strategic plan and in Going Green in Grey. These resources will be used to create a community and corporate Climate Adaptation Plan and develop an implementation strategy. Work on the plan, Resilient Grey, has already begun through the Building Adaptive and Resileint Communities membership program. Staff will leverage this funding as a matching contribution for FCM's Local Leadership in Climate Adaptation program that has secured an additional $105,000 for this project.

Justification

Desired Outcome: County of Grey better understands the risks to our community and infrastructure from our changing climate, including increased incidences of extreme weather events, and is proactively planning and investing to adapt to these risks and reduce damage. Consequence of not proceeding: Unknown vulnerabilities in County infrastructure and services, increased costs to recover from infrastructure failure during extreme weather events. Missed opportunity to leverage FCM funding.

10 Year Capital Forecast

	2026	2027	2028	2029	2030	2031	2032	2033	2034	2035	10 Year Total
49400 - Transfer From Reserve	($39,800)	$0	$0	$0	$0	$0	$0	$0	$0	$0	($39,800)
63070 - Other Materials & Services	$8,800	$0	$0	$0	$0	$0	$0	$0	$0	$0	$8,800
63310 - Travel & Meal Expenses	$1,000	$0	$0	$0	$0	$0	$0	$0	$0	$0	$1,000
64102 - Professional & Consulting Fees	$30,000	$0	$0	$0	$0	$0	$0	$0	$0	$0	$30,000
Grand Total	**$0**	**$0**	**$0**	**$0**	**$0**	**$0**	**$0**	**$0**	**$0**	**$0**	**$0**

10 Year Operating Impacts - None

CC-0003 - Corporate Climate Action

Project Status: Rebudgeted

Project Type: Corporate Services - Climate Change

Region: Grey County

Asset Category: Non Tangible Capital Asset

Description

Advance actions to meet County Council's Net-Zero by 2045 target for corporate assets as outlined in Going Green in Grey including energy data processing, energy efficiency assessments, GHG reduction projects, feasibility studies and net-zero pathways.

Justification

This funding will allow us to leverage further grant funding to support analysis including energy efficiency assessments and net-zero pathway assessments for the County's Top 5 energy consuming buildings and facilities. This analysis will allow the County to explore opportunities to reduce our energy consumption which in turn will result in energy cost savings. This project was previously called 'Energy Efficiency and Net-Zero Pathways in Corporate Buildings'.

10 Year Capital Forecast

	2026	2027	2028	2029	2030	2031	2032	2033	2034	2035	10 Year Total
49400 - Transfer From Reserve	($49,700)	$0	$0	$0	$0	$0	$0	$0	$0	$0	($49,700)
63026 - Computer Software	$39,700	$0	$0	$0	$0	$0	$0	$0	$0	$0	$39,700
64102 - Professional & Consulting Fees	$10,000	$0	$0	$0	$0	$0	$0	$0	$0	$0	$10,000
Grand Total	**$0**	**$0**	**$0**	**$0**	**$0**	**$0**	**$0**	**$0**	**$0**	**$0**	**$0**

10 Year Operating Impacts - None

CC-0007 - Support for Sustainable Agriculture

Project Status: Recurring

Project Type: Corporate Services - Climate Change

Region: Grey County

Asset Category: Non Tangible Capital Asset

Description

Advance County Council directed Going Green in Grey Action 3: Capacity Building in Sustainable Agricultural Best Practices. The County partners with Grey Ag Services to continue the delivery of the Experimental Acres project, with funds going to competitively selected farmers for honorarium, lab testing and reimbursements for equipment and supplies, to Grey Ag Services for staff time, mileage and other program expenses including promotional, networking and educational events.

Justification

Data and results that will be gathered from participant farms will be shared with the overall agricultural community to further develop best practices, and confirm Grey County's leadership in sustainable agricutlure.

10 Year Capital Forecast

	2026	2027	2028	2029	2030	2031	2032	2033	2034	2035	10 Year Total
64102 - Professional & Consulting Fees	$9,800	$11,500	$13,300	$15,000	$15,400	$15,800	$16,100	$16,500	$16,800	$17,200	$147,400
66000 - Payments to Indiv. & Organiz'	$18,200	$21,500	$24,700	$28,000	$28,600	$29,200	$29,900	$30,500	$31,200	$31,800	$273,600
Grand Total	**$28,000**	**$33,000**	**$38,000**	**$43,000**	**$44,000**	**$45,000**	**$46,000**	**$47,000**	**$48,000**	**$49,000**	**$421,000**

10 Year Operating Impacts - None

CC-0009 - Climate Change Action Plan

Project Status: Rolled Forward

Project Type: Corporate Services - Climate Change

Region: Grey County

Asset Category: Non Tangible Capital Asset

Description

Contribution to reserves to allow for updates to inventories and in-depth progress reporting on the Climate Action Plan every 4 years, and strategic implementation.

Justification

Desired Consequences: Provide updated County of Grey Climate Change Action Plan once per term of Council as directed, enabling the ability to modify the plan based on success of initiatives and the inclusion of emerging technologies. Investment in strategic implementation activities to advance the Plan and planning. Consequences of not proceeding: Failure to meet Council commitment to update the Climate Change Action Plan on an ongoing basis to ensure timely progress against 5-year emissions milestones and towards our Net-Zero emissions target.

10 Year Capital Forecast

	2026	2027	2028	2029	2030	2031	2032	2033	2034	2035	10 Year Total
49400 - Transfer From Reserve	$0	($31,100)	$0	$0	$0	($28,000)	$0	$0	$0	$0	($59,100)
64102 - Professional & Consulting Fees	$0	$75,000	$0	$0	$0	$75,000	$0	$0	$0	$0	$150,000
69100 - Transfer to Reserves	$44,000	$11,100	$56,100	$57,100	$58,200	$12,300	$60,500	$61,500	$62,200	$0	$423,000
Grand Total	**$44,000**	**$55,000**	**$56,100**	**$57,100**	**$58,200**	**$59,300**	**$60,500**	**$61,500**	**$62,200**	**$0**	**$513,900**

10 Year Operating Impacts - None

CC-0010 - Climate Opportunities Fund

Project Status: Rolled Forward

Project Type: Corporate Services - Climate Change

Region: Grey County

Asset Category: Non Tangible Capital Asset

Description

This fund is designed to provide matching funds for climate change initiatives grant applications, strategic partnership investments to leverage community resources, and is a consolidation of previous partnership-based climate action projects including Accelerating Net-Zero Vehicles, Nature-Based Solutions, Climate Action Outreach and Greener Homes in Grey

Justification

This fund supports grants Grey County is applying for, or acts as our contribution to community-led initiatives that fulfill the mandate of Going Green in Grey. A more flexible fund allows staff to pivot towards opportunities (e.g. matching new funding announcements) and away from dead ends (e.g. funds allocated to match a grant we did not obtain). Upcoming projects include continuation of the Rural Recharge EV charging network, a Greener Homes in Grey program, continuation of the Transform the Lawn Project, and the Youth Climate Action Conference. Budget will be allocated to these projects to maximize impact and leverage external funders and partners.

10 Year Capital Forecast

	2026	2027	2028	2029	2030	2031	2032	2033	2034	2035	10 Year Total
49400 - Transfer From Reserve	($47,900)	$0	$0	$0	$0	$0	$0	$0	$0	$0	($47,900)
63754 - Promotion & Public Relations	$7,900	$0	$0	$0	$0	$0	$0	$0	$0	$0	$7,900
64102 - Professional & Consulting Fees	$40,000	$0	$0	$0	$0	$0	$0	$0	$0	$0	$40,000
Grand Total	**$0**	**$0**	**$0**	**$0**	**$0**	**$0**	**$0**	**$0**	**$0**	**$0**	**$0**

10 Year Operating Impacts - None

County Property

The property budget includes spending to help maintain Grey County administrative facilities such as the main Administration Building and Morrison Building in Owen Sound. This budget also includes debenture payments for previous construction.

Grey County Administration Building in Owen Sound.

County Property - Administration Building Capital
2026 Budget

Revenues

	2025 Budget	2025 Year End Projection	2026 Budget	2026 vs 2025 Budget	2027 Projection	2027 vs 2026 Budget
49400 - Transfer From Reserve	($160,300)	($80,500)	($43,700)	$116,600	($50,600)	($6,900)
52000 - Federal Conditional Grant	($30,000)	($30,000)	$0	$30,000	$0	$0
Grand Total	**($190,300)**	**($110,500)**	**($43,700)**	**$146,600**	**($50,600)**	**($6,900)**

Other Expenses

	2025 Budget	2025 Year End Projection	2026 Budget	2026 vs 2025 Budget	2027 Projection	2027 vs 2026 Budget
64403 - Bldg Contracted Services	$190,300	$310,000	$43,700	($146,600)	$25,000	($18,700)
64429 - Site Maintenance	$0	$0	$0	$0	$25,600	$25,600
69100 - Transfer to Reserves	$0	$0	$0	$0	$0	$0
69106 - Transfer to Reserve Asset Mgmt	$49,000	$49,000	$58,800	$9,800	$67,600	$8,800
Grand Total	**$239,300**	**$359,000**	**$102,500**	**($136,800)**	**$118,200**	**$15,700**

Net Levy

	2025 Budget	2025 Year End Projection	2026 Budget	2026 vs 2025 Budget	2027 Projection	2027 vs 2026 Budget
Property	$49,000	$248,500	$58,800	$9,800	$67,600	$8,800

County Property - Administration Building - Expansion and Renovation Capital Summary
2026 Budget

Other Expenses

	2025 Budget	2025 Year End Projection	2026 Budget	2026 vs 2025 Budget	2027 Projection	2027 vs 2026 Budget
62210 - Debenture - Interest Payments	$124,200	$124,200	$107,900	($16,300)	$91,100	($16,800)
68210 - Debenture/Debt Principal Pmts.	$582,300	$582,300	$598,600	$16,300	$615,400	$16,800
Grand Total	**$706,500**	**$706,500**	**$706,500**	**$0**	**$706,500**	**$0**

Net Levy

	2025 Budget	2025 Year End Projection	2026 Budget	2026 vs 2025 Budget	2027 Projection	2027 vs 2026 Budget
Property	$706,500	$706,500	$706,500	$0	$706,500	$0

Property Capital Projects - 2026 - 2035 Total Expenditures

	2026	2027	2028	2029	2030	2031	2032	2033	2034	2035	10 Year Total
Corporate Services - Property - Administration Building	**$765,300**	**$799,100**	**$799,200**	**$941,000**	**$833,700**	**$824,400**	**$135,900**	**$276,300**	**$179,700**	**$306,700**	**$5,861,300**
PRO-0001 - Administration Building - Debenture Payment	$706,500	$706,500	$706,500	$706,500	$706,500	$322,200	$0	$0	$0	$0	$3,854,700
PRO-0006 - Administration Building - Exterior Light Replacement	$0	$0	$0	$80,000	$0	$0	$0	$0	$0	$0	$80,000
PRO-0009 - Administration Building - Existing Public Washroom Upgrades - Lower Level	$0	$25,000	$0	$0	$0	$0	$0	$0	$0	$0	$25,000
PRO-0010 - Administration Building - Camera System Upgrades	$0	$0	$15,000	$0	$0	$0	$0	$0	$0	$0	$15,000
PRO-0011 - Administration Building - Auto Floor Scrubber	$0	$0	$0	$18,300	$0	$0	$0	$0	$0	$0	$18,300
PRO-0012 - Administration Building - Barrel Roof Vault Windows	$0	$0	$0	$46,800	$0	$0	$0	$0	$0	$0	$46,800
PRO-0013 - Administration Building - Repair and paint exterior and balcony decks	$0	$0	$0	$0	$12,200	$0	$0	$0	$0	$0	$12,200
PRO-0014 - Administration Building - Meeting Room Table and Chairs	$0	$0	$0	$0	$12,200	$0	$0	$0	$0	$0	$12,200
PRO-0015 - Administration Building - Capital Improvements	$58,800	$67,600	$77,700	$89,400	$102,800	$502,200	$135,900	$156,300	$179,700	$206,700	$1,577,100
PRO-0016 - Administration Building - Tractor	$0	$0	$0	$0	$0	$0	$0	$45,000	$0	$0	$45,000
PRO-0018 - Administration Building - Replace A/C in IT Server Room	$0	$0	$0	$0	$0	$0	$0	$25,000	$0	$0	$25,000
PRO-0019 - Administration Building - Repair Exterior Staircases	$0	$0	$0	$0	$0	$0	$0	$30,000	$0	$0	$30,000
PRO-0020 - Administration Building - Replace Domestic Water Heater and Softener	$0	$0	$0	$0	$0	$0	$0	$20,000	$0	$0	$20,000
PRO-0021 - Administration Building - Refurbish Kitchen Cabinetry	$0	$0	$0	$0	$0	$0	$0	$0	$0	$80,000	$80,000
PRO-0022 - Administration Building - Replace HVAC 6 with Heat Pump Hybrid	$0	$0	$0	$0	$0	$0	$0	$0	$0	$20,000	$20,000

	2026	2027	2028	2029	2030	2031	2032	2033	2034	2035	10 Year Total
Corporate Services - Property - Morrison Building	**$43,700**	**$25,600**	**$42,200**	**$0**	**$18,000**	**$0**	**$68,000**	**$25,000**	**$0**	**$25,000**	**$247,500**
PRO-0004 - Morrison Building - Replacement of Carpet and Vinyl Flooring in all Common Areas	$37,600	$0	$0	$0	$0	$0	$0	$0	$0	$0	$37,600
PRO-0005 - Morrison Building - Lighting Replacement	$0	$0	$42,200	$0	$0	$0	$0	$0	$0	$0	$42,200
PRO-0007 - Morrison Building - Parking Lot	$0	$25,600	$0	$0	$0	$0	$0	$0	$0	$0	$25,600
PRO-0008 - Morrison Building - Fire Alarm Panel	$6,100	$0	$0	$0	$0	$0	$0	$0	$0	$0	$6,100
PRO-0023 - Morrison Building - Replace Vinyl Siding	$0	$0	$0	$0	$18,000	$0	$0	$0	$0	$0	$18,000
PRO-0024 - Morrison Building - Replace Entry Doors	$0	$0	$0	$0	$0	$0	$0	$0	$0	$15,000	$15,000
PRO-0025 - Morrison Building - Roof Replacement	$0	$0	$0	$0	$0	$0	$58,000	$0	$0	$0	$58,000
PRO-0026 - Morrison Building - Refurbish Kitchen Cabinetry and Finishes	$0	$0	$0	$0	$0	$0	$10,000	$0	$0	$0	$10,000
PRO-0027 - Morrison Building - Elevator Lift Modernization	$0	$0	$0	$0	$0	$0	$0	$25,000	$0	$0	$25,000
PRO-0028 - Morrison Building - Replace Domestic Water Heater with Heat Pump	$0	$0	$0	$0	$0	$0	$0	$0	$0	$10,000	$10,000
Grand Total	**$809,000**	**$824,700**	**$841,400**	**$941,000**	**$851,700**	**$824,400**	**$203,900**	**$301,300**	**$179,700**	**$331,700**	**$6,108,800**

PRO-0001 - Administration Building - Debenture Payment

Project Status: Recurring

Project Type: Corporate Services - Property - Administration Building

Region: Owen Sound

Asset Category: Non Tangible Capital Asset

Description

The Administration Building renovation and expansion project was completed in 2018 with $7,226,733 financed by borrowing from the WSIB Reserve, Working Capital Reserve and the Capital Infrastructure Reserve

Justification

The internally financed borrowing was authorized by By-Law 5041-19 January 10, 2019 for a term of 13 years with an interest rate of 2.8% per annum. Final payment of $322,240 in 2031.

10 Year Capital Forecast

	2026	2027	2028	2029	2030	2031	2032	2033	2034	2035	10 Year Total
62210 - Debenture - Interest Payments	$107,900	$91,100	$73,900	$56,200	$37,900	$19,200	$0	$0	$0	$0	$386,200
68210 - Debenture/Debt Principal Pmts.	$598,600	$615,400	$632,600	$650,300	$668,600	$303,000	$0	$0	$0	$0	$3,468,500
Grand Total	**$706,500**	**$706,500**	**$706,500**	**$706,500**	**$706,500**	**$322,200**	**$0**	**$0**	**$0**	**$0**	**$3,854,700**

10 Year Operating Impacts - None

PRO-0009 - Administration Building - Existing Public Washroom Upgrades - Lower Level

Project Status: Rolled Forward

Project Type: Corporate Services - Property - Administration Building

Region: Owen Sound

Asset Category: Buildings

Description

Replace flooring, vanity and fixtures in bathroom

Justification

Bathrooms at end of useful life and require upgrades

10 Year Capital Forecast

	2026	2027	2028	2029	2030	2031	2032	2033	2034	2035	10 Year Total
49400 - Transfer From Reserve	$0	($25,000)	$0	$0	$0	$0	$0	$0	$0	$0	($25,000)
64403 - Bldg Contracted Services	$0	$25,000	$0	$0	$0	$0	$0	$0	$0	$0	$25,000
Grand Total	**$0**	**$0**	**$0**	**$0**	**$0**	**$0**	**$0**	**$0**	**$0**	**$0**	**$0**

10 Year Operating Impacts - None

PRO-0010 - Administration Building - Camera System Upgrades

Project Status: Rolled Forward

Project Type: Corporate Services - Property - Administration Building

Region: Owen Sound

Asset Category: Buildings

Description

Replace existing camera system in building at end of useful life

Justification

Provide security and safety for building, staff and visitors.

10 Year Capital Forecast

	2026	2027	2028	2029	2030	2031	2032	2033	2034	2035	10 Year Total
49400 - Transfer From Reserve	$0	$0	($15,000)	$0	$0	$0	$0	$0	$0	$0	($15,000)
64403 - Bldg Contracted Services	$0	$0	$15,000	$0	$0	$0	$0	$0	$0	$0	$15,000
Grand Total	**$0**	**$0**	**$0**	**$0**	**$0**	**$0**	**$0**	**$0**	**$0**	**$0**	**$0**

10 Year Operating Impacts - None

PRO-0015 - Administration Building - Capital Improvements

Project Status: Recurring

Project Type: Corporate Services - Property - Administration Building

Region: Owen Sound

Asset Category: Non Tangible Capital Asset

Description

Contributions to reserve ensure sufficient funds are available for future capital requirements.

Justification

Failure to transfer adequate funds to reserve will result in spikes in the levy in future years when repairs are needed

10 Year Capital Forecast

	2026	2027	2028	2029	2030	2031	2032	2033	2034	2035	10 Year Total
69106 - Transfer to Reserve Asset Mgmt	$58,800	$67,600	$77,700	$89,400	$102,800	$502,200	$135,900	$156,300	$179,700	$206,700	$1,577,100
Grand Total	**$58,800**	**$67,600**	**$77,700**	**$89,400**	**$102,800**	**$502,200**	**$135,900**	**$156,300**	**$179,700**	**$206,700**	**$1,577,100**

10 Year Operating Impacts - None

PRO-0004 - Morrison Building - Replacement of Carpet and Vinyl Flooring in all Common Areas

Project Status: Rebudgeted

Project Type: Corporate Services - Property - Morrison Building

Region: Owen Sound

Asset Category: Buildings

Description

Replace existing carpet and vinyl floors with new slip resistant flooring.

Justification

Improve building safety

10 Year Capital Forecast

	2026	2027	2028	2029	2030	2031	2032	2033	2034	2035	10 Year Total
49400 - Transfer From Reserve	($37,600)	$0	$0	$0	$0	$0	$0	$0	$0	$0	($37,600)
64403 - Bldg Contracted Services	$37,600	$0	$0	$0	$0	$0	$0	$0	$0	$0	$37,600
Grand Total	**$0**	**$0**	**$0**	**$0**	**$0**	**$0**	**$0**	**$0**	**$0**	**$0**	**$0**

10 Year Operating Impacts - None

PRO-0005 - Morrison Building - Lighting Replacement

Project Status: Rebudgeted

Project Type: Corporate Services - Property - Morrison Building

Region: Owen Sound

Asset Category: Buildings

Description

Replace existing lighting with new LED lighting to reduce hydro costs to the building.

Justification

LED lights provide greater visibility as well to reduce any health and safety concerns and improve energy efficiency

10 Year Capital Forecast

	2026	2027	2028	2029	2030	2031	2032	2033	2034	2035	10 Year Total
49400 - Transfer From Reserve	$0	$0	($42,200)	$0	$0	$0	$0	$0	$0	$0	($42,200)
64403 - Bldg Contracted Services	$0	$0	$42,200	$0	$0	$0	$0	$0	$0	$0	$42,200
Grand Total	**$0**	**$0**	**$0**	**$0**	**$0**	**$0**	**$0**	**$0**	**$0**	**$0**	**$0**

10 Year Operating Impacts - None

PRO-0007 - Morrison Building - Parking Lot

Project Status: Rolled Forward

Project Type: Corporate Services - Property - Morrison Building

Region: Owen Sound

Asset Category: Land and Land Improvements

Description

New compacted granular fill and asphalt installed along with new barrier free parking symbols and signs.

Justification

Improve parking lot accessibility and safety

10 Year Capital Forecast

	2026	2027	2028	2029	2030	2031	2032	2033	2034	2035	10 Year Total
49400 - Transfer From Reserve	$0	($25,600)	$0	$0	$0	$0	$0	$0	$0	$0	($25,600)
64429 - Site Maintenance	$0	$25,600	$0	$0	$0	$0	$0	$0	$0	$0	$25,600
Grand Total	**$0**	**$0**	**$0**	**$0**	**$0**	**$0**	**$0**	**$0**	**$0**	**$0**	**$0**

10 Year Operating Impacts - None

PRO-0008 - Morrison Building - Fire Alarm Panel

Project Status: Rolled Forward

Project Type: Corporate Services - Property - Morrison Building

Region: Owen Sound

Asset Category: Buildings

Description

Replace existing fire alarm panel that is at the end of its life cycle

Justification

Maintain health and safety standards for the building

10 Year Capital Forecast

	2026	2027	2028	2029	2030	2031	2032	2033	2034	2035	10 Year Total
49400 - Transfer From Reserve	($6,100)	$0	$0	$0	$0	$0	$0	$0	$0	$0	($6,100)
64403 - Bldg Contracted Services	$6,100	$0	$0	$0	$0	$0	$0	$0	$0	$0	$6,100
Grand Total	**$0**	**$0**	**$0**	**$0**	**$0**	**$0**	**$0**	**$0**	**$0**	**$0**	**$0**

10 Year Operating Impacts - None

Grey County
Colour It Your Way
Planning and Community Dev.
Sydenham Campus
REGIONAL SKILLS TRAINING TRADES & INNOVATION CENTRE
[gath-er]
in Grey County
GREY COUNTY TOUR

Planning and Community Development Summary

The Planning and Community Development functional area of the budget focuses on areas of land use planning, agricultural programs, and County forests and trails.

Planning

Land use planning guides how land is used in cities and rural areas. It helps communities grow in a way that is safe and sustainable. Planning involves listening to the community and considering how development will impact people, nature, transportation needs, and existing or planned infrastructure. Through careful planning, Grey County strives to create healthy, sustainable communities where residents can live, work, and play for generations to come, and where businesses can flourish.

Agriculture and Forestry

Grey County manages about 8,000 acres of forests across 45 separate properties. These forests provide clean air, water filtration, and wildlife habitat. County forests are available for public recreational use including hiking, cross-country skiing, and hunting in designated areas. Grey County also supports the Agricultural community through funding support to Grey Ag Services and managing the nuisance beaver and coyote programs.

Capital Projects - Total Expenditures 2026 - 2028

	2026	2027	2028	3 Year Total
Planning and Community Development - Economic Development	**418,600.00**	**502,900.00**	**281,000.00**	**1,202,500.00**
ECD-0002 - Skills Training, Trades & Innovation Initiative (Sydenham Campus)	320,400.00	475,300.00	253,000.00	1,048,700.00
ECD-0003 - Tourism Signage	1,100.00	1,100.00	1,200.00	3,400.00
ECD-0004 - Tourism Vehicle	68,700.00	7,900.00	7,900.00	84,500.00
ECD-0005 - Economic Development, Tourism and Culture Strategic Master Plan	13,400.00	13,600.00	13,800.00	40,800.00
ECD-0006 - Tourism Website	15,000.00	5,000.00	5,100.00	25,100.00
Planning and Community Development - Forestry and Trails	**226,000.00**	**214,000.00**	**198,700.00**	**638,700.00**
FTL-0003 - Major Repairs/Rehabilitation of Structures on CP Rail Trail	68,300.00	70,000.00	71,800.00	210,100.00
FTL-0005 - CP Rail Trail Land Survey Project	25,000.00	25,000.00	0.00	50,000.00

	2026	2027	2028	3 Year Total
FTL-0006 - Culvert/Bridge Assessment Update	16,000.00	0.00	5,500.00	21,500.00
FTL-0014 - Transfer to Trails Reserve for Future Capital Needs	116,700.00	119,000.00	121,400.00	357,100.00
Planning and Community Development - Grey Roots	**623,600.00**	**363,700.00**	**264,400.00**	**1,251,700.00**
HER-0001 - Grey Roots - Grey County Gallery Update	10,000.00	10,200.00	10,400.00	30,600.00
HER-0002 - Grey Roots - Flat Roof Replacement	385,000.00	0.00	0.00	385,000.00
HER-0004 - Grey Roots - Electric Riding Lawn Mower	1,500.00	4,500.00	38,300.00	44,300.00
HER-0006 - Grey Roots - Theatre Improvements	19,800.00	12,200.00	12,400.00	44,400.00
HER-0007 - Grey Roots - Front of House Upgrades	25,000.00	0.00	0.00	25,000.00
HER-0008 - Grey Roots - Digital Museum / Website	4,100.00	4,200.00	4,300.00	12,600.00
HER-0011 - Grey Roots - Update Road Signage	40,000.00	0.00	0.00	40,000.00
HER-0012 - Grey Roots - Equipment Upgrades - Archives	1,700.00	1,800.00	1,800.00	5,300.00
HER-0015 - Grey Roots - Replace Domestic Water Tanks	20,700.00	0.00	0.00	20,700.00
HER-0016 - Grey Roots - Replace Domestic Hot Water Heater	11,500.00	0.00	0.00	11,500.00
HER-0017 - Grey Roots - Replace Domestic Water Ultraviolet Disinfection System	0.00	10,400.00	0.00	10,400.00
HER-0018 - Grey Roots - Domestic Water Softener	0.00	3,000.00	0.00	3,000.00
HER-0019 - Grey Roots - Replacement of CCTV System	0.00	21,900.00	0.00	21,900.00
HER-0020 - Heritage Village - Replace roofing	0.00	184,000.00	0.00	184,000.00
HER-0021 - Grey Roots - Replace Emergency Fire Pump System	0.00	0.00	58,000.00	58,000.00
HER-0022 - Grey Roots - Replace Domestic Water System Turbidimeter and Water Disinfection System	0.00	0.00	15,200.00	15,200.00

	2026	2027	2028	3 Year Total
HER-0037 - Grey Roots - Tractor	2,700.00	2,700.00	2,700.00	8,100.00
HER-0041 - Grey Roots - Front of House Update	11,300.00	11,500.00	11,700.00	34,500.00
HER-0042 - Grey Roots - Capital Improvements to - Moreston Village Buildings	24,000.00	24,600.00	25,200.00	73,800.00
HER-0043 - Grey Roots - Capital Improvements to Main Building (BCA)	66,300.00	72,700.00	84,400.00	223,400.00
Planning and Community Development - Planning	**263,000.00**	**159,900.00**	**160,300.00**	**583,200.00**
PLN-0001 - Age-Friendly Community Strategy/Action Plan	7,200.00	2,200.00	2,300.00	11,700.00
PLN-0002 - Archaeological Management Plan	7,000.00	0.00	0.00	7,000.00
PLN-0003 - Housing Action Plan Implementation	34,200.00	14,300.00	14,300.00	62,800.00
PLN-0004 - Multi-Function Plotter/Scanner (MFP)	5,000.00	5,100.00	5,200.00	15,300.00
PLN-0005 - Growth Management Study Updates	1,200.00	1,200.00	76,300.00	78,700.00
PLN-0006 - Development Charges - 5 Year Review	68,300.00	2,000.00	2,000.00	72,300.00
PLN-0007 - Bedrock and Shale Resource Study	0.00	75,000.00	0.00	75,000.00
PLN-0008 - Official Plan Background Studies and Official Plan Update	10,100.00	60,100.00	60,200.00	130,400.00
PLN-0010 - Planning - Site Preparation for Surplus Lands	130,000.00	0.00	0.00	130,000.00
Grand Total	**1,531,200.00**	**1,240,500.00**	**904,400.00**	**3,676,100.00**

Planning and Community Development Summary - Total Expenditures
10 Year Capital Forecast 2026-2035

	2026	2027	2028	2029	2030	2031	2032	2033	2034	2035	10 Year Total
Planning and Community Development - Economic Development	**$418,600**	**$502,900**	**$281,000**	**$477,400**	**$452,500**	**$150,400**	**$407,100**	**$240,700**	**$135,200**	**$239,600**	**$3,305,400**
ECD-0002 - Skills Training, Trades & Innovation Initiative (Sydenham Campus)	$320,400	$475,300	$253,000	$349,700	$383,800	$121,100	$310,500	$105,500	$104,900	$168,800	$2,593,000
ECD-0003 - Tourism Signage	$1,100	$1,100	$1,200	$1,200	$1,200	$1,300	$1,300	$1,300	$1,400	$1,400	$12,500
ECD-0004 - Tourism Vehicle	$68,700	$7,900	$7,900	$8,000	$8,100	$8,300	$75,400	$8,700	$8,700	$8,900	$210,600
ECD-0005 - Economic Development, Tourism and Culture Strategic Master Plan	$13,400	$13,600	$13,800	$113,300	$14,200	$14,400	$14,600	$119,800	$14,800	$15,000	$346,900
ECD-0006 - Tourism Website	$15,000	$5,000	$5,100	$5,200	$45,200	$5,300	$5,300	$5,400	$5,400	$45,500	$142,400
Planning and Community Development - Forestry and Trails	**$226,000**	**$214,000**	**$198,700**	**$197,400**	**$218,000**	**$206,100**	**$216,600**	**$215,200**	**$226,400**	**$224,700**	**$2,143,100**
FTL-0003 - Major Repairs/Rehabilitation of Structures on CP Rail Trail	$68,300	$70,000	$71,800	$73,600	$75,400	$77,300	$79,200	$81,200	$83,200	$85,200	$765,200
FTL-0005 - CP Rail Trail Land Survey Project	$25,000	$25,000	$0	$0	$0	$0	$0	$0	$0	$0	$50,000
FTL-0006 - Culvert/Bridge Assessment Update	$16,000	$0	$5,500	$0	$16,300	$0	$6,000	$0	$6,500	$0	$50,300
FTL-0014 - Transfer to Trails Reserve for Future Capital Needs	$116,700	$119,000	$121,400	$123,800	$126,300	$128,800	$131,400	$134,000	$136,700	$139,500	$1,277,600
Planning and Community Development - Grey Roots	**$623,600**	**$363,700**	**$264,400**	**$341,200**	**$318,700**	**$222,000**	**$220,500**	**$277,600**	**$439,300**	**$178,000**	**$3,249,000**
HER-0001 - Grey Roots - Grey County Gallery Update	$10,000	$10,200	$10,400	$10,600	$10,800	$11,000	$11,200	$11,400	$11,600	$11,800	$109,000
HER-0002 - Grey Roots - Flat Roof Replacement	$385,000	$0	$0	$0	$0	$0	$0	$0	$0	$0	$385,000
HER-0004 - Grey Roots - Electric Riding Lawn Mower	$1,500	$4,500	$38,300	$4,700	$4,800	$4,900	$5,000	$5,100	$43,900	$5,300	$118,000
HER-0006 - Grey Roots - Theatre Improvements	$19,800	$12,200	$12,400	$2,400	$2,600	$2,700	$2,800	$2,900	$3,000	$3,100	$63,900
HER-0007 - Grey Roots - Front of House Upgrades	$25,000	$0	$0	$0	$0	$0	$0	$0	$0	$0	$25,000
HER-0008 - Grey Roots - Digital Museum / Website	$4,100	$4,200	$4,300	$4,400	$49,500	$4,600	$4,700	$4,800	$4,900	$55,000	$140,500
HER-0011 - Grey Roots - Update Road Signage	$40,000	$0	$0	$0	$0	$0	$0	$0	$0	$0	$40,000
HER-0012 - Grey Roots - Equipment Upgrades - Archives	$1,700	$1,800	$1,800	$1,800	$1,900	$1,900	$1,900	$1,900	$1,900	$1,900	$18,500

	2026	2027	2028	2029	2030	2031	2032	2033	2034	2035	10 Year Total
HER-0015 - Grey Roots - Replace Domestic Water Tanks	$20,700	$0	$0	$0	$0	$0	$0	$0	$0	$0	$20,700
HER-0016 - Grey Roots - Replace Domestic Hot Water Heater	$11,500	$0	$0	$0	$0	$0	$0	$13,200	$0	$0	$24,700
HER-0017 - Grey Roots - Replace Domestic Water Ultraviolet Disinfection System	$0	$10,400	$0	$0	$0	$0	$0	$0	$0	$0	$10,400
HER-0018 - Grey Roots - Domestic Water Softener	$0	$3,000	$0	$0	$0	$0	$0	$0	$0	$0	$3,000
HER-0019 - Grey Roots - Replacement of CCTV System	$0	$21,900	$0	$0	$0	$0	$0	$0	$0	$0	$21,900
HER-0020 - Heritage Village - Replace roofing	$0	$184,000	$0	$0	$0	$0	$0	$0	$0	$0	$184,000
HER-0021 - Grey Roots - Replace Emergency Fire Pump System	$0	$0	$58,000	$0	$0	$0	$0	$0	$0	$0	$58,000
HER-0022 - Grey Roots - Replace Domestic Water System Turbidimeter and Water Disinfection System	$0	$0	$15,200	$0	$0	$0	$0	$0	$0	$0	$15,200
HER-0023 - Grey Roots - Replacement of Water Filtration System	$0	$0	$0	$23,900	$0	$0	$0	$0	$0	$0	$23,900
HER-0024 - Grey Roots - Replacement of Door Entry Systems	$0	$0	$0	$23,400	$0	$0	$0	$0	$0	$0	$23,400
HER-0025 - Grey Roots - Replace Communications Room Backup Generator	$0	$0	$0	$2,700	$0	$0	$0	$0	$0	$0	$2,700
HER-0026 - Grey Roots - Replacement of Variable Actuator Valve boxes for the HVAC Systems	$0	$0	$0	$23,000	$0	$0	$0	$0	$0	$0	$23,000
HER-0027 - Grey Roots - Aluminum Glazed Doors	$0	$0	$0	$48,800	$0	$0	$0	$0	$0	$0	$48,800
HER-0028 - Grey Roots - Replace Exhaust Fans	$0	$0	$0	$43,000	$0	$0	$0	$0	$0	$0	$43,000
HER-0029 - Grey Roots - Pump House Exhaust Fans and Louver	$0	$0	$0	$9,800	$0	$0	$0	$0	$0	$0	$9,800
HER-0030 - Grey Roots - Replace Loading Dock Unit Heater	$0	$0	$0	$6,000	$0	$0	$0	$0	$0	$0	$6,000
HER-0031 - Grey Roots - Replace Water Well Pump	$0	$0	$0	$0	$11,000	$0	$0	$0	$0	$0	$11,000
HER-0032 - Grey Roots - Replace Skylights	$0	$0	$0	$0	$3,700	$0	$0	$0	$0	$0	$3,700
HER-0033 - Grey Roots - Replace Service Doors	$0	$0	$0	$0	$37,300	$0	$0	$0	$0	$0	$37,300
HER-0034 - Grey Roots - Replace Overhead Doors	$0	$0	$0	$0	$12,400	$0	$0	$0	$0	$0	$12,400

	2026	2027	2028	2029	2030	2031	2032	2033	2034	2035	10 Year Total
HER-0035 - Heritage Village - Replace Rice Blacksmith Roof	$0	$0	$0	$0	$18,100	$0	$0	$0	$0	$0	$18,100
HER-0036 - Heritage Village - Moor Muir Engine Shop Radiant Tube & Unit Heater	$0	$0	$0	$0	$16,800	$0	$0	$0	$0	$0	$16,800
HER-0037 - Grey Roots - Tractor	$2,700	$2,700	$2,700	$2,700	$2,800	$29,900	$3,000	$3,100	$3,200	$3,300	$56,100
HER-0038 - Grey Roots - Repair Exterior Cedar Siding	$0	$0	$0	$0	$0	$6,700	$0	$0	$0	$0	$6,700
HER-0039 - Heritage Village - Bluewater Garage Pine Siding Replacement	$0	$0	$0	$0	$0	$0	$18,100	$0	$0	$0	$18,100
HER-0040 - Heritage Village - LED Lighting	$0	$0	$0	$0	$0	$0	$0	$47,500	$0	$0	$47,500
HER-0041 - Grey Roots - Front of House Update	$11,300	$11,500	$11,700	$11,900	$12,200	$12,400	$12,600	$12,900	$13,200	$0	$109,700
HER-0042 - Grey Roots - Capital Improvements to - Moreston Village Buildings	$24,000	$24,600	$25,200	$25,800	$26,400	$27,100	$27,800	$28,500	$29,200	$0	$238,600
HER-0043 - Grey Roots - Capital Improvements to Main Building (BCA)	$66,300	$72,700	$84,400	$96,300	$108,400	$120,800	$133,400	$146,300	$159,400	$0	$988,000
HER-0045 - Grey Roots - Marmoleum Flooring Replacement	$0	$0	$0	$0	$0	$0	$0	$0	$145,400	$0	$145,400
HER-0046 - Grey Roots - Replace Fume Hood	$0	$0	$0	$0	$0	$0	$0	$0	$13,500	$0	$13,500
HER-0047 - Grey Roots - Replace Well Pump	$0	$0	$0	$0	$0	$0	$0	$0	$10,100	$0	$10,100
HER-0049 - Grey Roots - Replace BAS Hardware & Software	$0	$0	$0	$0	$0	$0	$0	$0	$0	$52,200	$52,200
HER-0050 - Grey Roots - Heritage Village - Moor & Muir Engine Works Building Overhead Doors	$0	$0	$0	$0	$0	$0	$0	$0	$0	$24,800	$24,800
HER-0051 - Grey Roots - Heritage Village - Moor & Muir Engine Works Building - Exterior Doors	$0	$0	$0	$0	$0	$0	$0	$0	$0	$20,600	$20,600
Planning and Community Development - Planning	**$263,000**	**$159,900**	**$160,300**	**$91,900**	**$31,100**	**$104,600**	**$31,900**	**$32,300**	**$61,700**	**$113,100**	**$1,049,800**
PLN-0001 - Age-Friendly Community Strategy/Action Plan	$7,200	$2,200	$2,300	$2,300	$2,400	$2,400	$2,500	$2,500	$2,600	$2,600	$29,000
PLN-0002 - Archaeological Management Plan	$7,000	$0	$0	$0	$0	$0	$0	$0	$0	$0	$7,000
PLN-0003 - Housing Action Plan Implementation	$34,200	$14,300	$14,300	$14,500	$14,700	$9,500	$9,600	$9,700	$9,800	$9,900	$135,000

	2026	2027	2028	2029	2030	2031	2032	2033	2034	2035	10 Year Total
PLN-0004 - Multi-Function Plotter/Scanner (MFP)	$5,000	$5,100	$5,200	$31,600	$5,400	$5,500	$5,600	$5,700	$34,800	$5,900	$109,800
PLN-0005 - Growth Management Study Updates	$1,200	$1,200	$76,300	$1,500	$1,600	$1,700	$1,800	$1,900	$2,000	$2,100	$91,300
PLN-0006 - Development Charges - 5 Year Review	$68,300	$2,000	$2,000	$2,000	$2,000	$75,200	$2,000	$2,000	$2,000	$82,000	$239,500
PLN-0007 - Bedrock and Shale Resource Study	$0	$75,000	$0	$0	$0	$0	$0	$0	$0	$0	$75,000
PLN-0008 - Official Plan Background Studies and Official Plan Update	$10,100	$60,100	$60,200	$40,200	$10,300	$10,300	$10,400	$10,500	$10,500	$10,600	$233,200
PLN-0010 - Planning - Site Preparation for Surplus Lands	$130,000	$0	$0	$0	$0	$0	$0	$0	$0	$0	$130,000
Grand Total	**$1,531,200**	**$1,240,500**	**$904,400**	**$1,107,900**	**$1,020,300**	**$683,100**	**$876,100**	**$765,800**	**$862,600**	**$755,400**	**$9,747,300**

Planning and Community Development Summary - Net Levy
10 Year Capital Forecast 2026-2035

	2026	2027	2028	2029	2030	2031	2032	2033	2034	2035	10 Year Total
Planning and Community Development - Economic Development	$111,200	$113,300	$115,600	$117,900	$135,100	$122,600	$124,900	$127,300	$129,300	$146,800	$1,244,000
Planning and Community Development - Forestry and Trails	$116,700	$119,000	$121,400	$123,800	$126,300	$128,800	$131,400	$134,000	$136,700	$139,500	$1,277,600
Planning and Community Development - Grey Roots	$123,800	$134,400	$147,500	$160,600	$174,400	$188,300	$202,400	$216,900	$231,600	$30,400	$1,610,300
Planning and Community Development - Planning	$24,700	$24,900	$25,300	$25,600	$26,100	$26,400	$26,900	$27,300	$27,700	$28,100	$263,000
Grand Total	**$376,400**	**$391,600**	**$409,800**	**$427,900**	**$461,900**	**$466,100**	**$485,600**	**$505,500**	**$525,300**	**$344,800**	**$4,394,900**

Planning

The Planning function of the capital budget supports projects and investments that support land use planning, policy development, and strategic planning. Planning helps ensures our communities can grows in healthy ways that protect our valued natural assets, farmland, and way of life.

Planning Capital Highlights

Implementing the Housing Action Plan.

5-year review of Development Charges.

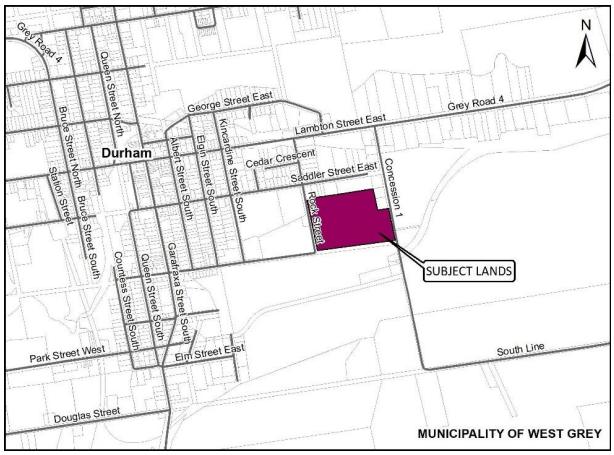

Site preparation for surplus lands.

Supporting the Age-Friendly Community Strategy and Action Plan.

Planning Department - General Capital Summary
2026 Budget

Revenues

	2025 Budget	2025 Year End Projection	2026 Budget	2026 vs 2025 Budget	2027 Projection	2027 vs 2026 Budget
49400 - Transfer From Reserve	($7,100)	($7,100)	$0	$7,100	($75,000)	($75,000)
49405 - From Reserve - One Time Fundin	$0	$0	($130,000)	($130,000)	$0	$130,000
49415 - From Reserve - Dev. Charges	($52,900)	($52,900)	$0	$52,900	($50,000)	($50,000)
Grand Total	**($60,000)**	**($60,000)**	**($130,000)**	**($70,000)**	**($125,000)**	**$5,000**

Other Expenses

	2025 Budget	2025 Year End Projection	2026 Budget	2026 vs 2025 Budget	2027 Projection	2027 vs 2026 Budget
63042 - Equip/Furniture Purchases	$0	$0	$0	$0	$0	$0
64012 - Professional & Consulting Fees	$0	$0	$85,000	$85,000	$0	($85,000)
64102 - Professional & Consulting Fees	$60,000	$60,000	$15,000	($45,000)	$125,000	$110,000
64429 - Site Maintenance	$0	$0	$30,000	$30,000	$0	($30,000)
69100 - Transfer to Reserves	$19,400	$19,400	$17,700	($1,700)	$17,800	$100
69106 - Transfer to Reserve Asset Mgmt	$4,900	$4,900	$5,000	$100	$5,100	$100
Grand Total	**$84,300**	**$84,300**	**$152,700**	**$68,400**	**$147,900**	**($4,800)**

Net Levy

	2025 Budget	2025 Year End Projection	2026 Budget	2026 vs 2025 Budget	2027 Projection	2027 vs 2026 Budget
Planning	$24,300	$24,300	$22,700	($1,600)	$22,900	$200

Planning Department - Capital Age Friendly Community Strategy Capital Summary
2026 Budget

Revenues

	2025 Budget	2025 Year End Projection	2026 Budget	2026 vs 2025 Budget	2027 Projection	2027 vs 2026 Budget
49400 - Transfer From Reserve	($2,500)	($1,500)	($2,500)	$0	$0	$2,500
49415 - From Reserve - Dev. Charges	($2,500)	($2,500)	($2,500)	$0	$0	$2,500
Grand Total	**($5,000)**	**($4,000)**	**($5,000)**	**$0**	**$0**	**$5,000**

Other Expenses

	2025 Budget	2025 Year End Projection	2026 Budget	2026 vs 2025 Budget	2027 Projection	2027 vs 2026 Budget
64102 - Professional & Consulting Fees	$5,000	$4,000	$5,000	$0	$0	($5,000)
Grand Total	**$5,000**	**$4,000**	**$5,000**	**$0**	**$0**	**($5,000)**

Net Levy

	2025 Budget	2025 Year End Projection	2026 Budget	2026 vs 2025 Budget	2027 Projection	2027 vs 2026 Budget
Age Friendly Community Strategy	$0	$0	$0	$0	$0	$0

Planning Department - Housing Action Plan Capital Summary
2026 Budget

Revenues

	2025 Budget	2025 Year End Projection	2026 Budget	2026 vs 2025 Budget	2027 Projection	2027 vs 2026 Budget
49400 - Transfer From Reserve	($30,000)	($8,000)	($30,000)	$0	($10,000)	$20,000
Grand Total	**($30,000)**	**($8,000)**	**($30,000)**	**$0**	**($10,000)**	**$20,000**

Other Expenses

	2025 Budget	2025 Year End Projection	2026 Budget	2026 vs 2025 Budget	2027 Projection	2027 vs 2026 Budget
64102 - Professional & Consulting Fees	$30,000	$8,000	$30,000	$0	$10,000	($20,000)
Grand Total	**$30,000**	**$8,000**	**$30,000**	**$0**	**$10,000**	**($20,000)**

Net Levy

	2025 Budget	2025 Year End Projection	2026 Budget	2026 vs 2025 Budget	2027 Projection	2027 vs 2026 Budget
Housing Action Plan	$0	$0	$0	$0	$0	$0

Planning Department - Archeological Management Plan Capital Summary 2026 Budget

Revenues

	2025 Budget	2025 Year End Projection	2026 Budget	2026 vs 2025 Budget	2027 Projection	2027 vs 2026 Budget
49400 - Transfer From Reserve	($17,500)	($17,500)	($7,000)	$10,500	$0	$7,000
49415 - From Reserve - Dev. Charges	($17,500)	($17,500)	$0	$17,500	$0	$0
Grand Total	**($35,000)**	**($35,000)**	**($7,000)**	**$28,000**	**$0**	**$7,000**

Other Expenses

	2025 Budget	2025 Year End Projection	2026 Budget	2026 vs 2025 Budget	2027 Projection	2027 vs 2026 Budget
64102 - Professional & Consulting Fees	$35,000	$35,000	$7,000	($28,000)	$0	($7,000)
Grand Total	**$35,000**	**$35,000**	**$7,000**	**($28,000)**	**$0**	**($7,000)**

Net Levy

	2025 Budget	2025 Year End Projection	2026 Budget	2026 vs 2025 Budget	2027 Projection	2027 vs 2026 Budget
Archeological Management Plan	$0	$0	$0	$0	$0	$0

Planning Department - Development Charges Study Capital Summary 2026 Budget

Revenues

	2025 Budget	2025 Year End Projection	2026 Budget	2026 vs 2025 Budget	2027 Projection	2027 vs 2026 Budget
49415 - From Reserve - Dev. Charges	$0	$0	($66,300)	($66,300)	$0	$66,300
Grand Total	**$0**	**$0**	**($66,300)**	**($66,300)**	**$0**	**$66,300**

Other Expenses

	2025 Budget	2025 Year End Projection	2026 Budget	2026 vs 2025 Budget	2027 Projection	2027 vs 2026 Budget
64102 - Professional & Consulting Fees	$0	$0	$66,300	$66,300	$0	($66,300)
69100 - Transfer to Reserves	$0	$0	$2,000	$2,000	$2,000	$0
Grand Total	**$0**	**$0**	**$68,300**	**$68,300**	**$2,000**	**($66,300)**

Net Levy

	2025 Budget	2025 Year End Projection	2026 Budget	2026 vs 2025 Budget	2027 Projection	2027 vs 2026 Budget
Planning	$0	$0	$2,000	$2,000	$2,000	$0

Property Capital Projects - 2026 - 2035 Total Expenditures

	2026	2027	2028	2029	2030	2031	2032	2033	2034	2035	10 Year Total
PLN-0001 - Age-Friendly Community Strategy/Action Plan	$7,200	$2,200	$2,300	$2,300	$2,400	$2,400	$2,500	$2,500	$2,600	$2,600	$29,000
PLN-0002 - Archaeological Management Plan	$7,000	$0	$0	$0	$0	$0	$0	$0	$0	$0	$7,000
PLN-0003 - Housing Action Plan Implementation	$34,200	$14,300	$14,300	$14,300	$9,400	$9,500	$9,600	$9,700	$9,800	$9,900	$135,000
PLN-0004 - Multi-Function Plotter/Scanner (MFP)	$5,000	$5,100	$5,200	$31,600	$5,400	$5,500	$5,600	$5,700	$34,800	$5,900	$109,800
PLN-0005 - Growth Management Study Updates	$1,200	$1,200	$76,300	$1,500	$1,600	$1,700	$1,800	$1,900	$2,000	$2,100	$91,300
PLN-0006 - Development Charges - 5 Year Review	$68,300	$2,000	$2,000	$2,000	$2,000	$75,200	$2,000	$2,000	$2,000	$82,000	$239,500
PLN-0007 - Bedrock and Shale Resource Study	$0	$75,000	$0	$0	$0	$0	$0	$0	$0	$0	$75,000
PLN-0008 - Official Plan Background Studies and Official Plan Update	$10,100	$60,100	$60,200	$40,200	$10,300	$10,300	$10,400	$10,500	$10,500	$10,600	$233,200
PLN-0010 - Planning - Site Preparation for Surplus Lands	$130,000	$0	$0	$0	$0	$0	$0	$0	$0	$0	$130,000
Grand Total	**$263,000**	**$159,900**	**$160,300**	**$91,900**	**$31,100**	**$104,600**	**$31,900**	**$32,300**	**$61,700**	**$113,100**	**$1,049,800**

PLN-0001 - Age-Friendly Community Strategy/Action Plan

Project Status: Recurring

Project Type: Planning and Community Development - Planning

Region: Grey County

Asset Category: Non Tangible Capital Asset

Description

Implementation of the Age-Friendly Community Strategy/Action Plan that was passed.

Justification

The Age-Friendly Community Strategy provides a roadmap to guide the corporation, and also inform the work of local municipalities and other community partners to help ensure that decisions and actions reflect and respond to the needs of youth and older adults in our communities. The strategy was finalized and now staff are working on implementing the strategy. Many of the items in the strategy are low or no cost, but there will be some items where implementation money will be required. Examples of what this funding could be used for include the short term recommendations of the strategy; helping develop accessible standards for public properties (such as trails, parks, site plans), co-supporting AFC-related funding applications from community groups or municipalities, educational materials, developing an age-friendly tool-kit for businesses, benches, etc.

10 Year Capital Forecast

	2026	2027	2028	2029	2030	2031	2032	2033	2034	2035	10 Year Total
49400 - Transfer From Reserve	($2,500)	$0	$0	$0	$0	$0	$0	$0	$0	$0	($2,500)
49415 - From Reserve - Dev. Charges	($2,500)	$0	$0	$0	$0	$0	$0	$0	$0	$0	($2,500)
64102 - Professional & Consulting Fees	$5,000	$0	$0	$0	$0	$0	$0	$0	$0	$0	$5,000
69100 - Transfer to Reserves	$2,200	$2,200	$2,300	$2,300	$2,400	$2,400	$2,500	$2,500	$2,600	$2,600	$24,000
Grand Total	**$2,200**	**$2,200**	**$2,300**	**$2,300**	**$2,400**	**$2,400**	**$2,500**	**$2,500**	**$2,600**	**$2,600**	**$24,000**

10 Year Operating Impacts - None

PLN-0002 - Archaeological Management Plan

Project Status: Recurring

Project Type: Planning and Community Development - Planning

Region: Grey County

Asset Category: Non Tangible Capital Asset

Description

An Archaeological Management Plan to identify and conserve the County's archaeological heritage, with consultation from Indigenous peoples.

Justification

The County's Official Plan indicates that the County will undertake an Archaeological Management Plan to identify and conserve the County's archaeological heritage. The Provincial Planning Statement also indicates that planning authorities should consider and promote archaeological management plans in order to conserve archaeological resources. This is a great opportunity to partner and engage with Indigenous groups and local municipalities to:
a) Guide development away from lands that have archaeological significance;
b) Assist local municipalities when reviewing development applications;
c) Provide a detailed inventory of known archaeological sites and previously assessed archaeological areas; and
d) Digitally map areas of archaeological significance.

The archaeological potential mapping is nearing completion, and staff are now looking at the policy updates and procedures associted with implementing the Archaeological Management Plan.

10 Year Capital Forecast

	2026	2027	2028	2029	2030	2031	2032	2033	2034	2035	10 Year Total
49400 - Transfer From Reserve	($7,000)	$0	$0	$0	$0	$0	$0	$0	$0	$0	($7,000)
64102 - Professional & Consulting Fees	$7,000	$0	$0	$0	$0	$0	$0	$0	$0	$0	$7,000
Grand Total	**$0**	**$0**	**$0**	**$0**	**$0**	**$0**	**$0**	**$0**	**$0**	**$0**	**$0**

10 Year Operating Impacts - None

PLN-0003 - Housing Action Plan Implementation

Project Status: Recurring

Project Type: Planning and Community Development - Planning

Region: Grey County

Asset Category: Non Tangible Capital Asset

Description

A revised Housing Action Plan was supported by Council. These funds would be used to assist in the implementation of some of the actions contained in the County's Housing Action Plan.

Justification

The revised Housing Action Plan contains a number of actions to be completed by various departments in the County, with the goal of better serving the County's housing needs moving forward. Costs include funding a subscription to the Rural Housing Information System (RHIS), which is a data source that the County subscribes to, but also gives access to member municipalities at no cost. Other projects include continuing to explore the County's own opportunities through the surplus lands project, and a housing needs assessment using data from the Growth Management Strategy Update. These funds would allow staff to work collaboratively with municipalities through the Housing Community of Practise to implement some of the actions in the Plan. The money would support consulting or engineering/architectural services, and may be leveraged as part of future grant applications. The key impact to not proceeding will be a widening shortage of affordable housing across the County.

10 Year Capital Forecast

	2026	2027	2028	2029	2030	2031	2032	2033	2034	2035	10 Year Total
49400 - Transfer From Reserve	($30,000)	($10,000)	($10,000)	($10,000)	($5,000)	($5,000)	($5,000)	($5,000)	($5,000)	($5,000)	($90,000)
64102 - Professional & Consulting Fees	$30,000	$10,000	$10,000	$10,000	$5,000	$5,000	$5,000	$5,000	$5,000	$5,000	$90,000
69100 - Transfer to Reserves	$4,200	$4,300	$4,300	$4,300	$4,400	$4,500	$4,600	$4,700	$4,800	$4,900	$45,000
Grand Total	**$4,200**	**$4,300**	**$4,300**	**$4,300**	**$4,400**	**$4,500**	**$4,600**	**$4,700**	**$4,800**	**$4,900**	**$45,000**

10 Year Operating Impacts - None

PLN-0004 - Multi-Function Plotter/Scanner (MFP)

Project Status: Recurring

Project Type: Planning and Community Development - Planning

Region: Grey County

Asset Category: Machinery & Equipment

Description

Purchasing a new Multi-Function Plotter/Scanner (MFP) at the end of its warranty.

Justification

If a large format plotter/scanner is not available, the ability to produce large colour maps for County and local purposes will be impacted. The County also produces maps for outside agencies including municipalities, police and fire departments as well as members of the public. The inability to produce maps will result in a loss of revenue for the County. The plotter is also utilized by other Departments, in particular the Transportation Department on a material cost-sharing basis. Although the equipment is housed within the Planning area, it is utilized by many Departments throughout the Corporation. It is an important part of County business.

10 Year Capital Forecast

	2026	2027	2028	2029	2030	2031	2032	2033	2034	2035	10 Year Total
49400 - Transfer From Reserve	$0	$0	$0	($13,200)	$0	$0	$0	$0	($14,500)	$0	($27,700)
49415 - From Reserve - Dev. Charges	$0	$0	$0	($13,100)	$0	$0	$0	$0	($14,500)	$0	($27,600)
63042 - Equip/Furniture Purchases	$0	$0	$0	$26,300	$0	$0	$0	$0	$29,000	$0	$55,300
69106 - Transfer to Reserve Asset Mgmt	$5,000	$5,100	$5,200	$5,300	$5,400	$5,500	$5,600	$5,700	$5,800	$5,900	$54,500
Grand Total	**$5,000**	**$5,100**	**$5,200**	**$5,300**	**$5,400**	**$5,500**	**$5,600**	**$5,700**	**$5,800**	**$5,900**	**$54,500**

10 Year Operating Impacts - None

PLN-0005 - Growth Management Study Updates

Project Status: Recurring

Project Type: Planning and Community Development - Planning

Region: Grey County

Asset Category: Non Tangible Capital Asset

Description

An update to the Growth Management Strategy to reflect the full 2021 census datasets, the provincial change to using the Ministry of Finance population numbers, and any other growth trends including their impact on development. This project informs not only the official plan, but the regional housing work, and the DC background studies.

Justification

The Provincial Planning Statement was updated to require that municipalities use the Ministry of Finance (MOF) numbers. However the MOF numbers do not breakdown the growth between municipalities. In 2021 and 2025 the County Growth Management Study was reviewed and updated. This work informs not only the official plan, but will also help to inform the next development charges update. A minor Growth Management Study update is recommended after the release of the full 2026 census data to help inform the next official plan review. The County budgets for regular updates to the Growth Management Study including transfers to reserves to fund the work.

10 Year Capital Forecast

	2026	2027	2028	2029	2030	2031	2032	2033	2034	2035	10 Year Total
49400 - Transfer From Reserve	$0	$0	($8,800)	$0	$0	$0	$0	$0	$0	$0	($8,800)
49415 - From Reserve - Dev. Charges	$0	$0	($66,200)	$0	$0	$0	$0	$0	$0	$0	($66,200)
64102 - Professional & Consulting Fees	$0	$0	$75,000	$0	$0	$0	$0	$0	$0	$0	$75,000
69100 - Transfer to Reserves	$1,200	$1,200	$1,300	$1,500	$1,600	$1,700	$1,800	$1,900	$2,000	$2,100	$16,300
Grand Total	**$1,200**	**$1,200**	**$1,300**	**$1,500**	**$1,600**	**$1,700**	**$1,800**	**$1,900**	**$2,000**	**$2,100**	**$16,300**

10 Year Operating Impacts - None

PLN-0006 - Development Charges - 5 Year Review

Project Status: Recurring

Project Type: Planning and Community Development - Planning

Region: Grey County

Asset Category: Non Tangible Capital Asset

Description

An update to the County's Development Charges Background Study and by-laws.

Justification

By not reviewing the development charges, the development charges by-law will expire and therefore future growth-related capital costs will be solely borne by the taxpayers instead of the costs being collected from new development. This will in turn result in property tax increases. The County Strategic Plan indicates that the County should explore new or enhanced sources of revenue to offset services and program costs. Development charges are a source of revenue that can offset growth-related capital costs. Following this review, DC By-laws only need to reviewed every 10 years versus the previous standard of every 5 years.

10 Year Capital Forecast

	2026	2027	2028	2029	2030	2031	2032	2033	2034	2035	10 Year Total
49415 - From Reserve - Dev. Charges	($66,300)	$0	$0	$0	$0	($73,200)	$0	$0	$0	($80,000)	($219,500)
64102 - Professional & Consulting Fees	$66,300	$0	$0	$0	$0	$73,200	$0	$0	$0	$80,000	$219,500
69100 - Transfer to Reserves	$2,000	$2,000	$2,000	$2,000	$2,000	$2,000	$2,000	$2,000	$2,000	$2,000	$20,000
Grand Total	**$2,000**	**$2,000**	**$2,000**	**$2,000**	**$2,000**	**$2,000**	**$2,000**	**$2,000**	**$2,000**	**$2,000**	**$20,000**

10 Year Operating Impacts - None

PLN-0007 - Bedrock and Shale Resource Study

Project Status: Rolled Forward

Project Type: Planning and Community Development - Planning

Region: Grey County

Asset Category: Non Tangible Capital Asset

Description

Bedrock and Shale Resource Study to refine the current mapping in the County Official Plan to improve the accuracy.

Justification

Bedrock and Shale Resource Study to refine the current mapping in the County Official Plan to improve the accuracy.
The County has not analyzed constraints to these resource areas in detail. The County Official Plan notes that the County may undertake study of the Bedrock and Shale Resource Areas to;
a. Consult with the public, agencies, and other community stakeholders,
b. Determine constraints to these resources,
c. Refine the mapping of the primary resources needed for protection, and
d. Recommend policies of protection and utilization of the resources to be implemented as part of the County Official Plan.
It is recommended that a study be undertaken to better analyze this mapping data provided by the Province which will help to clarify policies and more accurate mapping that can be considered through a future official plan amendment.

10 Year Capital Forecast

	2026	2027	2028	2029	2030	2031	2032	2033	2034	2035	10 Year Total
49400 - Transfer From Reserve	$0	($50,000)	$0	$0	$0	$0	$0	$0	$0	$0	($50,000)
49415 - From Reserve - Dev. Charges	$0	($25,000)	$0	$0	$0	$0	$0	$0	$0	$0	($25,000)
64102 - Professional & Consulting Fees	$0	$75,000	$0	$0	$0	$0	$0	$0	$0	$0	$75,000
Grand Total	**$0**	**$0**	**$0**	**$0**	**$0**	**$0**	**$0**	**$0**	**$0**	**$0**	**$0**

10 Year Operating Impacts - None

PLN-0008 - Official Plan Background Studies and Official Plan Update

Project Status: Recurring

Project Type: Planning and Community Development - Planning

Region: Grey County

Asset Category: Non Tangible Capital Asset

Description

Official Plan Background Studies and Official Plan Update.

Justification

The current official plan was approved by the province in 2019. Legislatively, the official plan requires an update within 10 years after approval, and therefore a review is scheduled to commence before the 10 year deadline. Aside from the 2024 Provincial Planning Statement (PPS) update, it is also anticipated that the Niagara Escarpment Plan will be updated again before the County's official plan review. It is prudent to set aside some money in order to prepare any background study documents prior to the official plan review. It is recommended that $10,000 per year be set aside in reserve in order to help fund any background studies prior to the update. It is anticipated that the majority of these background studies would occur in the years prior to the update and that some funding will be required to assist with the update itself.

10 Year Capital Forecast

	2026	2027	2028	2029	2030	2031	2032	2033	2034	2035	10 Year Total
49400 - Transfer From Reserve	$0	($25,000)	($25,000)	($15,000)	$0	$0	$0	$0	$0	$0	($65,000)
49415 - From Reserve - Dev. Charges	$0	($25,000)	($25,000)	($15,000)	$0	$0	$0	$0	$0	$0	($65,000)
64102 - Professional & Consulting Fees	$0	$50,000	$50,000	$30,000	$0	$0	$0	$0	$0	$0	$130,000
69100 - Transfer to Reserves	$10,100	$10,100	$10,200	$10,200	$10,300	$10,300	$10,400	$10,500	$10,500	$10,600	$103,200
Grand Total	**$10,100**	**$10,100**	**$10,200**	**$10,200**	**$10,300**	**$10,300**	**$10,400**	**$10,500**	**$10,500**	**$10,600**	**$103,200**

10 Year Operating Impacts - None

PLN-0010 - Planning - Site Preparation for Surplus Lands

Project Status: New

Project Type: Planning and Community Development - Planning

Region:

Asset Category: Non Tangible Capital Asset

Description

Advancement of select site preparation and de-risking activities for two parcels of land, held by Grey County in Durham and Markdale.

Justification

Advancement of select site preparation and derisking activities for two parcels of land, held by Grey County in Durham and Markdale. The suggested activities would support greater certainty relating to the residential development potential of the lands. This recommendation was informed by development sector representatives to be a key pre-condition around any future offering for sale, lease, or partnership for housing purposes.

10 Year Capital Forecast

	2026	2027	2028	2029	2030	2031	2032	2033	2034	2035	10 Year Total
49405 - From Reserve - One Time Fundin	($130,000)	$0	$0	$0	$0	$0	$0	$0	$0	$0	($130,000)
64012 - Professional & Consulting Fees	$85,000	$0	$0	$0	$0	$0	$0	$0	$0	$0	$85,000
64102 - Professional & Consulting Fees	$15,000	$0	$0	$0	$0	$0	$0	$0	$0	$0	$15,000
64429 - Site Maintenance	$30,000	$0	$0	$0	$0	$0	$0	$0	$0	$0	$30,000
Grand Total	**$0**	**$0**	**$0**	**$0**	**$0**	**$0**	**$0**	**$0**	**$0**	**$0**	**$0**

10 Year Operating Impacts - None

Agriculture and Forestry and Trails

Grey County owns 45 forest tracts across the region with close to 8,000 acres of sustainably managed forest. These public lands offer a range of recreational opportunities to the community, including many recreational trails. In addition to managed forests, Grey County also maintains 77 km of the CP rail trail between Owen Sound and Dundalk.

Agriculture and Forestry and Trails Highlights

Major repairs and rehabilitation of Rail trail structures.

Culvert and Bridge Assessment Updates

CP Rail Trail land survey projects.

Planning Department - Forestry and Trails General Capital Summary 2026 Budget

Revenues

	2025 Budget	2025 Year End Projection	2026 Budget	2026 vs 2025 Budget	2027 Projection	2027 vs 2026 Budget
49300 - Sale of Assets	$0	$0	$0	$0	$0	$0
49400 - Transfer From Reserve	($66,600)	($66,600)	($84,300)	($17,700)	($70,000)	$14,300
Grand Total	**($66,600)**	**($66,600)**	**($84,300)**	**($17,700)**	**($70,000)**	**$14,300**

Other Expenses

	2025 Budget	2025 Year End Projection	2026 Budget	2026 vs 2025 Budget	2027 Projection	2027 vs 2026 Budget
64102 - Professional & Consulting Fees	$0	$0	$16,000	$16,000	$0	($16,000)
64904 - Bridge & Culvert Rehabilitation	$66,600	$66,600	$68,300	$1,700	$70,000	$1,700
69100 - Transfer to Reserves	$0	$0	$0	$0	$0	$0
69106 - Transfer to Reserve Asset Mgmt	$114,400	$114,400	$116,700	$2,300	$119,000	$2,300
Grand Total	**$181,000**	**$181,000**	**$201,000**	**$20,000**	**$189,000**	**($12,000)**

Net Levy

	2025 Budget	2025 Year End Projection	2026 Budget	2026 vs 2025 Budget	2027 Projection	2027 vs 2026 Budget
Forestry and Trails	$114,400	$114,400	$116,700	$2,300	$119,000	$2,300

Planning Department - CP Rail Trail - Land Survey Project Capital Summary 2026 Budget

Revenues

	2025 Budget	2025 Year End Projection	2026 Budget	2026 vs 2025 Budget	2027 Projection	2027 vs 2026 Budget
49400 - Transfer From Reserve	($25,000)	($15,000)	($25,000)	$0	($25,000)	$0
Grand Total	**($25,000)**	**($15,000)**	**($25,000)**	**$0**	**($25,000)**	**$0**

Other Expenses

	2025 Budget	2025 Year End Projection	2026 Budget	2026 vs 2025 Budget	2027 Projection	2027 vs 2026 Budget
64102 - Professional & Consulting Fees	$25,000	$15,000	$25,000	$0	$25,000	$0
Grand Total	**$25,000**	**$15,000**	**$25,000**	**$0**	**$25,000**	**$0**

Net Levy

	2025 Budget	2025 Year End Projection	2026 Budget	2026 vs 2025 Budget	2027 Projection	2027 vs 2026 Budget
Forestry and Trails	$0	$0	$0	$0	$0	$0

Forestry and Trails Capital Projects - 2026 - 2035 Total Expenditures

	2026	2027	2028	2029	2030	2031	2032	2033	2034	2035	10 Year Total
FTL-0003 - Major Repairs/Rehabilitation of Structures on CP Rail Trail	$68,300	$70,000	$71,800	$73,600	$75,400	$77,300	$79,200	$81,200	$83,200	$85,200	$765,200
FTL-0005 - CP Rail Trail Land Survey Project	$25,000	$25,000	$0	$0	$0	$0	$0	$0	$0	$0	$50,000
FTL-0006 - Culvert/Bridge Assessment Update	$16,000	$0	$5,500	$0	$16,300	$0	$6,000	$0	$6,500	$0	$50,300
FTL-0014 - Transfer to Trails Reserve for Future Capital Needs	$116,700	$119,000	$121,400	$123,800	$126,300	$128,800	$131,400	$134,000	$136,700	$139,500	$1,277,600
Grand Total	**$226,000**	**$214,000**	**$198,700**	**$197,400**	**$218,000**	**$206,100**	**$216,600**	**$215,200**	**$226,400**	**$224,700**	**$2,143,100**

FTL-0003 - Major Repairs/Rehabilitation of Structures on CP Rail Trail

Project Status: Recurring

Project Type: Planning and Community Development - Forestry and Trails

Region: Grey County

Asset Category: Bridges

Description

Funds to perform major repairs or rehabilitation of bridges and culverts on CP Rail Trail.

Justification

By not undertaking major repairs/rehabilitation on the structures, the structures will continue to degrade and will eventually need to be replaced which will be at a higher cost than performing repairs. The repairs will also ensure that the trail is being kept safe for all trail users. Performing major repairs on the CP Rail Trail structures will allow the CP Rail Trail to continue to be used by many user groups and provide a vital link to other trails in the area continuing to secure Grey County as Ontario's recreational jewel. The repairs/rehabilitation of the structures also shows a commitment to the lifecycle planning for long-term investment in county capital assets.

10 Year Capital Forecast

	2026	2027	2028	2029	2030	2031	2032	2033	2034	2035	10 Year Total
49400 - Transfer From Reserve	($68,300)	($70,000)	($71,800)	($73,600)	($75,400)	($77,300)	($79,200)	($81,200)	($83,200)	($85,200)	($765,200)
64904 - Bridge & Culvert Rehabilitation	$68,300	$70,000	$71,800	$73,600	$75,400	$77,300	$79,200	$81,200	$83,200	$85,200	$765,200
Grand Total	**$0**	**$0**	**$0**	**$0**	**$0**	**$0**	**$0**	**$0**	**$0**	**$0**	**$0**

10 Year Operating Impacts - None

FTL-0005 - CP Rail Trail Land Survey Project

Project Status: Recurring

Project Type: Planning and Community Development - Forestry and Trails

Region: Grey County

Asset Category: Non Tangible Capital Asset

Description

To complete survey work of sections of trail in order to properly register these in the Land Registry system.

Justification

There are currently sections of the CP Rail Trail that are not properly registered in the Land Registry system. In order to properly register these sections, survey work will need to be completed and then Clerks/Legal Services staff can work with the Land Registry Office to have these sections properly registered.

10 Year Capital Forecast

	2026	2027	2028	2029	2030	2031	2032	2033	2034	2035	10 Year Total
49400 - Transfer From Reserve	($25,000)	($25,000)	$0	$0	$0	$0	$0	$0	$0	$0	($50,000)
64102 - Professional & Consulting Fees	$25,000	$25,000	$0	$0	$0	$0	$0	$0	$0	$0	$50,000
Grand Total	**$0**	**$0**	**$0**	**$0**	**$0**	**$0**	**$0**	**$0**	**$0**	**$0**	**$0**

10 Year Operating Impacts - None

FTL-0006 - Culvert/Bridge Assessment Update

Project Status: Recurring

Project Type: Planning and Community Development - Forestry and Trails

Region: Grey County

Asset Category: Bridges

Description

Assessing condition of Bridges/Culverts on CP Rail Trail.

Justification

By not updating the culvert/bridge assessment, the cost estimates for the projects may not be accurate which can lead to budgeting issues. Updating the assessment will also ensure that the County is allocating resources for the highest priority projects based on updated condition assessments. By updating the assessment of culverts/bridges on the CP Rail Trail, there is a commitment to lifecycle planning for long-term investment in county-owned capital assets as encouraged by the Corporate Strategic Plan.

10 Year Capital Forecast

	2026	2027	2028	2029	2030	2031	2032	2033	2034	2035	10 Year Total
49400 - Transfer From Reserve	($16,000)	$0	($5,500)	$0	($16,300)	$0	($6,000)	$0	($6,500)	$0	($50,300)
64102 - Professional & Consulting Fees	$16,000	$0	$5,500	$0	$16,300	$0	$6,000	$0	$6,500	$0	$50,300
Grand Total	**$0**	**$0**	**$0**	**$0**	**$0**	**$0**	**$0**	**$0**	**$0**	**$0**	**$0**

10 Year Operating Impacts - None

FTL-0014 - Transfer to Trails Reserve for Future Capital Needs

Project Status: Recurring

Project Type: Planning and Community Development - Forestry and Trails

Region: Grey County

Asset Category: Non Tangible Capital Asset

Description

Levy funds to support trail capital projects.

Justification

If there are no transfers to reserve, the full costs associated with various trail-related capital projects for the CP Rail Trail and for County Forests will need to come from taxation. This will also provide a consistent amount to fund from the tax levy, rather than a fluctuating one on a year to year basis. In completing the capital projects of repair or replacement of the bridges and culverts along the CP Rail Trail, there is a commitment to lifecycle planning for long-term investment in county-owned capital assets. Other trail-related capital projects will help to improve the overall trail-user experience by creating new parking areas, trail improvements, benches, signage, and privies. The trail projects are a vital link to trails in the area and will continue to promote Grey County as Ontario's recreational jewel and will address the recommendations contained in the Recreational Trails Master Plan and the Cycling and Trails Master Plan.

10 Year Capital Forecast

	2026	2027	2028	2029	2030	2031	2032	2033	2034	2035	10 Year Total
69106 - Transfer to Reserve Asset Mgmt	$116,700	$119,000	$121,400	$123,800	$126,300	$128,800	$131,400	$134,000	$136,700	$139,500	$1,277,600
Grand Total	**$116,700**	**$119,000**	**$121,400**	**$123,800**	**$126,300**	**$128,800**	**$131,400**	**$134,000**	**$136,700**	**$139,500**	**$1,277,600**

10 Year Operating Impacts - None

Economic Development, Tourism and Culture

Economic Development promotes sustainable economic growth, workforce development, and investment opportunities that benefit the entire region. This budget includes capital costs to support economic development services such as the Business Enterprise Centre, the Sydenham Campus, tourism, and strategic planning and studies.

This capital budget also includes the needs of Grey Roots Museum and Archives including Moreston Heritage Village.

Economic Development, Tourism and Culture Highlights

Replacement of the current Honda Pilot used for tourism promotion.

Capital funding supporting the Sydenham Campus, regional skills training, trades and innovation hub.

Grey Roots capital projects including flat roof replacement, theatre improvements, and other capital projects.

Capital Improvements to - Moreston Village Buildings

Economic Development & Tourism - General Capital
Capital Summary
2026 Budget

Revenues

	2025 Budget	2025 Year End Projection	2026 Budget	2026 vs 2025 Budget	2027 Projection	2027 vs 2026 Budget
49300 - Sale of Assets	$0	$0	($10,000)	($10,000)	$0	$10,000
49400 - Transfer From Reserve	($60,600)	($50,600)	($60,900)	($300)	$0	$60,900
49405 - From Reserve - One Time Fundin	$0	$0	$0	$0	$0	$0
Grand Total	**($60,600)**	**($50,600)**	**($70,900)**	**($10,300)**	**$0**	**$70,900**

Other Expenses

	2025 Budget	2025 Year End Projection	2026 Budget	2026 vs 2025 Budget	2027 Projection	2027 vs 2026 Budget
63025 - Website Development	$40,000	$30,000	$10,000	($30,000)	$0	($10,000)
63042 - Equip/Furniture Purchases	$0	$0	$0	$0	$0	$0
63047 - Vehicle Purchases	$0	$0	$60,900	$60,900	$0	($60,900)
63756 - Signs	$35,600	$35,600	$0	($35,600)	$0	$0
69100 - Transfer to Reserves	$14,500	$14,500	$19,500	$5,000	$19,700	$200
69106 - Transfer to Reserve Asset Mgmt	$7,800	$7,800	$7,800	$0	$7,900	$100
Grand Total	**$97,900**	**$87,900**	**$98,200**	**$300**	**$27,600**	**($70,600)**

Net Levy

	2025 Budget	2025 Year End Projection	2026 Budget	2026 vs 2025 Budget	2027 Projection	2027 vs 2026 Budget
Economic Development	$37,300	$37,300	$27,300	($10,000)	$27,600	$300

Economic Development - Sydenham Campus Capital Summary 2026 Budget

Revenues

	2025 Budget	2025 Year End Projection	2026 Budget	2026 vs 2025 Budget	2027 Projection	2027 vs 2026 Budget
49400 - Transfer From Reserve	($345,000)	($112,700)	($236,500)	$108,500	($389,600)	($153,100)
51100 - Provincial Conditional Grant	$0	$0	$0	$0	$0	$0
52000 - Federal Conditional Grant	$0	$0	$0	$0	$0	$0
54040 - Cost Recoveries	$0	($3,800)	$0	$0	$0	$0
Grand Total	**($345,000)**	**($116,500)**	**($236,500)**	**$108,500**	**($389,600)**	**($153,100)**

Other Expenses

	2025 Budget	2025 Year End Projection	2026 Budget	2026 vs 2025 Budget	2027 Projection	2027 vs 2026 Budget
63042 - Equip/Furniture Purchases	$0	$0	$0	$0	$0	$0
64500 - Buildings/Renovations	$345,000	$116,500	$236,500	($108,500)	$389,600	$153,100
69100 - Transfer to Reserves	$0	$0	$0	$0	$0	$0
69106 - Transfer to Reserve Asset Mgmt	$81,900	$81,900	$83,900	$2,000	$85,700	$1,800
Grand Total	**$426,900**	**$198,400**	**$320,400**	**($106,500)**	**$475,300**	**$154,900**

Net Levy

	2025 Budget	2025 Year End Projection	2026 Budget	2026 vs 2025 Budget	2027 Projection	2027 vs 2026 Budget
Economic Development	$81,900	$81,900	$83,900	$2,000	$85,700	$1,800

Economic Development Capital Projects - 2026 - 2035 Total Expenditures

	2026	2027	2028	2029	2030	2031	2032	2033	2034	2035	10 Year Total
ECD-0002 - Skills Training, Trades & Innovation Initiative (Sydenham Campus)	$320,400	$475,300	$253,000	$349,700	$383,800	$121,100	$310,500	$105,500	$104,900	$168,800	$2,593,000
ECD-0003 - Tourism Signage	$1,100	$1,100	$1,200	$1,200	$1,200	$1,300	$1,300	$1,300	$1,400	$1,400	$12,500
ECD-0004 - Tourism Vehicle	$68,700	$7,900	$7,900	$8,000	$8,100	$8,300	$75,400	$8,700	$8,700	$8,900	$210,600
ECD-0005 - Economic Development, Tourism and Culture Strategic Master Plan	$13,400	$13,600	$13,800	$113,300	$14,200	$14,400	$14,600	$119,800	$14,800	$15,000	$346,900
ECD-0006 - Tourism Website	$15,000	$5,000	$5,100	$5,200	$45,200	$5,300	$5,300	$5,400	$5,400	$45,500	$142,400
Grand Total	**$418,600**	**$502,900**	**$281,000**	**$477,400**	**$452,500**	**$150,400**	**$407,100**	**$240,700**	**$135,200**	**$239,600**	**$3,305,400**

ECD-0002 - Skills Training, Trades & Innovation Initiative (Sydenham Campus)

Project Status: Recurring

Project Type: Planning and Community Development - Economic Development

Region: Owen Sound

Asset Category: Buildings

Description

Capital upgrades to Sydenham Campus. Notable items include the replacement of HVAC units and rooftop units (RTUs). Over the 10-year scope, additional funding has been allocated for electrical system enhancements, flooring upgrades, main slope roof replacement, and fire alarm system improvements.

Justification

The 10 year capital plan for Sydenham Campus addresses major items identified through the BCA. Staff have removed some of the BCA recommendations as a result of completed and planned renovations. In order to achieve the capital forecasts, an annual levy will be required in addition to the revenue generated through the Campus.

10 Year Capital Forecast

	2026	2027	2028	2029	2030	2031	2032	2033	2034	2035	10 Year Total
49400 - Transfer From Reserve	($236,500)	($389,600)	($165,400)	($260,200)	($292,400)	($27,800)	($215,300)	($8,400)	($5,900)	($67,800)	($1,669,300)
64500 - Buildings/Renovations	$236,500	$389,600	$165,400	$260,200	$292,400	$27,800	$215,300	$8,400	$5,900	$67,800	$1,669,300
69106 - Transfer to Reserve Asset Mgmt	$83,900	$85,700	$87,600	$89,500	$91,400	$93,300	$95,200	$97,100	$99,000	$101,000	$923,700
Grand Total	**$83,900**	**$85,700**	**$87,600**	**$89,500**	**$91,400**	**$93,300**	**$95,200**	**$97,100**	**$99,000**	**$101,000**	**$923,700**

10 Year Operating Impacts - None

ECD-0003 - Tourism Signage

Project Status: Recurring

Project Type: Planning and Community Development - Economic Development

Region: Grey County

Asset Category: Machinery & Equipment

Description

This includes design, production and installation of tourism wayfinding signs, including cycling route signage.

Justification

All signs are keeping with the standard specifications outlined in the Grey County wayfinding policy and MTO book 18 as related to cycling.

10 Year Capital Forecast

	2026	2027	2028	2029	2030	2031	2032	2033	2034	2035	10 Year Total
69100 - Transfer to Reserves	$1,100	$1,100	$1,200	$1,200	$1,200	$1,300	$1,300	$1,300	$1,400	$1,400	$12,500
Grand Total	**$1,100**	**$1,100**	**$1,200**	**$1,200**	**$1,200**	**$1,300**	**$1,300**	**$1,300**	**$1,400**	**$1,400**	**$12,500**

10 Year Operating Impacts - None

ECD-0004 - Tourism Vehicle

Project Status: Recurring

Project Type: Planning and Community Development - Economic Development

Region: Grey County

Asset Category: Vehicles

Description

Annual contributions to the Vehicle Replacement Reserve are made to provide a source of funding for the future replacement of the vehicle based on annual condition assessment. Life expenctancy cycle ranges 7-10 years.

Justification

The tourism vehicle is used during the summer to provide ambassador services at outdoor areas and to promote Grey County at events. Year-round the tourism vehicle is used to transport tourism and economic development staff and promotional materials to tradeshows, conferences and business meetings. Cost effecient when comparing milage payouts.

10 Year Capital Forecast

	2026	2027	2028	2029	2030	2031	2032	2033	2034	2035	10 Year Total
49300 - Sale of Assets	($10,000)	$0	$0	$0	$0	$0	($11,000)	$0	$0	$0	($21,000)
49400 - Transfer From Reserve	($50,900)	$0	$0	$0	$0	$0	($55,900)	$0	$0	$0	($106,800)
63047 - Vehicle Purchases	$60,900	$0	$0	$0	$0	$0	$66,900	$0	$0	$0	$127,800
69106 - Transfer to Reserve Asset Mgmt	$7,800	$7,900	$7,900	$8,000	$8,100	$8,300	$8,500	$8,700	$8,700	$8,900	$82,800
Grand Total	**$7,800**	**$7,900**	**$7,900**	**$8,000**	**$8,100**	**$8,300**	**$8,500**	**$8,700**	**$8,700**	**$8,900**	**$82,800**

10 Year Operating Impacts - None

ECD-0005 - Economic Development, Tourism and Culture Strategic Master Plan

Project Status: Recurring

Project Type: Planning and Community Development - Economic Development

Region: Grey County

Asset Category: Non Tangible Capital Asset

Description

The Economic Development, Tourism & Culture (EDTC) Strategic Master Plan provides a 10 year outlook, with review scheduled every five years to ensure strategic direction is relevant.

Justification

The Master Plan provides a comprehensive, unified vision for the department, while also allowing each work function (economic development, tourism and culture) to see its own direction through individual action chapters. A consultant will be hired to develop the plan, working closely with local partners, stakeholders and every level of government. Immediate action items (quick wins) will also be funded through this budget.

10 Year Capital Forecast

	2026	2027	2028	2029	2030	2031	2032	2033	2034	2035	10 Year Total
49400 - Transfer From Reserve	$0	$0	$0	($99,300)	$0	$0	$0	($105,000)	$0	$0	($204,300)
64102 - Professional & Consulting Fees	$0	$0	$0	$99,300	$0	$0	$0	$105,000	$0	$0	$204,300
69100 - Transfer to Reserves	$13,400	$13,600	$13,800	$14,000	$14,200	$14,400	$14,600	$14,800	$14,800	$15,000	$142,600
Grand Total	**$13,400**	**$13,600**	**$13,800**	**$14,000**	**$14,200**	**$14,400**	**$14,600**	**$14,800**	**$14,800**	**$15,000**	**$142,600**

10 Year Operating Impacts - None

ECD-0006 - Tourism Website

Project Status: Rolled Forward

Project Type: Planning and Community Development - Economic Development

Region: Grey County

Asset Category: Non Tangible Capital Asset

Description

This project will see investment into the Grey County Tourism website www.visitgrey.ca.

Justification

Grey County is a top tourist destination in Ontario, thus the website serves as a key information hub for potential visitors. Contributions to the Tourism Reserve have been forecasted for future update requirements.

10 Year Capital Forecast

	2026	2027	2028	2029	2030	2031	2032	2033	2034	2035	10 Year Total
49400 - Transfer From Reserve	($10,000)	$0	$0	$0	($25,000)	$0	$0	$0	$0	($25,000)	($60,000)
63025 - Website Development	$10,000	$0	$0	$0	$40,000	$0	$0	$0	$0	$40,000	$90,000
69100 - Transfer to Reserves	$5,000	$5,000	$5,100	$5,200	$5,200	$5,300	$5,300	$5,400	$5,400	$5,500	$52,400
Grand Total	**$5,000**	**$5,000**	**$5,100**	**$5,200**	**$20,200**	**$5,300**	**$5,300**	**$5,400**	**$5,400**	**$20,500**	**$82,400**

10 Year Operating Impacts - None

Grey Roots

Grey Roots capital projects including flat roof replacement, theatre improvements, and other capital projects.

Economic Development - Grey Roots Capital Summary
2026 Budget

Revenues

	2025 Budget	2025 Year End Projection	2026 Budget	2026 vs 2025 Budget	2027 Projection	2027 vs 2026 Budget
49400 - Transfer From Reserve	($217,600)	($401,900)	($489,800)	($272,200)	($219,300)	$270,500
52000 - Federal Conditional Grant	$0	($4,000)	$0	$0	$0	$0
54058 - Sponsorship	($56,000)	($18,000)	($10,000)	$46,000	($10,000)	$0
Grand Total	**($273,600)**	**($423,900)**	**($499,800)**	**($226,200)**	**($229,300)**	**$270,500**

Other Expenses

	2025 Budget	2025 Year End Projection	2026 Budget	2026 vs 2025 Budget	2027 Projection	2027 vs 2026 Budget
64500 - Buildings/Renovations	$227,600	$394,500	$489,800	$262,200	$219,300	($270,500)
69100 - Transfer to Reserves	$4,000	$4,000	$4,100	$100	$4,200	$100
69106 - Transfer to Reserve Asset Mgmt	$143,300	$143,300	$129,700	($13,600)	$140,200	$10,500
Grand Total	**$374,900**	**$541,800**	**$623,600**	**$248,700**	**$363,700**	**($259,900)**

Net Levy

	2025 Budget	2025 Year End Projection	2026 Budget	2026 vs 2025 Budget	2027 Projection	2027 vs 2026 Budget
Grey Roots	$101,300	$117,900	$123,800	$22,500	$134,400	$10,600

Grey Roots Capital Projects - 2026 - 2028 Total Expenditures

	2026	2027	2028	2029	2030	2031	2032	2033	2034	2035	10 Year Total
HER-0001 - Grey Roots - Grey County Gallery Update	$10,000	$10,200	$10,400	$10,600	$10,800	$11,000	$11,200	$11,400	$11,600	$11,800	$109,000
HER-0002 - Grey Roots - Flat Roof Replacement	$385,000	$0	$0	$0	$0	$0	$0	$0	$0	$0	$385,000
HER-0004 - Grey Roots - Electric Riding Lawn Mower	$1,500	$4,500	$38,300	$4,700	$4,800	$4,900	$5,000	$5,100	$43,900	$5,300	$118,000
HER-0006 - Grey Roots - Theatre Improvements	$19,800	$12,200	$12,400	$2,400	$2,600	$2,700	$2,800	$2,900	$3,000	$3,100	$63,900
HER-0007 - Grey Roots - Front of House Upgrades	$25,000	$0	$0	$0	$0	$0	$0	$0	$0	$0	$25,000
HER-0008 - Grey Roots - Digital Museum / Website	$4,100	$4,200	$4,300	$4,400	$4,500	$4,600	$4,700	$4,800	$4,900	$5,000	$45,500
HER-0011 - Grey Roots - Update Road Signage	$40,000	$0	$0	$0	$0	$0	$0	$0	$0	$0	$40,000
HER-0012 - Grey Roots - Equipment Upgrades - Archives	$1,700	$1,800	$1,800	$1,800	$1,900	$1,900	$1,900	$1,900	$1,900	$1,900	$18,500
HER-0015 - Grey Roots - Replace Domestic Water Tanks	$20,700	$0	$0	$0	$0	$0	$0	$0	$0	$0	$20,700
HER-0016 - Grey Roots - Replace Domestic Hot Water Heater	$11,500	$0	$0	$0	$0	$0	$0	$13,200	$0	$0	$24,700
HER-0017 - Grey Roots - Replace Domestic Water Ultraviolet Disinfection System	$0	$10,400	$0	$0	$0	$0	$0	$0	$0	$0	$10,400
HER-0018 - Grey Roots - Domestic Water Softener	$0	$3,000	$0	$0	$0	$0	$0	$0	$0	$0	$3,000
HER-0019 - Grey Roots - Replacement of CCTV System	$0	$21,900	$0	$0	$0	$0	$0	$0	$0	$0	$21,900
HER-0020 - Heritage Village - Replace roofing	$0	$184,000	$0	$0	$0	$0	$0	$0	$0	$0	$184,000
HER-0021 - Grey Roots - Replace Emergency Fire Pump System	$0	$0	$58,000	$0	$0	$0	$0	$0	$0	$0	$58,000
HER-0022 - Grey Roots - Replace Domestic Water System Turbidimeter and Water Disinfection System	$0	$0	$15,200	$0	$0	$0	$0	$0	$0	$0	$15,200
HER-0037 - Grey Roots - Tractor	$2,700	$2,700	$2,700	$2,700	$2,800	$2,900	$3,000	$3,100	$3,200	$3,300	$29,100
HER-0041 - Grey Roots - Front of House Update	$11,300	$11,500	$11,700	$11,900	$12,200	$12,400	$12,600	$12,900	$13,200	$0	$109,700
HER-0042 - Grey Roots - Capital Improvements to - Moreston Village Buildings	$24,000	$24,600	$25,200	$25,800	$26,400	$27,100	$27,800	$28,500	$29,200	$0	$238,600
HER-0043 - Grey Roots - Capital Improvements to Main Building (BCA)	$66,300	$72,700	$84,400	$96,300	$108,400	$120,800	$133,400	$146,300	$159,400	$0	$988,000

	2026	2027	2028	2029	2030	2031	2032	2033	2034	2035	10 Year Total
Grand Total	**$623,600**	**$363,700**	**$264,400**	**$160,600**	**$174,400**	**$188,300**	**$202,400**	**$230,100**	**$270,300**	**$30,400**	**$2,508,200**

HER-0001 - Grey Roots - Grey County Gallery Update

Project Status: Recurring

Project Type: Planning and Community Development - Grey Roots

Region: Georgian Bluffs

Asset Category: Buildings

Description

Updates to central long-term exhibit, established in 2004. Phase one 'Voices of Grey' completed in 2020; Phase two 'Abundance' completed in 2022. The design for final three theme areas (Connection, Permanence and Hope) were completed in 2023. To achieve economies of scale and enable grant support, staff completed all three remaining sections in 2024/2025. To save for future years, transfer to reserves are set up to offset any future spike.

Justification

To prepare for future years, transfers to reserves are established to mitigate potential cost spikes

10 Year Capital Forecast

	2026	2027	2028	2029	2030	2031	2032	2033	2034	2035	10 Year Total
69106 - Transfer to Reserve Asset Mgmt	$10,000	$10,200	$10,400	$10,600	$10,800	$11,000	$11,200	$11,400	$11,600	$11,800	$109,000
Grand Total	**$10,000**	**$10,200**	**$10,400**	**$10,600**	**$10,800**	**$11,000**	**$11,200**	**$11,400**	**$11,600**	**$11,800**	**$109,000**

10 Year Operating Impacts - None

HER-0002 - Grey Roots - Flat Roof Replacement

Project Status: Recurring

Project Type: Planning and Community Development - Grey Roots

Region: Georgian Bluffs

Asset Category: Buildings

Description

The replacement of the roof is based on a roofing consultant recommendation as the roof has multiple elevations.

Justification

Failure to replace the roof as per recommended lifecycle could result in water penetration into the structural elements of the building as well as the risk of damaging the physical and archival collections. Each year this project will be reviewed to determine if the roof replacement needs to be accelerated or if it can wait longer.

10 Year Capital Forecast

	2026	2027	2028	2029	2030	2031	2032	2033	2034	2035	10 Year Total
49400 - Transfer From Reserve	($385,000)	$0	$0	$0	$0	$0	$0	$0	$0	$0	($385,000)
64500 - Buildings/Renovations	$385,000	$0	$0	$0	$0	$0	$0	$0	$0	$0	$385,000
Grand Total	**$0**	**$0**	**$0**	**$0**	**$0**	**$0**	**$0**	**$0**	**$0**	**$0**	**$0**

10 Year Operating Impacts - None

HER-0004 - Grey Roots - Electric Riding Lawn Mower

Project Status: Recurring

Project Type: Planning and Community Development - Grey Roots

Region: Georgian Bluffs

Asset Category: Machinery & Equipment

Description

Procurement of an electric riding lawn mower to replace the current gas powered lawnmower nearing the end of its lifecycle. The lawnmower is used to maintain the village lands by staff who can take caution around historic buildings. The rest of the lawn is maintained through a third party contract due to the sheer size of the property.

Justification

Failure to replace the Riding Lawn Mower will result in staff being unable to maintain the property. Condition assessment occurs each year to plan for replacement. Reserve set up for future purchase.

10 Year Capital Forecast

	2026	2027	2028	2029	2030	2031	2032	2033	2034	2035	10 Year Total
49400 - Transfer From Reserve	$0	$0	($33,700)	$0	$0	$0	$0	$0	($38,700)	$0	($72,400)
63049 - Equipment Purchases	$0	$0	$33,700	$0	$0	$0	$0	$0	$38,700	$0	$72,400
69106 - Transfer to Reserve Asset Mgmt	$1,500	$4,500	$4,600	$4,700	$4,800	$4,900	$5,000	$5,100	$5,200	$5,300	$45,600
Grand Total	**$1,500**	**$4,500**	**$4,600**	**$4,700**	**$4,800**	**$4,900**	**$5,000**	**$5,100**	**$5,200**	**$5,300**	**$45,600**

10 Year Operating Impacts - None

HER-0006 - Grey Roots - Theatre Improvements

Project Status: Recurring

Project Type: Planning and Community Development - Grey Roots

Region: Georgian Bluffs

Asset Category: Buildings

Description

Final phase of Improvements for hybrid functionality of theatre equipment.

Justification

Upgrades to system will provide improved control, functionality, and user experience. The improved capability of the theatre will also make the space more attractive to rental patrons and a present new opportunities for in-house programming, events and community collaboration.

10 Year Capital Forecast

	2026	2027	2028	2029	2030	2031	2032	2033	2034	2035	10 Year Total
49400 - Transfer From Reserve	($7,600)	$0	$0	$0	$0	$0	$0	$0	$0	$0	($7,600)
54058 - Sponsorship	($10,000)	($10,000)	($10,000)	$0	$0	$0	$0	$0	$0	$0	($30,000)
64500 - Buildings/Renovations	$7,600	$0	$0	$0	$0	$0	$0	$0	$0	$0	$7,600
69106 - Transfer to Reserve Asset Mgmt	$12,200	$12,200	$12,400	$2,400	$2,600	$2,700	$2,800	$2,900	$3,000	$3,100	$56,300
Grand Total	**$2,200**	**$2,200**	**$2,400**	**$2,400**	**$2,600**	**$2,700**	**$2,800**	**$2,900**	**$3,000**	**$3,100**	**$26,300**

10 Year Operating Impacts - None

HER-0007 - Grey Roots - Front of House Upgrades

Project Status: Rolled Forward

Project Type: Planning and Community Development - Grey Roots

Region: Georgian Bluffs

Asset Category: Buildings

Description

Building on a recommendation from the Economic Development, Tourism and Culture Master Plan, Grey Roots will explore upgrades to the front of house infrastructure for better display and dissemination of tourism information, literature and online resources. Upgrades could include an online portal to visitgrey.ca, expanded brochure racks, ATM service and rest area.

Justification

Promoting Grey Roots as a tourism information location without proper set up to support increased inquiries could lead to visitor dissatisfaction and damage to reputation of Grey Roots and Grey County.

10 Year Capital Forecast

	2026	2027	2028	2029	2030	2031	2032	2033	2034	2035	10 Year Total
49400 - Transfer From Reserve	($25,000)	$0	$0	$0	$0	$0	$0	$0	$0	$0	($25,000)
64500 - Buildings/Renovations	$25,000	$0	$0	$0	$0	$0	$0	$0	$0	$0	$25,000
Grand Total	**$0**	**$0**	**$0**	**$0**	**$0**	**$0**	**$0**	**$0**	**$0**	**$0**	**$0**

10 Year Operating Impacts - None

HER-0008 - Grey Roots - Digital Museum / Website

Project Status: Recurring

Project Type: Planning and Community Development - Grey Roots

Region: Georgian Bluffs

Asset Category: Non Tangible Capital Asset

Description

A recurring project to update the design, look and feel, and functionality of Grey Roots Museum and Archives website. Regular review and updates ensure the digital face of the museum is user-friendly and packed with digital offerings, which increase our reach. Updates also enable greater digital inclusion for those who may be unable to attend the museum or archives in person.

Justification

It is important to keep up with current standards for web design so that information and services are easily accessed, and the navigation is user-friendly. With increased interest in virtual museum experiences, and the expectation for online payment options for special events and registered programs, it is critical that Grey Root's online content is an enjoyable and seamless experience for visitors.

10 Year Capital Forecast

	2026	2027	2028	2029	2030	2031	2032	2033	2034	2035	10 Year Total
49400 - Transfer From Reserve	$0	$0	$0	$0	($45,000)	$0	$0	$0	$0	($50,000)	($95,000)
64500 - Buildings/Renovations	$0	$0	$0	$0	$45,000	$0	$0	$0	$0	$50,000	$95,000
69100 - Transfer to Reserves	$4,100	$4,200	$4,300	$4,400	$4,500	$4,600	$4,700	$4,800	$4,900	$5,000	$45,500
Grand Total	**$4,100**	**$4,200**	**$4,300**	**$4,400**	**$4,500**	**$4,600**	**$4,700**	**$4,800**	**$4,900**	**$5,000**	**$45,500**

10 Year Operating Impacts - None

HER-0011 - Grey Roots - Update Road Signage

Project Status: Rebudgeted

Project Type: Planning and Community Development - Grey Roots

Region: Georgian Bluffs

Asset Category: Machinery & Equipment

Description

Replacement of road signage - key wayfinding destination sign, complete with exhibit wing signs at parking lot entrance. Staff will monitor deterioration and performance maintenance where possible to extend the life of the signage, though planning for future replacement is now underway.

Justification

The condition of the existing signage is deteriorating. The Grey Roots Signage is our first impression for visitors it is important to have well maintained County assets. Staff also see a benefit to indicating whether we are open or closed at the road rather than just at our front door to enhance service level and awareness.

10 Year Capital Forecast

	2026	2027	2028	2029	2030	2031	2032	2033	2034	2035	10 Year Total
49400 - Transfer From Reserve	($40,000)	$0	$0	$0	$0	$0	$0	$0	$0	$0	($40,000)
64500 - Buildings/Renovations	$40,000	$0	$0	$0	$0	$0	$0	$0	$0	$0	$40,000
Grand Total	**$0**	**$0**	**$0**	**$0**	**$0**	**$0**	**$0**	**$0**	**$0**	**$0**	**$0**

10 Year Operating Impacts - None

HER-0012 - Grey Roots - Equipment Upgrades - Archives

Project Status: Recurring

Project Type: Planning and Community Development - Grey Roots

Region: Georgian Bluffs

Asset Category: Machinery & Equipment

Description

Transfer to reserve for future replacement of electronic equipment used for archival research for staff and public.

Justification

Replacement of electronic equipment as per the estimated lifecycle of the equipment.

10 Year Capital Forecast

	2026	2027	2028	2029	2030	2031	2032	2033	2034	2035	10 Year Total
69106 - Transfer to Reserve Asset Mgmt	$1,700	$1,800	$1,800	$1,800	$1,900	$1,900	$1,900	$1,900	$1,900	$1,900	$18,500
Grand Total	**$1,700**	**$1,800**	**$1,800**	**$1,800**	**$1,900**	**$1,900**	**$1,900**	**$1,900**	**$1,900**	**$1,900**	**$18,500**

10 Year Operating Impacts - None

HER-0015 - Grey Roots - Replace Domestic Water Tanks

Project Status: Rolled Forward

Project Type: Planning and Community Development - Grey Roots

Region: Georgian Bluffs

Asset Category: Buildings

Description

Replacement of domestic water tanks

Justification

Replacement of building heating equipment based of lifecycle study. The three water pressure tanks provide a steady supply of water pressure to the main museum and village. The internal rubber bladders within the pressure tanks break down over time and require replacement. Failure to replace building domestic water equipment can result in service interruption.

10 Year Capital Forecast

	2026	2027	2028	2029	2030	2031	2032	2033	2034	2035	10 Year Total
49400 - Transfer From Reserve	($20,700)	$0	$0	$0	$0	$0	$0	$0	$0	$0	($20,700)
64500 - Buildings/Renovations	$20,700	$0	$0	$0	$0	$0	$0	$0	$0	$0	$20,700
Grand Total	**$0**	**$0**	**$0**	**$0**	**$0**	**$0**	**$0**	**$0**	**$0**	**$0**	**$0**

10 Year Operating Impacts - None

HER-0016 - Grey Roots - Replace Domestic Hot Water Heater

Project Status: Recurring

Project Type: Planning and Community Development - Grey Roots

Region: Georgian Bluffs

Asset Category: Buildings

Description

Replacement of hot water heater

Justification

Replacement of building heating equipment based of lifecycle study. The water supply at Grey Roots has an above average mineral content which shortens the life of water heating equipment. Failure to replace building heating equipment can result in service interruption and can cause damage to building structure, contents and the historic collections.

10 Year Capital Forecast

	2026	2027	2028	2029	2030	2031	2032	2033	2034	2035	10 Year Total
49400 - Transfer From Reserve	($11,500)	$0	$0	$0	$0	$0	$0	($13,200)	$0	$0	($24,700)
64500 - Buildings/Renovations	$11,500	$0	$0	$0	$0	$0	$0	$13,200	$0	$0	$24,700
Grand Total	**$0**	**$0**	**$0**	**$0**	**$0**	**$0**	**$0**	**$0**	**$0**	**$0**	**$0**

10 Year Operating Impacts - None

HER-0017 - Grey Roots - Replace Domestic Water Ultraviolet Disinfection System

Project Status: Rolled Forward

Project Type: Planning and Community Development - Grey Roots

Region: Georgian Bluffs

Asset Category: Buildings

Description

Replace Domestic Water Ultraviolet Disinfection System

Justification

Regular replacement based on lifecycle of equipment. Required to ensure water quality for staff, volunteers and visitors. The ultra-violet system is part of the domestic water disinfection system that provides safe drinking water to staff and public.

10 Year Capital Forecast

	2026	2027	2028	2029	2030	2031	2032	2033	2034	2035	10 Year Total
49400 - Transfer From Reserve	$0	($10,400)	$0	$0	$0	$0	$0	$0	$0	$0	($10,400)
64500 - Buildings/Renovations	$0	$10,400	$0	$0	$0	$0	$0	$0	$0	$0	$10,400
Grand Total	**$0**	**$0**	**$0**	**$0**	**$0**	**$0**	**$0**	**$0**	**$0**	**$0**	**$0**

10 Year Operating Impacts - None

HER-0018 - Grey Roots - Domestic Water Softener

Project Status: Rolled Forward

Project Type: Planning and Community Development - Grey Roots

Region: Georgian Bluffs

Asset Category: Buildings

Description

Replacement of domestic water softener

Justification

Replacement of domestic water supply components based of lifecycle study. The water softener equipment is necessary to provide a clean source of mineral free water to the four low pressure steam humidifiers. A constant relative humidity level within the museum is necessary to meet museum standards and protect the collections. Failure to replace domestic water supply components can result in service interruption and can cause damage to building heating and humidification equipment.

10 Year Capital Forecast

	2026	2027	2028	2029	2030	2031	2032	2033	2034	2035	10 Year Total
49400 - Transfer From Reserve	$0	($3,000)	$0	$0	$0	$0	$0	$0	$0	$0	($3,000)
64500 - Buildings/Renovations	$0	$3,000	$0	$0	$0	$0	$0	$0	$0	$0	$3,000
Grand Total	**$0**	**$0**	**$0**	**$0**	**$0**	**$0**	**$0**	**$0**	**$0**	**$0**	**$0**

10 Year Operating Impacts - None

HER-0019 - Grey Roots - Replacement of CCTV System

Project Status: Rolled Forward

Project Type: Planning and Community Development - Grey Roots

Region: Georgian Bluffs

Asset Category: Buildings

Description

Replacement of CCTV system

Justification

Replacement of the CCTV equipment is based on the lifecycle study. It is important to keep pace with the advancement of technologies. The museum is equipped with 15 security cameras which are original to the building.

10 Year Capital Forecast

	2026	2027	2028	2029	2030	2031	2032	2033	2034	2035	10 Year Total
49400 - Transfer From Reserve	$0	($21,900)	$0	$0	$0	$0	$0	$0	$0	$0	($21,900)
64500 - Buildings/Renovations	$0	$21,900	$0	$0	$0	$0	$0	$0	$0	$0	$21,900
Grand Total	**$0**	**$0**	**$0**	**$0**	**$0**	**$0**	**$0**	**$0**	**$0**	**$0**	**$0**

10 Year Operating Impacts - None

HER-0020 - Heritage Village - Replace roofing

Project Status: Rolled Forward

Project Type: Planning and Community Development - Grey Roots

Region: Georgian Bluffs

Asset Category: Buildings

Description

Roof replacement - Heritage Roof Replacements for multiple buildings

Justification

Roofing replacement is necessary in order to protect and preserve County assets. Replacement of building envelope components based of lifecycle study. The cedar shingles were replaced in 2007 on four of the heritage buildings. It is recommended the cedar shingles be replaced on a twenty year cycle. Failure to replace building envelope components can result in service interruption and can cause damage to building structure, contents and the historic collections. Enable economies of scale through multiple projects completed through on procurement.

10 Year Capital Forecast

	2026	2027	2028	2029	2030	2031	2032	2033	2034	2035	10 Year Total
49400 - Transfer From Reserve	$0	($184,000)	$0	$0	$0	$0	$0	$0	$0	$0	($184,000)
64500 - Buildings/Renovations	$0	$184,000	$0	$0	$0	$0	$0	$0	$0	$0	$184,000
Grand Total	**$0**	**$0**	**$0**	**$0**	**$0**	**$0**	**$0**	**$0**	**$0**	**$0**	**$0**

10 Year Operating Impacts - None

HER-0021 - Grey Roots - Replace Emergency Fire Pump System

Project Status: Rolled Forward

Project Type: Planning and Community Development - Grey Roots

Region: Georgian Bluffs

Asset Category: Buildings

Description

Replace Emergency Fire Pump System. The diesel powered fire pump and electric controller provides an emergency supply of water to the museum fire sprinkler system and four exterior fire hydrants.

Justification

Replacement of life safety equipment is necessary as equipment has reached the end of expected lifecycle. The fire pump is the first line of defense in the case of fire within the building and site. Failure to replace and maintain the equipment can result in loss of life and property.

10 Year Capital Forecast

	2026	2027	2028	2029	2030	2031	2032	2033	2034	2035	10 Year Total
49400 - Transfer From Reserve	$0	$0	($58,000)	$0	$0	$0	$0	$0	$0	$0	($58,000)
64500 - Buildings/Renovations	$0	$0	$58,000	$0	$0	$0	$0	$0	$0	$0	$58,000
Grand Total	**$0**	**$0**	**$0**	**$0**	**$0**	**$0**	**$0**	**$0**	**$0**	**$0**	**$0**

10 Year Operating Impacts - None

HER-0022 - Grey Roots - Replace Domestic Water System Turbidimeter and Water Disinfection System

Project Status: Rolled Forward

Project Type: Planning and Community Development - Grey Roots

Region: Georgian Bluffs

Asset Category: Buildings

Description

Replace existing domestic water treatment and monitoring equipment. The turbidimeter measures the amount of suspended mineral within the treated domestic water supply. Higher levels of turbidity cause the disinfection systems to fail. The turbidimeter allows real time monitoring to properly disinfect the domestic water supply. The two sodium hypochlorite pumps provide chemical disinfection (chlorine) to the domestic water supply.

Justification

Regular replacement based on lifecycle of equipment. The turbidimeter and chlorine pumps are part of the monitoring process for the drinking water system which is regulated under Ontario Safe Drinking Water Act. Failure to replace the equipment can result in an adverse water result and poor water quality.

10 Year Capital Forecast

	2026	2027	2028	2029	2030	2031	2032	2033	2034	2035	10 Year Total
49400 - Transfer From Reserve	$0	$0	($15,200)	$0	$0	$0	$0	$0	$0	$0	($15,200)
64500 - Buildings/Renovations	$0	$0	$15,200	$0	$0	$0	$0	$0	$0	$0	$15,200
Grand Total	**$0**	**$0**	**$0**	**$0**	**$0**	**$0**	**$0**	**$0**	**$0**	**$0**	**$0**

10 Year Operating Impacts - None

HER-0023 - Grey Roots - Replacement of Water Filtration System

Project Status: Rolled Forward

Project Type: Planning and Community Development - Grey Roots

Region: Georgian Bluffs

Asset Category: Buildings

Description

Replacement of water filtration system. The building is equipped with four sediment water filtration systems to ensure safe potable water is distributed to the building from the water well system.

Justification

Replacement of building domestic water treatment equipment based of lifecycle study. Failure to replace and maintain the domestic water treatment equipment can result in service interruption and can be adverse to public health.

10 Year Capital Forecast

	2026	2027	2028	2029	2030	2031	2032	2033	2034	2035	10 Year Total
49400 - Transfer From Reserve	$0	$0	$0	($23,900)	$0	$0	$0	$0	$0	$0	($23,900)
64500 - Buildings/Renovations	$0	$0	$0	$23,900	$0	$0	$0	$0	$0	$0	$23,900
Grand Total	**$0**	**$0**	**$0**	**$0**	**$0**	**$0**	**$0**	**$0**	**$0**	**$0**	**$0**

10 Year Operating Impacts - None

HER-0024 - Grey Roots - Replacement of Door Entry Systems

Project Status: Rolled Forward

Project Type: Planning and Community Development - Grey Roots

Region: Georgian Bluffs

Asset Category: Buildings

Description

Replacement of Door Entry Systems, original to the building.

Justification

Regular Replacement of equipment based on lifecycle. Six automatic door operators provide access to the building from the exterior building entrances and public washrooms. The door opening systems are an important part of keeping buildings accessible.

10 Year Capital Forecast

	2026	2027	2028	2029	2030	2031	2032	2033	2034	2035	10 Year Total
49400 - Transfer From Reserve	$0	$0	$0	($23,400)	$0	$0	$0	$0	$0	$0	($23,400)
64500 - Buildings/Renovations	$0	$0	$0	$23,400	$0	$0	$0	$0	$0	$0	$23,400
Grand Total	**$0**	**$0**	**$0**	**$0**	**$0**	**$0**	**$0**	**$0**	**$0**	**$0**	**$0**

10 Year Operating Impacts - None

HER-0025 - Grey Roots - Replace Communications Room Backup Generator

Project Status: Rolled Forward

Project Type: Planning and Community Development - Grey Roots

Region: Georgian Bluffs

Asset Category: Buildings

Description

Replace existing Communications Room Back Up Generator as well as adding the life safety monitoring equipment to the backup power supply will provide a more reliable means of fire and security monitoring during power failures. The Communications Room Back Up Generator currently provides back up power for the Grey Roots information services server as well as the facility phone system. Considerations will be made for the possibility of replacing the natural gas generator with a carbon neutral fuel source.

Justification

Regular replacement of equipment based on lifecycle study. The backup generator helps prevents service disruption to Grey County Information Technology.

10 Year Capital Forecast

	2026	2027	2028	2029	2030	2031	2032	2033	2034	2035	10 Year Total
49400 - Transfer From Reserve	$0	$0	$0	($2,700)	$0	$0	$0	$0	$0	$0	($2,700)
64500 - Buildings/Renovations	$0	$0	$0	$2,700	$0	$0	$0	$0	$0	$0	$2,700
Grand Total	**$0**	**$0**	**$0**	**$0**	**$0**	**$0**	**$0**	**$0**	**$0**	**$0**	**$0**

10 Year Operating Impacts - None

HER-0026 - Grey Roots - Replacement of Variable Actuator Valve boxes for the HVAC Systems

Project Status: Rolled Forward

Project Type: Planning and Community Development - Grey Roots

Region: Georgian Bluffs

Asset Category: Buildings

Description

Replace existing valve actuators for HVAC equipment. The actuator valves provide an efficient means of modulating the amount of heating or cooling each zone of the building requires.

Justification

Regular replacement based on lifecycle of equipment. The actuator valve boxes provide an efficient means of climate control within the museum administration area.

10 Year Capital Forecast

	2026	2027	2028	2029	2030	2031	2032	2033	2034	2035	10 Year Total
49400 - Transfer From Reserve	$0	$0	$0	($23,000)	$0	$0	$0	$0	$0	$0	($23,000)
64500 - Buildings/Renovations	$0	$0	$0	$23,000	$0	$0	$0	$0	$0	$0	$23,000
Grand Total	**$0**	**$0**	**$0**	**$0**	**$0**	**$0**	**$0**	**$0**	**$0**	**$0**	**$0**

10 Year Operating Impacts - None

HER-0027 - Grey Roots - Aluminum Glazed Doors

Project Status: Rolled Forward

Project Type: Planning and Community Development - Grey Roots

Region: Georgian Bluffs

Asset Category: Buildings

Description

Update to door system. Eight anodized aluminum door sets are situated along the building perimeter including the interior vestibule door sets. The doors are original to the building construction in 2004.

Justification

Timely replacement of aluminum glazed doors, as identified through lifecycle studies, is essential to prevent service disruption and protect the building's integrity and historic contents

10 Year Capital Forecast

	2026	2027	2028	2029	2030	2031	2032	2033	2034	2035	10 Year Total
49400 - Transfer From Reserve	$0	$0	$0	($48,800)	$0	$0	$0	$0	$0	$0	($48,800)
64500 - Buildings/Renovations	$0	$0	$0	$48,800	$0	$0	$0	$0	$0	$0	$48,800
Grand Total	**$0**	**$0**	**$0**	**$0**	**$0**	**$0**	**$0**	**$0**	**$0**	**$0**	**$0**

10 Year Operating Impacts - None

HER-0028 - Grey Roots - Replace Exhaust Fans

Project Status: Rolled Forward

Project Type: Planning and Community Development - Grey Roots

Region: Georgian Bluffs

Asset Category: Buildings

Description

Replace exhaust fans

Justification

Replacement of building fresh air ventilation and exhaust systems based of lifecycle study. Failure to replace ventilation and exhaust equipment can result in poor air quality within the building.

10 Year Capital Forecast

	2026	2027	2028	2029	2030	2031	2032	2033	2034	2035	10 Year Total
49400 - Transfer From Reserve	$0	$0	$0	($43,000)	$0	$0	$0	$0	$0	$0	($43,000)
64500 - Buildings/Renovations	$0	$0	$0	$43,000	$0	$0	$0	$0	$0	$0	$43,000
Grand Total	**$0**	**$0**	**$0**	**$0**	**$0**	**$0**	**$0**	**$0**	**$0**	**$0**	**$0**

10 Year Operating Impacts - None

HER-0029 - Grey Roots - Pump House Exhaust Fans and Louver

Project Status: Rolled Forward

Project Type: Planning and Community Development - Grey Roots

Region: Georgian Bluffs

Asset Category: Buildings

Description

Replacement of exhaust fans and fresh air louvre system at Fire Pump House. The fire pump's diesel internal combustion engine is located within a sealed building. The engine requires a source of fresh air to operate properly.

Justification

Replacement of fire pump ventilation equipment based of lifecycle study. Failure to replace fire pump ventilation systems can result in failure of the fire suppression and life safety systems.

10 Year Capital Forecast

	2026	2027	2028	2029	2030	2031	2032	2033	2034	2035	10 Year Total
49400 - Transfer From Reserve	$0	$0	$0	($9,800)	$0	$0	$0	$0	$0	$0	($9,800)
64500 - Buildings/Renovations	$0	$0	$0	$9,800	$0	$0	$0	$0	$0	$0	$9,800
Grand Total	**$0**	**$0**	**$0**	**$0**	**$0**	**$0**	**$0**	**$0**	**$0**	**$0**	**$0**

10 Year Operating Impacts - None

HER-0030 - Grey Roots - Replace Loading Dock Unit Heater

Project Status: Rolled Forward

Project Type: Planning and Community Development - Grey Roots

Region: Georgian Bluffs

Asset Category: Buildings

Description

Replacement of loading dock unit heater. The loading dock at the museum is equipped with a unit heater to provide a boost of heating while the loading dock overhead door is open.

Justification

Replacement of loading dock heating unit will improve energy efficiency and enhance heating performance which will help with operational costs and reduce maintenance costs.

10 Year Capital Forecast

	2026	2027	2028	2029	2030	2031	2032	2033	2034	2035	10 Year Total
49400 - Transfer From Reserve	$0	$0	$0	($6,000)	$0	$0	$0	$0	$0	$0	($6,000)
64500 - Buildings/Renovations	$0	$0	$0	$6,000	$0	$0	$0	$0	$0	$0	$6,000
Grand Total	**$0**	**$0**	**$0**	**$0**	**$0**	**$0**	**$0**	**$0**	**$0**	**$0**	**$0**

10 Year Operating Impacts - None

HER-0031 - Grey Roots - Replace Water Well Pump

Project Status: Rolled Forward

Project Type: Planning and Community Development - Grey Roots

Region: Georgian Bluffs

Asset Category: Buildings

Description

Replace Water Well Pump. The well pump provides domestic water to the facility.

Justification

Replacement of the well pump is recommended every 10 years in order to reduce the risk of service disruption. The Well pump was scheduled to be replaced in 2025 based on the building condition assessment conducted in 2017. The well pump failed in 2019 and was replaced at a cost of $7000. Based on the cost and timing of the well pump replacement, the schedule has been adjusted to reflect the actual life expectancy and future cost of replacement.

10 Year Capital Forecast

	2026	2027	2028	2029	2030	2031	2032	2033	2034	2035	10 Year Total
49400 - Transfer From Reserve	$0	$0	$0	$0	($11,000)	$0	$0	$0	$0	$0	($11,000)
64500 - Buildings/Renovations	$0	$0	$0	$0	$11,000	$0	$0	$0	$0	$0	$11,000
Grand Total	**$0**	**$0**	**$0**	**$0**	**$0**	**$0**	**$0**	**$0**	**$0**	**$0**	**$0**

10 Year Operating Impacts - None

HER-0032 - Grey Roots - Replace Skylights

Project Status: Rolled Forward

Project Type: Planning and Community Development - Grey Roots

Region: Georgian Bluffs

Asset Category: Buildings

Description

Replacement of 3 skylights in in main entrance exterior canopy

Justification

Lifecycle analysis supports the replacement of three main entrance skylights to mitigate the risk of leakage and associated damage.

10 Year Capital Forecast

	2026	2027	2028	2029	2030	2031	2032	2033	2034	2035	10 Year Total
49400 - Transfer From Reserve	$0	$0	$0	$0	($3,700)	$0	$0	$0	$0	$0	($3,700)
64500 - Buildings/Renovations	$0	$0	$0	$0	$3,700	$0	$0	$0	$0	$0	$3,700
Grand Total	**$0**	**$0**	**$0**	**$0**	**$0**	**$0**	**$0**	**$0**	**$0**	**$0**	**$0**

10 Year Operating Impacts - None

HER-0033 - Grey Roots - Replace Service Doors

Project Status: Rolled Forward

Project Type: Planning and Community Development - Grey Roots

Region: Georgian Bluffs

Asset Category: Buildings

Description

Replacement of service doors. There are 6 hollow core metal service doors sets situated along the building perimeter. The doors are original to building construction in 2004.

Justification

Replacing the six service doors around the building will help maintain proper operation and security.

10 Year Capital Forecast

	2026	2027	2028	2029	2030	2031	2032	2033	2034	2035	10 Year Total
49400 - Transfer From Reserve	$0	$0	$0	$0	($37,300)	$0	$0	$0	$0	$0	($37,300)
64500 - Buildings/Renovations	$0	$0	$0	$0	$37,300	$0	$0	$0	$0	$0	$37,300
Grand Total	**$0**	**$0**	**$0**	**$0**	**$0**	**$0**	**$0**	**$0**	**$0**	**$0**	**$0**

10 Year Operating Impacts - None

HER-0034 - Grey Roots - Replace Overhead Doors

Project Status: Rolled Forward

Project Type: Planning and Community Development - Grey Roots

Region: Georgian Bluffs

Asset Category: Buildings

Description

Replacement of overhead doors. Two insulated overhead doors are installed in the building perimeter. One allows access to the loading dock while the other provides access to the museum galleries and collections storage.

Justification

Over time, wear and tear can compromise the insulation, sealing, and mechanical function of overhead doors, potentially leading to energy inefficiencies, security vulnerabilities, and operational disruptions.

10 Year Capital Forecast

	2026	2027	2028	2029	2030	2031	2032	2033	2034	2035	10 Year Total
49400 - Transfer From Reserve	$0	$0	$0	$0	($12,400)	$0	$0	$0	$0	$0	($12,400)
64500 - Buildings/Renovations	$0	$0	$0	$0	$12,400	$0	$0	$0	$0	$0	$12,400
Grand Total	**$0**	**$0**	**$0**	**$0**	**$0**	**$0**	**$0**	**$0**	**$0**	**$0**	**$0**

10 Year Operating Impacts - None

HER-0035 - Heritage Village - Replace Rice Blacksmith Roof

Project Status: Rolled Forward

Project Type: Planning and Community Development - Grey Roots

Region: Georgian Bluffs

Asset Category: Buildings

Description

Replace the Rice Blacksmith roofing system. The Rice Blacksmith shop was built in 2010 with a cedar shingle roofing system. The replacement of the roofing system is based on a 20 year lifecycle.

Justification

Roofing replacement is necessary in order to protect and preserve County Assets. Replacement of building envelope components based of lifecycle study. Failure to replace building envelope components can result in service interruption and can cause damage to building structure, contents and the historic collections.

10 Year Capital Forecast

	2026	2027	2028	2029	2030	2031	2032	2033	2034	2035	10 Year Total
49400 - Transfer From Reserve	$0	$0	$0	$0	($18,100)	$0	$0	$0	$0	$0	($18,100)
64500 - Buildings/Renovations	$0	$0	$0	$0	$18,100	$0	$0	$0	$0	$0	$18,100
Grand Total	**$0**	**$0**	**$0**	**$0**	**$0**	**$0**	**$0**	**$0**	**$0**	**$0**	**$0**

10 Year Operating Impacts - None

HER-0036 - Heritage Village - Moor Muir Engine Shop Radiant Tube & Unit Heater

Project Status: Rolled Forward

Project Type: Planning and Community Development - Grey Roots

Region: Georgian Bluffs

Asset Category: Buildings

Description

Replace Unit heater system. The radiant tube and unit heaters are the heating sources for the Moore Muir Engine Works and shop.

Justification

Replacing the unit heater system will improve heat distribution as well as better control options and help with the energy efficiencies.

10 Year Capital Forecast

	2026	2027	2028	2029	2030	2031	2032	2033	2034	2035	10 Year Total
49400 - Transfer From Reserve	$0	$0	$0	$0	($16,800)	$0	$0	$0	$0	$0	($16,800)
64500 - Buildings/Renovations	$0	$0	$0	$0	$16,800	$0	$0	$0	$0	$0	$16,800
Grand Total	**$0**	**$0**	**$0**	**$0**	**$0**	**$0**	**$0**	**$0**	**$0**	**$0**	**$0**

10 Year Operating Impacts - None

HER-0037 - Grey Roots - Tractor

Project Status: Recurring

Project Type: Planning and Community Development - Grey Roots

Region: Georgian Bluffs

Asset Category: Machinery & Equipment

Description

Tractor replacement to maintain schedule with transportation services disposal of assets.

Justification

Grey Roots requires a tractor to complete landscaping and care, snow removal, moving displays and moving of large objects within the collection. A reserve fund is being created to replace the tractor at Grey Roots Museum and Archives based on the Transportation Services replacement schedule and disposal of assets. Grey Roots will purchase a used tractor from Transportation Services as their equipment is being replaced with new equipment.

10 Year Capital Forecast

	2026	2027	2028	2029	2030	2031	2032	2033	2034	2035	10 Year Total
49400 - Transfer From Reserve	$0	$0	$0	$0	$0	($27,000)	$0	$0	$0	$0	($27,000)
63049 - Equipment Purchases	$0	$0	$0	$0	$0	$27,000	$0	$0	$0	$0	$27,000
69106 - Transfer to Reserve Asset Mgmt	$2,700	$2,700	$2,700	$2,700	$2,800	$2,900	$3,000	$3,100	$3,200	$3,300	$29,100
Grand Total	**$2,700**	**$2,700**	**$2,700**	**$2,700**	**$2,800**	**$2,900**	**$3,000**	**$3,100**	**$3,200**	**$3,300**	**$29,100**

10 Year Operating Impacts - None

HER-0038 - Grey Roots - Repair Exterior Cedar Siding

Project Status: Rolled Forward

Project Type: Planning and Community Development - Grey Roots

Region: Georgian Bluffs

Asset Category: Buildings

Description

Repair the existing wood planks to extend the life of the siding.

Justification

Repairing the wood planks will prolong the siding lifespan and prevent moisture and mold. This will help maintain structural integrity and avoid emergency repairs.

10 Year Capital Forecast

	2026	2027	2028	2029	2030	2031	2032	2033	2034	2035	10 Year Total
49400 - Transfer From Reserve	$0	$0	$0	$0	$0	($6,700)	$0	$0	$0	$0	($6,700)
64500 - Buildings/Renovations	$0	$0	$0	$0	$0	$6,700	$0	$0	$0	$0	$6,700
Grand Total	**$0**	**$0**	**$0**	**$0**	**$0**	**$0**	**$0**	**$0**	**$0**	**$0**	**$0**

10 Year Operating Impacts - None

HER-0039 - Heritage Village - Bluewater Garage Pine Siding Replacement

Project Status: Rolled Forward

Project Type: Planning and Community Development - Grey Roots

Region: Georgian Bluffs

Asset Category: Buildings

Description

Replacement of pine board and batten exterior siding on Bluewater Garage.

Justification

The exterior cedar siding is a natural element that will deteriorate over time. It will help enhance weather resistance and improve natural insulation of the building. It will also help with moisture management and cut down on possible mold and mildew.

10 Year Capital Forecast

	2026	2027	2028	2029	2030	2031	2032	2033	2034	2035	10 Year Total
49400 - Transfer From Reserve	$0	$0	$0	$0	$0	$0	($18,100)	$0	$0	$0	($18,100)
64500 - Buildings/Renovations	$0	$0	$0	$0	$0	$0	$18,100	$0	$0	$0	$18,100
Grand Total	**$0**	**$0**	**$0**	**$0**	**$0**	**$0**	**$0**	**$0**	**$0**	**$0**	**$0**

10 Year Operating Impacts - None

HER-0040 - Heritage Village - LED Lighting

Project Status: Rolled Forward

Project Type: Planning and Community Development - Grey Roots

Region: Georgian Bluffs

Asset Category: Buildings

Description

Replacement of the interior and exterior lighting throughout the heritage buildings and pathway lighting consisting of LED lighting fixtures.

Justification

Replacement of LED lighting components based of lifecycle study. Failure to replace LED lighting components can result in service interruption if there was a failure.

10 Year Capital Forecast

	2026	2027	2028	2029	2030	2031	2032	2033	2034	2035	10 Year Total
49400 - Transfer From Reserve	$0	$0	$0	$0	$0	$0	$0	($47,500)	$0	$0	($47,500)
64500 - Buildings/Renovations	$0	$0	$0	$0	$0	$0	$0	$47,500	$0	$0	$47,500
Grand Total	**$0**	**$0**	**$0**	**$0**	**$0**	**$0**	**$0**	**$0**	**$0**	**$0**	**$0**

10 Year Operating Impacts - None

HER-0041 - Grey Roots - Front of House Update

Project Status: Recurring

Project Type: Planning and Community Development - Grey Roots

Region: Georgian Bluffs

Asset Category: Non Tangible Capital Asset

Description

Transfer to front-of-house reserve.

Justification

Updating the space of the museum atrium/foyer, and rest area in order to provide a welcoming space for visitors and provide a positive first impression. The goal of this project is to create a reserve fund for future renovations to the Atrium and Foyer areas of the museum.

10 Year Capital Forecast

	2026	2027	2028	2029	2030	2031	2032	2033	2034	2035	10 Year Total
69106 - Transfer to Reserve Asset Mgmt	$11,300	$11,500	$11,700	$11,900	$12,200	$12,400	$12,600	$12,900	$13,200	$0	$109,700
Grand Total	**$11,300**	**$11,500**	**$11,700**	**$11,900**	**$12,200**	**$12,400**	**$12,600**	**$12,900**	**$13,200**	**$0**	**$109,700**

10 Year Operating Impacts - None

HER-0042 - Grey Roots - Capital Improvements to - Moreston Village Buildings

Project Status: Recurring

Project Type: Planning and Community Development - Grey Roots

Region: Georgian Bluffs

Asset Category: Non Tangible Capital Asset

Description

Transfer to reserve - Capital Improvements to Moreston Village Buildings

Justification

Mechanical or structural failures to major components of the buildings and not having sufficient funds being set aside will have serious impacts on budgets as per the BCA and annual ground truthing.

10 Year Capital Forecast

	2026	2027	2028	2029	2030	2031	2032	2033	2034	2035	10 Year Total
69106 - Transfer to Reserve Asset Mgmt	$24,000	$24,600	$25,200	$25,800	$26,400	$27,100	$27,800	$28,500	$29,200	$0	$238,600
Grand Total	**$24,000**	**$24,600**	**$25,200**	**$25,800**	**$26,400**	**$27,100**	**$27,800**	**$28,500**	**$29,200**	**$0**	**$238,600**

10 Year Operating Impacts - None

HER-0043 - Grey Roots - Capital Improvements to Main Building (BCA)

Project Status: Recurring

Project Type: Planning and Community Development - Grey Roots

Region: Georgian Bluffs

Asset Category: Non Tangible Capital Asset

Description

Transfer to reserve - Capital Improvements to Main Building (BCA).

Justification

Mechanical or structural failures to major components of the building and by not having sufficient funds being set aside will have serious impact on budgets. This reserve funds all annual capital projects related to the main building BCAs and annual ground truthing.

10 Year Capital Forecast

	2026	2027	2028	2029	2030	2031	2032	2033	2034	2035	10 Year Total
69106 - Transfer to Reserve Asset Mgmt	$66,300	$72,700	$84,400	$96,300	$108,400	$120,800	$133,400	$146,300	$159,400	$0	$988,000
Grand Total	**$66,300**	**$72,700**	**$84,400**	**$96,300**	**$108,400**	**$120,800**	**$133,400**	**$146,300**	**$159,400**	**$0**	**$988,000**

10 Year Operating Impacts - None

HER-0045 - Grey Roots - Marmoleum Flooring Replacement

Project Status: Rolled Forward

Project Type: Planning and Community Development - Grey Roots

Region: Georgian Bluffs

Asset Category: Buildings

Description

Replacing the marmoleum flooring installed throughout the building, primarily located within the exhibit rooms, multi-purpose room, and foyer area. The marmoleum flooring is original to building construction.

Justification

Replacement of building marmoleum flooring based of lifecycle study. Failure to replace building marmoleum flooring can result in service interruption and can cause damage to building structure, contents and the historic collections.

10 Year Capital Forecast

	2026	2027	2028	2029	2030	2031	2032	2033	2034	2035	10 Year Total
49400 - Transfer From Reserve	$0	$0	$0	$0	$0	$0	$0	$0	($145,400)	$0	($145,400)
64500 - Buildings/Renovations	$0	$0	$0	$0	$0	$0	$0	$0	$145,400	$0	$145,400
Grand Total	**$0**	**$0**	**$0**	**$0**	**$0**	**$0**	**$0**	**$0**	**$0**	**$0**	**$0**

10 Year Operating Impacts - None

HER-0046 - Grey Roots - Replace Fume Hood

Project Status: Rolled Forward

Project Type: Planning and Community Development - Grey Roots

Region: Georgian Bluffs

Asset Category: Buildings

Description

Replace fume hood that is original to the building.

Justification

The fume hood is replaced in accordance with lifecycle analysis to maintain safe ventilation standards.

10 Year Capital Forecast

	2026	2027	2028	2029	2030	2031	2032	2033	2034	2035	10 Year Total
49400 - Transfer From Reserve	$0	$0	$0	$0	$0	$0	$0	$0	($13,500)	$0	($13,500)
64500 - Buildings/Renovations	$0	$0	$0	$0	$0	$0	$0	$0	$13,500	$0	$13,500
Grand Total	**$0**	**$0**	**$0**	**$0**	**$0**	**$0**	**$0**	**$0**	**$0**	**$0**	**$0**

10 Year Operating Impacts - None

HER-0047 - Grey Roots - Replace Well Pump

Project Status: Rolled Forward

Project Type: Planning and Community Development - Grey Roots

Region: Georgian Bluffs

Asset Category: Buildings

Description

Replace well pump.

Justification

Based on the BCA report, the well pump should be replaced to address lifecycle and performance.

10 Year Capital Forecast

	2026	2027	2028	2029	2030	2031	2032	2033	2034	2035	10 Year Total
49400 - Transfer From Reserve	$0	$0	$0	$0	$0	$0	$0	$0	($10,100)	$0	($10,100)
64500 - Buildings/Renovations	$0	$0	$0	$0	$0	$0	$0	$0	$10,100	$0	$10,100
Grand Total	**$0**	**$0**	**$0**	**$0**	**$0**	**$0**	**$0**	**$0**	**$0**	**$0**	**$0**

10 Year Operating Impacts - None

HER-0049 - Grey Roots - Replace BAS Hardware & Software

Project Status: New

Project Type: Planning and Community Development - Grey Roots

Region: Georgian Bluffs

Asset Category: Buildings

Description

The building is equipped with a building automation system (BAS) manufactured by Siemens. The BAS hardware was replaced in 2019. The BAS software was undergoing replacement at the time of inspection as the existing software remained original to construction in 2004. An allowance for lifecycle replacement of the control system has been included.

Justification

An allowance for lifecycle replacement of the control system has been included as software will need upgraded and hardware will need replaced to ensure proper functions of the overall building automation system.

10 Year Capital Forecast

	2026	2027	2028	2029	2030	2031	2032	2033	2034	2035	10 Year Total
49400 - Transfer From Reserve	$0	$0	$0	$0	$0	$0	$0	$0	$0	($52,200)	($52,200)
64500 - Buildings/Renovations	$0	$0	$0	$0	$0	$0	$0	$0	$0	$52,200	$52,200
Grand Total	**$0**	**$0**	**$0**	**$0**	**$0**	**$0**	**$0**	**$0**	**$0**	**$0**	**$0**

10 Year Operating Impacts - None

HER-0050 - Grey Roots - Heritage Village - Moor & Muir Engine Works Building Overhead Doors

Project Status: New

Project Type: Planning and Community Development - Grey Roots

Region: Georgian Bluffs

Asset Category: Buildings

Description

Replace overhead doors (Moor & Muir Engine Works Building)

Justification

Overhead Door replacement is necessary in order to protect and preserve County Assets. Replacement of building components based of lifecycle study. Failure to replace the overhead doors can result in service interruption and can cause damage to building structure, and provide energy savings.

10 Year Capital Forecast

	2026	2027	2028	2029	2030	2031	2032	2033	2034	2035	10 Year Total
49400 - Transfer From Reserve	$0	$0	$0	$0	$0	$0	$0	$0	$0	($24,800)	($24,800)
64500 - Buildings/Renovations	$0	$0	$0	$0	$0	$0	$0	$0	$0	$24,800	$24,800
Grand Total	**$0**	**$0**	**$0**	**$0**	**$0**	**$0**	**$0**	**$0**	**$0**	**$0**	**$0**

10 Year Operating Impacts - None

HER-0051 - Grey Roots - Heritage Village - Moor & Muir Engine Works Building - Exterior Doors

Project Status: New

Project Type: Planning and Community Development - Grey Roots

Region: Georgian Bluffs

Asset Category:

Description

Replace exterior swing doors (Moor & Muir Engine Works Building)

Justification

Exterior Swing Door replacement is necessary in order to protect and preserve County Assets. Failure to replace building components can result in service interruption and can cause damage to building structure, contents and the historic collections.

10 Year Capital Forecast

	2026	2027	2028	2029	2030	2031	2032	2033	2034	2035	10 Year Total
49400 - Transfer From Reserve	$0	$0	$0	$0	$0	$0	$0	$0	$0	($20,600)	($20,600)
64500 - Buildings/Renovations	$0	$0	$0	$0	$0	$0	$0	$0	$0	$20,600	$20,600
Grand Total	**$0**	**$0**	**$0**	**$0**	**$0**	**$0**	**$0**	**$0**	**$0**	**$0**	**$0**

10 Year Operating Impacts - None

Grey County

Colour It Your Way

Human Services

Human Services Summary

The Human Services functional area of the capital budget is dedicated support for disadvantaged or marginalized members of community. Services such as long-term care, housing, early learning and childcare, social services, and paramedic services help to care for those in the community during their times of need.

Social Services

Grey County Social Services delivers person-centred supports to help families and individuals in our communities navigate their pathway towards success and stability. Around 1,400 households comprised of 2,800 individuals are supported through the Ontario Works program in Grey County.

Grey County Early Learning and Child Care Services offers programs, subsidies and information for parents and a range of supports for agencies and child care providers.

Housing

Everyone deserves a safe and affordable place to call home. Grey County Housing administers several affordable housing programs, guided by the Housing and Homelessness Plan, to address housing needs across our community, from emergency shelter to homeownership. Grey County manages close to 1,000 units of rent-geared-to income housing, supports 500 units of non-profit housing, operates a short-term emergency shelter motel, and operates a twelve-bed supportive housing program.

Long-Term Care

Grey County operates three long-term care homes: Lee Manor in Owen Sound, Rockwood Terrace in Durham, and Grey Gables in Markdale. These three homes provide compassionate, person-centred care to 319 residents. Grey County is currently redeveloping Rockwood Terrace with the construction of a brand new, larger, state-of-the-art home which is set to open its doors in 2027.

Paramedic Services

Grey County paramedics provide pre-hospital emergency care to residents and visitors, responding to more than 15,000 calls for service each year. In addition to emergency response, Grey County Paramedic Services deliver community paramedicine programs to promote health and social well-being throughout our communities.

2026-2028 Human Services Capital Highlights

	2026	2027	2028	3 Year Total
Human Services - Housing	**7,783,500.00**	**3,014,200.00**	**3,414,100.00**	**14,211,800.00**
LHC-0001 - Appliance Replacement (General)	45,000.00	45,900.00	46,800.00	137,700.00
LHC-0002 - Catch Basin Cleanouts	10,800.00	11,000.00	11,200.00	33,000.00
LHC-0003 - Common Room Furniture (Various locations)	10,600.00	10,800.00	11,000.00	32,400.00
LHC-0004 - Consulting Fees (General)	32,400.00	33,000.00	33,700.00	99,100.00
LHC-0005 - Crack Filling and Line Painting	16,300.00	16,600.00	16,900.00	49,800.00
LHC-0006 - Duct Cleaning	21,600.00	22,000.00	22,400.00	66,000.00
LHC-0007 - Duty to Accomodate Requests (Various Locations)	16,200.00	16,500.00	16,800.00	49,500.00
LHC-0008 - Elevator Repairs	15,300.00	15,600.00	15,900.00	46,800.00
LHC-0009 - Exterior Painting/Siding - (Alpha Street, Owen Sound)	10,000.00	10,000.00	10,000.00	30,000.00
LHC-0010 - Family Unit Renovations (Family Units)	208,100.00	212,300.00	216,500.00	636,900.00
LHC-0011 - Fire Panel Replacement (General)	11,400.00	11,600.00	11,800.00	34,800.00
LHC-0012 - General Landscaping - (Alpha Street, Owen Sound)	10,000.00	10,000.00	10,000.00	30,000.00
LHC-0013 - Hot Water Tank Replacement (General)	31,800.00	32,400.00	33,000.00	97,200.00
LHC-0015 - Painting (General)	15,900.00	16,200.00	16,500.00	48,600.00
LHC-0016 - Sewer Pipe Blasting	8,300.00	8,500.00	8,700.00	25,500.00
LHC-0017 - Site Improvements (Various Locations)	48,700.00	49,700.00	50,700.00	149,100.00
LHC-0018 - Technology (Security Cameras, Key Fobs, Building Computers)	17,100.00	17,400.00	17,700.00	52,200.00
LHC-0019 - Water System Upgrades General (Flesherton and Holstein)	10,600.00	10,800.00	11,000.00	32,400.00
LHC-0020 - Air Make Up Replacement (248 Queen Street, Durham)	65,100.00	0.00	0.00	65,100.00
LHC-0021 - Air Make Up Replacement (43 Hill Street Flesherton)	12,000.00	0.00	0.00	12,000.00
LHC-0023 - Air Makeup Replacement (208 Queen St,	69,300.00	0.00	0.00	69,300.00

	2026	2027	2028	3 Year Total
Durham)				
LHC-0024 - Air Makeup Replacement (248 7th Ave E Owen Sound)	71,800.00	0.00	0.00	71,800.00
LHC-0026 - Air Makeup System Replacement (650 4th St A East, Owen Sound)	37,100.00	0.00	0.00	37,100.00
LHC-0029 - Common Area Flooring (121 William Street, Meaford)	75,000.00	0.00	0.00	75,000.00
LHC-0030 - Common Area Flooring (130 Albert Street, Meaford)	55,000.00	0.00	0.00	55,000.00
LHC-0031 - Concrete pads and Screen (80 Victoria Street Meaford)	150,000.00	0.00	0.00	150,000.00
LHC-0046 - Elevator Replacement (305 14th West, Owen Sound)	866,900.00	0.00	0.00	866,900.00
LHC-0051 - Fencing and Retaining wall replacement (16th Street Family Units, Owen Sound)	150,000.00	0.00	0.00	150,000.00
LHC-0054 - Water Pipe Replacement (248 7th Ave East, Owen Sound)	26,100.00	0.00	0.00	26,100.00
LHC-0055 - Asphalt Parking Lot (100 Margaret Elizabeth, Markdale)	60,000.00	0.00	0.00	60,000.00
LHC-0056 - Asphalt Parking Lot (490 7th Avenue East, Owen Sound)	114,700.00	0.00	0.00	114,700.00
LHC-0058 - Bathroom Rebuilds (157 Nelson Street, Meaford)	0.00	0.00	80,000.00	80,000.00
LHC-0060 - Bathroom Rebuilds (208 Queen St., Durham)	0.00	250,000.00	0.00	250,000.00
LHC-0063 - Bathroom Renovations (159 Parker Street Meaford)	240,000.00	0.00	0.00	240,000.00
LHC-0067 - Concrete Sidewalks and Exterior Slab (50 McNab Street, Chatsworth)	35,000.00	0.00	0.00	35,000.00
LHC-0068 - Elevator Replacement (85 Lemon Street, Thornbury)	75,000.00	0.00	0.00	75,000.00
LHC-0069 - Exterior Door Replacement/Suite Doors (81	94,100.00	0.00	0.00	94,100.00

	2026	2027	2028	3 Year Total
Bruce Street, Thornbury)				
LHC-0070 - Exterior Doors (East Side Family Units)	32,000.00	0.00	0.00	32,000.00
LHC-0072 - In Suite Radiators (305 14th Street West, Owen Sound)	0.00	0.00	250,000.00	250,000.00
LHC-0073 - Kitchen Rebuilds (157 Nelson Street, Meaford)	80,000.00	0.00	0.00	80,000.00
LHC-0075 - Kitchen Rebuilds (248 7th Ave E Owen Sound)	0.00	170,000.00	0.00	170,000.00
LHC-0076 - Patio Door Replacement (121 William Street, Meaford)	57,600.00	0.00	0.00	57,600.00
LHC-0078 - Roof Replacement (41 Mark Street, Markdale)	200,000.00	0.00	0.00	200,000.00
LHC-0079 - Roof Replacement (490 7th Avenue East, Owen Sound)	158,800.00	0.00	0.00	158,800.00
LHC-0080 - Roof Replacement (West Side Family Units)	315,000.00	0.00	0.00	315,000.00
LHC-0081 - Sidewalk Replacement (159 Parker Street, Meaford)	50,000.00	0.00	0.00	50,000.00
LHC-0082 - Siding and Window Replacement (208 Queen Street Durham)	75,000.00	0.00	0.00	75,000.00
LHC-0083 - Window Replacement (40 Artemesia Street, Dundalk)	59,400.00	0.00	0.00	59,400.00
LHC-0084 - Window Replacement (50 McNab Street, Chatsworth)	81,100.00	0.00	0.00	81,100.00
LHC-0085 - Window Replacement (85 Lemon Street, Thornbury)	80,000.00	0.00	0.00	80,000.00
LHC-0086 - Air Make Up (81 Bruce Street, Thornbury)	150,000.00	0.00	0.00	150,000.00
LHC-0087 - Air Make Up Replacement (121 William Street, Meaford)	150,000.00	0.00	0.00	150,000.00
LHC-0088 - Asphalt Parking Lot (181 Victoria Street Dundalk)	67,200.00	0.00	0.00	67,200.00
LHC-0089 - Bath Rebuilds (248 7th Ave Owen Sound)	170,000.00	0.00	0.00	170,000.00
LHC-0090 - Building Condition Assessment	180,100.00	0.00	0.00	180,100.00

	2026	2027	2028	3 Year Total
LHC-0091 - Building Exterior Doors (650 4th Street A East, Owen Sound)	120,000.00	0.00	0.00	120,000.00
LHC-0092 - Elevator Replacement (650 4th Street A East Owen Sound)	100,000.00	0.00	0.00	100,000.00
LHC-0093 - Emergency Generator (130 Albert Street, Meaford)	100,000.00	0.00	0.00	100,000.00
LHC-0094 - Front Waterproofing and Stair Replacement (Alpha Street, Owen Sound)	250,000.00	250,000.00	250,000.00	750,000.00
LHC-0095 - Main Entrance Doors (130 Albert Street, Meaford)	12,000.00	0.00	0.00	12,000.00
LHC-0096 - Roof Replacement (208 Queen Street, Durham)	350,000.00	0.00	0.00	350,000.00
LHC-0097 - Window Replacement (250 12th Ave Hanover)	0.00	110,000.00	0.00	110,000.00
LHC-0098 - Window Replacement (81 Bruce Street, Thornbury)	0.00	72,000.00	0.00	72,000.00
LHC-0099 - Exterior Doors (80 Victoria Street, Meaford)	0.00	0.00	60,000.00	60,000.00
LHC-0100 - Exterior Door Replacement (16th Street Family Units, Owen Sound)	0.00	0.00	128,000.00	128,000.00
LHC-0101 - Front Vestibule Rebuild (315 Bruce Street, Durham)	0.00	0.00	75,000.00	75,000.00
LHC-0102 - Front Vestibule Entrance Replacement (214 11th Avenue, Hanover)	0.00	0.00	75,000.00	75,000.00
LHC-0103 - Kitchen Rebuilds (315 Bruce Street, Durham)	0.00	110,000.00	0.00	110,000.00
LHC-0104 - Roof Replacement (East Side Family Units)	0.00	93,700.00	0.00	93,700.00
LHC-0106 - Bath Rebuilds (248 Queen Street, Durham)	0.00	170,000.00	0.00	170,000.00
LHC-0107 - Flooring Replacement (481 11th Street, Hanover)	0.00	0.00	15,000.00	15,000.00
LHC-0108 - Lift Replacement (181 Victoria Street, Dundalk)	0.00	0.00	70,000.00	70,000.00
LHC-0109 - Roof Replacement (80 Victoria Street Meaford)	200,000.00	0.00	0.00	200,000.00

	2026	2027	2028	3 Year Total
LHC-0111 - Sidewalk Repair/Replacement (41 Mark Street, Markdale)	0.00	0.00	10,000.00	10,000.00
LHC-0112 - Unit Entry Doors (248 Queen Street, Durham)	0.00	0.00	22,000.00	22,000.00
LHC-0113 - Water Pipe Replacement (50 McNab Street Chatsworth)	0.00	0.00	70,000.00	70,000.00
LHC-0114 - Window Replacement (214 11th Avenue, Hanover)	0.00	0.00	30,000.00	30,000.00
LHC-0115 - Window Replacement (392015 Grey Road 109, Holstein)	0.00	0.00	56,000.00	56,000.00
LHC-0116 - Window Replacement (43 Hill Street, Flesherton)	0.00	0.00	36,000.00	36,000.00
LHC-0117 - Window Replacement (Durham Family Units)	0.00	0.00	60,000.00	60,000.00
LHC-0124 - Interior Suite Doors (392051 Main Street, Holstein)	0.00	0.00	32,000.00	32,000.00
LHC-0125 - Interior Suite Doors (99 Argyle Street, Markdale)	0.00	0.00	20,000.00	20,000.00
LHC-0126 - Kitchen Rebuilds (159 Parker Street, Meaford)	0.00	0.00	240,000.00	240,000.00
LHC-0225 - Transfer to Reserve - Future Infrastructure Needs	216,500.00	220,800.00	225,200.00	662,500.00
LHC-0226 - Transfer to Reserve - Affordable Housing Builds	718,900.00	880,600.00	933,400.00	2,532,900.00
LHC-0228 - Preparing Units For Sale (Westmount)	100,000.00	100,000.00	100,000.00	300,000.00
LHC-0230 - Common Area Lighting (121 William St, Meaford)	0.00	11,200.00	0.00	11,200.00
LHC-0231 - Demolish Tunnel (121 William Street, Meaford)	20,000.00	0.00	0.00	20,000.00
LHC-0232 - Designated Substances	15,300.00	15,600.00	15,900.00	46,800.00
LHC-0235 - Parking Lot - Golden Town (80 Victoria St, Meaford)	233,400.00	0.00	0.00	233,400.00
LHC-0236 - Roof Replacements (121 William Street, Meaford)	360,000.00	0.00	0.00	360,000.00

	2026	2027	2028	3 Year Total
LHC-0237 - Roof Replacements (Westmount Family Units, Owen Sound)	24,000.00	0.00	0.00	24,000.00
LHC-0238 - Main Sewer Pipe (315 Bruce Street, Durham)	10,000.00	0.00	0.00	10,000.00
LHC-0239 - Common Area Flooring (208 Queen Street, Durham)	0.00	10,000.00	0.00	10,000.00
LHC-0277 - Elevator Replacement (225 14th St W, Owen Sound)	130,000.00	0.00	0.00	130,000.00
LHC-0279 - Elevator Replacement (81 Bruce St, Thornbury)	130,000.00	0.00	0.00	130,000.00
LHC-0283 - Door replacements (General)	50,000.00	0.00	0.00	50,000.00
Human Services - LTC Grey Gables	**1,464,900.00**	**484,700.00**	**531,100.00**	**2,480,700.00**
GGG-0001 - High-Low Beds/Mattresses	10,500.00	11,000.00	11,500.00	33,000.00
GGG-0002 - Home Enhancements	20,000.00	10,000.00	10,000.00	40,000.00
GGG-0003 - Information Technology	17,200.00	17,600.00	18,000.00	52,800.00
GGG-0004 - Resident Lifts	19,000.00	19,500.00	20,000.00	58,500.00
GGG-0005 - Copper Piping Replacement	6,000.00	6,100.00	6,200.00	18,300.00
GGG-0006 - Dietary Equipment	15,000.00	40,000.00	10,000.00	65,000.00
GGG-0007 - Furniture and Equipment Replacement	5,500.00	5,600.00	5,700.00	16,800.00
GGG-0008 - Debenture Payment - Roof	73,200.00	73,200.00	73,200.00	219,600.00
GGG-0011 - Plumbing Fixture Replacement (Resident washrooms)	15,000.00	15,000.00	15,000.00	45,000.00
GGG-0018 - Nurse Call Upgrades	150,000.00	0.00	0.00	150,000.00
GGG-0019 - Parking Lots, Curbs and Guards	490,900.00	0.00	0.00	490,900.00
GGG-0020 - Sidewalks/Walkways	24,000.00	0.00	0.00	24,000.00
GGG-0021 - Window Replacement	106,700.00	106,700.00	106,700.00	320,100.00
GGG-0022 - Floor Cleaning Machines - Replacement	20,000.00	0.00	0.00	20,000.00

	2026	2027	2028	3 Year Total
GGG-0023 - Elevator Upgrades	121,900.00	0.00	0.00	121,900.00
GGG-0024 - Fencing - Memorial Garden	50,000.00	0.00	0.00	50,000.00
GGG-0025 - Tub/Shower Room and Whirlpool Tubs	135,000.00	0.00	0.00	135,000.00
GGG-0026 - Kitchenette redesign	0.00	150,000.00	0.00	150,000.00
GGG-0027 - Water Softener Replacement	0.00	10,000.00	0.00	10,000.00
GGG-0028 - Roof Insulation	0.00	0.00	101,000.00	101,000.00
GGG-0029 - Electrical Distribution Panels	0.00	0.00	26,200.00	26,200.00
GGG-0030 - Sanitary Piping	0.00	0.00	7,600.00	7,600.00
GGG-0031 - Air Handling Unit HRU-1, HRU-2, HRU-3	15,000.00	0.00	0.00	15,000.00
GGG-0035 - Fire Panels	140,000.00	0.00	0.00	140,000.00
GGG-0037 - Transfer To Reserve (BCA) Capital Asset Repairs & Replacement	0.00	20,000.00	120,000.00	140,000.00
GGG-0040 - Eavestrough	30,000.00	0.00	0.00	30,000.00
Human Services - LTC Lee Manor	**1,920,900.00**	**728,200.00**	**477,000.00**	**3,126,100.00**
LLL-0001 - High-Low Beds/Mattresses	37,000.00	37,500.00	38,000.00	112,500.00
LLL-0002 - Home Enhancements	23,500.00	24,000.00	24,500.00	72,000.00
LLL-0003 - Resident Lifts	29,000.00	29,500.00	30,000.00	88,500.00
LLL-0004 - Information Technology	18,000.00	15,000.00	22,000.00	55,000.00
LLL-0005 - Dietary Equipment	45,000.00	40,000.00	20,000.00	105,000.00
LLL-0006 - Floor Replacement	215,000.00	17,200.00	17,500.00	249,700.00
LLL-0008 - Whirlpool Tubs	135,000.00	0.00	0.00	135,000.00
LLL-0012 - Resident Home Area Furniture	52,000.00	0.00	0.00	52,000.00
LLL-0013 - Roofing System	25,000.00	225,000.00	0.00	250,000.00
LLL-0014 - Hot Water Heat Exchanger and Filter Replacement	17,900.00	0.00	0.00	17,900.00
LLL-0020 - Refurbishment of Resident Common Area and Staff Area on Main Floor	25,000.00	0.00	25,000.00	50,000.00
LLL-0022 - Wander Guard Replacement	55,000.00	0.00	0.00	55,000.00
LLL-0024 - Nurse Call System Replacement	150,000.00	0.00	0.00	150,000.00

	2026	2027	2028	3 Year Total
LLL-0025 - Exterior Windows	300,000.00	300,000.00	300,000.00	900,000.00
LLL-0026 - Hot Water Recirculation System	109,700.00	0.00	0.00	109,700.00
LLL-0028 - Fencing Repairs	30,000.00	0.00	0.00	30,000.00
LLL-0029 - Replacement of Split Air Conditioning Systems	20,000.00	0.00	0.00	20,000.00
LLL-0030 - Emergency Generator Re-furbishment	9,800.00	0.00	0.00	9,800.00
LLL-0031 - Dryer	0.00	10,000.00	0.00	10,000.00
LLL-0032 - Rubber treads and Linoleum Landings - Stairwells	0.00	30,000.00	0.00	30,000.00
LLL-0039 - Building Automation System	140,000.00	0.00	0.00	140,000.00
LLL-0040 - Nursing Station Remodel	30,000.00	0.00	0.00	30,000.00
LLL-0041 - Replacement of Air Makeup System	424,000.00	0.00	0.00	424,000.00
LLL-0049 - Evacuation Equipment	30,000.00	0.00	0.00	30,000.00
Human Services - LTC Redevelopment	**38,636,500.00**	**63,059,800.00**	**4,501,300.00**	**106,197,600.00**
LTC-0001 - Redevelopment Project	38,636,500.00	63,059,800.00	4,501,300.00	106,197,600.00
Human Services - LTC Rockwood Terrace	**388,600.00**	**217,800.00**	**283,600.00**	**890,000.00**
RRR-0002 - Information Technology	22,000.00	22,400.00	22,800.00	67,200.00
RRR-0003 - Resident Lifts	30,000.00	30,000.00	31,000.00	91,000.00
RRR-0004 - Home Enhancements	0.00	0.00	11,500.00	11,500.00
RRR-0005 - Domestic Water Supply and Distribution	15,000.00	0.00	0.00	15,000.00
RRR-0006 - Replacement of Plumbing Fixtures	10,000.00	0.00	0.00	10,000.00
RRR-0007 - Vinyl Flooring Replacement	25,000.00	0.00	0.00	25,000.00
RRR-0008 - Window Replacement	20,000.00	0.00	0.00	20,000.00
RRR-0010 - Medical Equipment	11,000.00	0.00	0.00	11,000.00
RRR-0011 - Kitchen Equipment	0.00	0.00	12,200.00	12,200.00
RRR-0012 - Replacement of Fire Pumps (Carry Over)	19,500.00	0.00	0.00	19,500.00
RRR-0013 - Balcony Upgrades (Carry Over)	26,200.00	0.00	0.00	26,200.00

	2026	2027	2028	3 Year Total
RRR-0014 - Dryer	8,600.00	0.00	0.00	8,600.00
RRR-0015 - Elevators	11,000.00	0.00	0.00	11,000.00
RRR-0016 - Electrical Systems	14,600.00	0.00	0.00	14,600.00
RRR-0017 - Mechanical Systems	175,700.00	0.00	0.00	175,700.00
RRR-0019 - Transfer To Reserve (BCA) Capital Asset Repairs & Replacement	0.00	165,400.00	206,100.00	371,500.00
Human Services - Paramedic Services	**10,843,600.00**	**5,049,400.00**	**4,779,300.00**	**20,672,300.00**
Human Services - Social Services	**1,758,500.00**	**916,900.00**	**17,100.00**	**2,692,500.00**
SOC-0001 - EarlyON Building Construction	1,733,000.00	900,000.00	0.00	2,633,000.00
SOC-0002 - Computer and Monitor Replacements	25,500.00	16,900.00	17,100.00	59,500.00
Grand Total	**62,796,500.00**	**73,471,000.00**	**14,003,500.00**	**150,271,000.00**

Human Services Capital Projects - 2026 - 2035 Total Expenditures

	2026	2027	2028	2029	2030	2031	2032	2033	2034	2035	10 Year T
Human Services - Housing	**$7,783,500**	**$3,014,200**	**$3,414,100**	**$3,266,500**	**$3,689,900**	**$3,973,300**	**$4,078,200**	**$4,159,200**	**$4,245,100**	**$5,481,700**	**$43,105,**
LHC-0001 - Appliance Replacement (General)	$45,000	$45,900	$46,800	$47,700	$48,700	$49,700	$50,700	$51,700	$52,700	$53,800	$492,
LHC-0002 - Catch Basin Cleanouts	$10,800	$11,000	$11,200	$11,400	$11,600	$11,800	$12,000	$12,200	$12,400	$12,600	$117,
LHC-0003 - Common Room Furniture (Various locations)	$10,600	$10,800	$11,000	$11,200	$11,400	$11,600	$11,800	$12,000	$12,200	$12,400	$115,
LHC-0004 - Consulting Fees (General)	$32,400	$33,000	$33,700	$34,400	$35,100	$35,800	$36,500	$37,200	$37,900	$38,700	$354,
LHC-0005 - Crack Filling and Line Painting	$16,300	$16,600	$16,900	$17,200	$17,500	$17,900	$18,300	$18,700	$19,100	$19,500	$178,
LHC-0006 - Duct Cleaning	$21,600	$22,000	$22,400	$22,800	$23,300	$23,800	$24,300	$24,800	$25,300	$25,800	$236,
LHC-0007 - Duty to Accomodate Requests (Various Locations)	$16,200	$16,500	$16,800	$17,100	$17,400	$17,700	$18,100	$18,500	$18,900	$19,300	$176,
LHC-0008 - Elevator Repairs	$15,300	$15,600	$15,900	$16,200	$16,500	$16,800	$17,100	$17,400	$17,700	$18,100	$166,
LHC-0009 - Exterior Painting/Siding - (Alpha Street, Owen Sound)	$10,000	$10,000	$10,000	$10,000	$10,000	$10,000	$10,000	$10,000	$10,000	$10,000	$100,
LHC-0010 - Family Unit Renovations (Family Units)	$208,100	$212,300	$216,500	$220,800	$225,200	$229,700	$234,300	$239,000	$243,800	$248,700	$2,278,
LHC-0011 - Fire Panel Replacement (General)	$11,400	$11,600	$11,800	$12,000	$12,200	$12,400	$12,600	$12,900	$13,200	$13,500	$123,
LHC-0012 - General Landscaping - (Alpha Street, Owen Sound)	$10,000	$10,000	$10,000	$10,000	$10,000	$10,000	$10,000	$10,000	$10,000	$10,000	$100,
LHC-0013 - Hot Water Tank Replacement (General)	$31,800	$32,400	$33,000	$33,700	$34,400	$35,100	$35,800	$36,500	$37,200	$37,900	$347,
LHC-0015 - Painting (General)	$15,900	$16,200	$16,500	$16,800	$17,100	$17,400	$17,700	$18,100	$18,500	$18,900	$173,
LHC-0016 - Sewer Pipe Blasting	$8,300	$8,500	$8,700	$8,900	$9,100	$9,300	$9,500	$9,700	$9,900	$10,100	$92,
LHC-0017 - Site Improvements (Various Locations)	$48,700	$49,700	$50,700	$51,700	$52,700	$53,800	$54,900	$56,000	$57,100	$58,200	$533,
LHC-0018 - Technology (Security Cameras, Key Fobs, Building Computers)	$17,100	$17,400	$17,700	$18,100	$18,500	$18,900	$19,300	$19,700	$20,100	$20,500	$187,

	2026	2027	2028	2029	2030	2031	2032	2033	2034	2035	10 Year T
LHC-0019 - Water System Upgrades General (Flesherton and Holstein)	$10,600	$10,800	$11,000	$11,200	$11,400	$11,600	$11,800	$12,000	$12,200	$12,400	$115,
LHC-0020 - Air Make Up Replacement (248 Queen Street, Durham)	$65,100	$0	$0	$0	$0	$0	$0	$0	$0	$0	$65,
LHC-0021 - Air Make Up Replacement (43 Hill Street Flesherton)	$12,000	$0	$0	$0	$0	$0	$0	$0	$0	$0	$12,
LHC-0022 - Air Makeup Replacement (157 Nelson Street, Meaford)	$0	$0	$0	$140,000	$0	$0	$0	$0	$0	$0	$140,
LHC-0023 - Air Makeup Replacement (208 Queen St, Durham)	$69,300	$0	$0	$0	$0	$0	$0	$0	$0	$0	$69,
LHC-0024 - Air Makeup Replacement (248 7th Ave E Owen Sound)	$71,800	$0	$0	$0	$0	$0	$0	$0	$0	$0	$71,
LHC-0026 - Air Makeup System Replacement (650 4th St A East, Owen Sound)	$37,100	$0	$0	$0	$0	$0	$0	$0	$0	$0	$37,
LHC-0029 - Common Area Flooring (121 William Street, Meaford)	$75,000	$0	$0	$0	$0	$0	$0	$0	$0	$0	$75,
LHC-0030 - Common Area Flooring (130 Albert Street, Meaford)	$55,000	$0	$0	$0	$0	$0	$0	$0	$0	$0	$55,
LHC-0031 - Concrete pads and Screen (80 Victoria Street Meaford)	$150,000	$0	$0	$0	$0	$0	$0	$0	$0	$0	$150,
LHC-0046 - Elevator Replacement (305 14th West, Owen Sound)	$866,900	$0	$0	$0	$0	$0	$0	$0	$0	$0	$866,
LHC-0051 - Fencing and Retaining wall replacement (16th Street Family Units, Owen Sound)	$150,000	$0	$0	$0	$0	$0	$0	$0	$0	$0	$150,
LHC-0054 - Water Pipe Replacement (248 7th Ave East, Owen Sound)	$26,100	$0	$0	$0	$0	$0	$0	$0	$0	$0	$26,
LHC-0055 - Asphalt Parking Lot (100 Margaret Elizabeth, Markdale)	$60,000	$0	$0	$0	$0	$0	$0	$0	$0	$0	$60,
LHC-0056 - Asphalt Parking Lot (490 7th Avenue East, Owen Sound)	$114,700	$0	$0	$0	$0	$0	$0	$0	$0	$0	$114,

	2026	2027	2028	2029	2030	2031	2032	2033	2034	2035	10 Year T
LHC-0058 - Bathroom Rebuilds (157 Nelson Street, Meaford)	$0	$0	$80,000	$0	$0	$0	$0	$0	$0	$0	$80,
LHC-0060 - Bathroom Rebuilds (208 Queen St., Durham)	$0	$250,000	$0	$0	$0	$0	$0	$0	$0	$0	$250,
LHC-0062 - Bathroom renovations (121 William Street, Meaford)	$0	$0	$0	$0	$0	$0	$0	$0	$0	$210,000	$210,
LHC-0063 - Bathroom Renovations (159 Parker Street Meaford)	$240,000	$0	$0	$0	$0	$0	$0	$0	$0	$0	$240,
LHC-0067 - Concrete Sidewalks and Exterior Slab (50 McNab Street, Chatsworth)	$35,000	$0	$0	$0	$0	$0	$0	$0	$0	$0	$35,
LHC-0068 - Elevator Replacement (85 Lemon Street, Thornbury)	$75,000	$0	$0	$0	$0	$0	$0	$0	$0	$0	$75,
LHC-0069 - Exterior Door Replacement/Suite Doors (81 Bruce Street, Thornbury)	$94,100	$0	$0	$0	$0	$0	$0	$0	$0	$0	$94,
LHC-0070 - Exterior Doors (East Side Family Units)	$32,000	$0	$0	$0	$0	$0	$0	$0	$0	$0	$32,
LHC-0072 - In Suite Radiators (305 14th Street West, Owen Sound)	$0	$0	$250,000	$0	$0	$0	$0	$0	$0	$0	$250,
LHC-0073 - Kitchen Rebuilds (157 Nelson Street, Meaford)	$80,000	$0	$0	$0	$0	$0	$0	$0	$0	$0	$80,
LHC-0074 - Kitchen Rebuilds (208 Queen Street, Durham)	$0	$0	$0	$250,000	$0	$0	$0	$0	$0	$0	$250,
LHC-0075 - Kitchen Rebuilds (248 7th Ave E Owen Sound)	$0	$170,000	$0	$0	$0	$0	$0	$0	$0	$0	$170,
LHC-0076 - Patio Door Replacement (121 William Street, Meaford)	$57,600	$0	$0	$0	$0	$0	$0	$0	$0	$0	$57,
LHC-0078 - Roof Replacement (41 Mark Street, Markdale)	$200,000	$0	$0	$0	$0	$0	$0	$0	$0	$0	$200,
LHC-0079 - Roof Replacement (490 7th Avenue East, Owen Sound)	$158,800	$0	$0	$0	$0	$0	$0	$0	$0	$0	$158,
LHC-0080 - Roof Replacement (West Side	$315,000	$0	$0	$0	$0	$0	$0	$0	$0	$0	$315,

	2026	2027	2028	2029	2030	2031	2032	2033	2034	2035	10 Year T
Family Units)											
LHC-0081 - Sidewalk Replacement (159 Parker Street, Meaford)	$50,000	$0	$0	$0	$0	$0	$0	$0	$0	$0	$50,
LHC-0082 - Siding and Window Replacement (208 Queen Street Durham)	$75,000	$0	$0	$0	$0	$0	$0	$0	$0	$0	$75,
LHC-0083 - Window Replacement (40 Artemesia Street, Dundalk)	$59,400	$0	$0	$0	$0	$0	$0	$0	$0	$0	$59,
LHC-0084 - Window Replacement (50 McNab Street, Chatsworth)	$81,100	$0	$0	$0	$0	$0	$0	$0	$0	$0	$81,
LHC-0085 - Window Replacement (85 Lemon Street, Thornbury)	$80,000	$0	$0	$0	$0	$0	$0	$0	$0	$0	$80,
LHC-0086 - Air Make Up (81 Bruce Street, Thornbury)	$150,000	$0	$0	$0	$0	$0	$0	$0	$0	$0	$150,
LHC-0087 - Air Make Up Replacement (121 William Street, Meaford)	$150,000	$0	$0	$0	$0	$0	$0	$0	$0	$0	$150,
LHC-0088 - Asphalt Parking Lot (181 Victoria Street Dundalk)	$67,200	$0	$0	$0	$0	$0	$0	$0	$0	$0	$67,
LHC-0089 - Bath Rebuilds (248 7th Ave Owen Sound)	$170,000	$0	$0	$0	$0	$0	$0	$0	$0	$0	$170,
LHC-0090 - Building Condition Assessment	$180,100	$0	$0	$0	$0	$198,800	$0	$0	$0	$0	$378,
LHC-0091 - Building Exterior Doors (650 4th Street A East, Owen Sound)	$120,000	$0	$0	$0	$0	$0	$0	$0	$0	$0	$120,
LHC-0092 - Elevator Replacement (650 4th Street A East Owen Sound)	$100,000	$0	$0	$0	$0	$0	$0	$0	$0	$0	$100,
LHC-0093 - Emergency Generator (130 Albert Street, Meaford)	$100,000	$0	$0	$0	$0	$0	$0	$0	$0	$0	$100,
LHC-0094 - Front Waterproofing and Stair Replacement (Alpha Street, Owen Sound)	$250,000	$250,000	$250,000	$0	$0	$0	$0	$0	$0	$0	$750,
LHC-0095 - Main Entrance Doors (130 Albert Street, Meaford)	$12,000	$0	$0	$0	$0	$0	$0	$0	$0	$0	$12,

	2026	2027	2028	2029	2030	2031	2032	2033	2034	2035	10 Year T
LHC-0096 - Roof Replacement (208 Queen Street, Durham)	$350,000	$0	$0	$0	$0	$0	$0	$0	$0	$0	$350,
LHC-0097 - Window Replacement (250 12th Ave Hanover)	$0	$110,000	$0	$0	$0	$0	$0	$0	$0	$0	$110,
LHC-0098 - Window Replacement (81 Bruce Street, Thornbury)	$0	$72,000	$0	$0	$0	$0	$0	$0	$0	$0	$72,
LHC-0099 - Exterior Doors (80 Victoria Street, Meaford)	$0	$0	$60,000	$0	$0	$0	$0	$0	$0	$0	$60,
LHC-0100 - Exterior Door Replacement (16th Street Family Units, Owen Sound)	$0	$0	$128,000	$0	$0	$0	$0	$0	$0	$0	$128,
LHC-0101 - Front Vestibule Rebuild (315 Bruce Street, Durham)	$0	$0	$75,000	$0	$0	$0	$0	$0	$0	$0	$75,
LHC-0102 - Front Vestibule Entrance Replacement (214 11th Avenue, Hanover)	$0	$0	$75,000	$0	$0	$0	$0	$0	$0	$0	$75,
LHC-0103 - Kitchen Rebuilds (315 Bruce Street, Durham)	$0	$110,000	$0	$0	$0	$0	$0	$0	$0	$0	$110,
LHC-0104 - Roof Replacement (East Side Family Units)	$0	$93,700	$0	$0	$0	$0	$0	$0	$0	$0	$93,
LHC-0105 - Balcony Railings and Screens (159 Parker Street, Meaford)	$0	$0	$0	$0	$0	$0	$0	$48,000	$0	$0	$48,
LHC-0106 - Bath Rebuilds (248 Queen Street, Durham)	$0	$170,000	$0	$0	$0	$0	$0	$0	$0	$0	$170,
LHC-0107 - Flooring Replacement (481 11th Street, Hanover)	$0	$0	$15,000	$0	$0	$0	$0	$0	$0	$0	$15,
LHC-0108 - Lift Replacement (181 Victoria Street, Dundalk)	$0	$0	$70,000	$0	$0	$0	$0	$0	$0	$0	$70,
LHC-0109 - Roof Replacement (80 Victoria Street Meaford)	$200,000	$0	$0	$0	$0	$0	$0	$0	$0	$0	$200,
LHC-0110 - Sidewalk Repair/Replacement (305 14th Street West, Owen Sound)	$0	$0	$0	$0	$0	$0	$0	$0	$40,000	$0	$40,
LHC-0111 - Sidewalk Repair/Replacement (41	$0	$0	$10,000	$0	$0	$0	$0	$0	$0	$0	$10,

	2026	2027	2028	2029	2030	2031	2032	2033	2034	2035	10 Year T
Mark Street, Markdale)											
LHC-0112 - Unit Entry Doors (248 Queen Street, Durham)	$0	$0	$22,000	$0	$0	$0	$0	$0	$0	$0	$22,
LHC-0113 - Water Pipe Replacement (50 McNab Street Chatsworth)	$0	$0	$70,000	$0	$0	$0	$0	$0	$0	$0	$70,
LHC-0114 - Window Replacement (214 11th Avenue, Hanover)	$0	$0	$30,000	$0	$0	$0	$0	$0	$0	$0	$30,
LHC-0115 - Window Replacement (392015 Grey Road 109, Holstein)	$0	$0	$56,000	$0	$0	$0	$0	$0	$0	$0	$56,
LHC-0116 - Window Replacement (43 Hill Street, Flesherton)	$0	$0	$36,000	$0	$0	$0	$0	$0	$0	$0	$36,
LHC-0117 - Window Replacement (Durham Family Units)	$0	$0	$60,000	$0	$0	$0	$0	$0	$0	$0	$60,
LHC-0118 - Air Make Up Replacement (181 Victoria Street, Dundalk)	$0	$0	$0	$120,000	$0	$0	$0	$0	$0	$0	$120,
LHC-0119 - Air Make Up Replacement (315 Bruce Street, Durham)	$0	$0	$0	$150,000	$0	$0	$0	$0	$0	$0	$150,
LHC-0120 - Balconies and Railings (17 Legion Rd., Meaford)	$0	$0	$0	$69,000	$0	$0	$0	$0	$0	$0	$69,
LHC-0121 - Balcony Railing Replacement (40 Artemesia Street, Dundalk)	$0	$0	$0	$30,000	$0	$0	$0	$0	$0	$0	$30,
LHC-0122 - Balcony Resurfacing (130 Albert Street, Meaford)	$0	$0	$0	$16,800	$0	$0	$0	$0	$0	$0	$16,
LHC-0123 - Front Concrete Steps (Westmount Family Units)	$0	$0	$0	$0	$0	$0	$136,500	$0	$0	$0	$136,
LHC-0124 - Interior Suite Doors (392051 Main Street, Holstein)	$0	$0	$32,000	$0	$0	$0	$0	$0	$0	$0	$32,
LHC-0125 - Interior Suite Doors (99 Argyle Street, Markdale)	$0	$0	$20,000	$0	$0	$0	$0	$0	$0	$0	$20,
LHC-0126 - Kitchen Rebuilds (159 Parker Street, Meaford)	$0	$0	$240,000	$0	$0	$0	$0	$0	$0	$0	$240,

	2026	2027	2028	2029	2030	2031	2032	2033	2034	2035	10 Year T
LHC-0127 - Kitchen Rebuilds (248 Queen Street, Durham)	$0	$0	$0	$110,000	$0	$0	$0	$0	$0	$0	$110,
LHC-0128 - Lift Replacement (100 Margaret Elizabeth, Markdale)	$0	$0	$0	$75,000	$0	$0	$0	$0	$0	$0	$75,
LHC-0129 - Lift Replacement (40 Artemesia Street, Dundalk)	$0	$0	$0	$70,000	$0	$0	$0	$0	$0	$0	$70,
LHC-0130 - Patio Door Replacement (159 Parker Street, Meaford)	$0	$0	$0	$55,200	$0	$0	$0	$0	$0	$0	$55,
LHC-0131 - Siding Replacement (181 Victoria Street Dundalk)	$0	$0	$0	$36,000	$0	$0	$0	$0	$0	$0	$36,
LHC-0132 - Suite Doors Corridor (181 Victoria Street Dundalk)	$0	$0	$0	$36,000	$0	$0	$0	$0	$0	$0	$36,
LHC-0133 - Unit Entry Doors (81 Bruce St Thornbury)	$0	$0	$0	$72,000	$0	$0	$0	$0	$0	$0	$72,
LHC-0134 - Window Replacement (159 Parker Street, Meaford)	$0	$0	$0	$70,000	$0	$0	$0	$0	$0	$0	$70,
LHC-0135 - Window Replacement (481 11th Street, Hanover)	$0	$0	$0	$60,000	$0	$0	$0	$0	$0	$0	$60,
LHC-0136 - Asphalt Replacement (Alpha Street, Owen Sound)	$0	$0	$0	$0	$200,000	$0	$0	$0	$0	$0	$200,
LHC-0137 - Balconies Re surfaced (225 14th Street, Owen Sound)	$0	$0	$0	$0	$50,000	$0	$0	$0	$0	$0	$50,
LHC-0138 - Balcony Repairs and Railings (181 Victoria Street, Dundalk)	$0	$0	$0	$0	$50,000	$0	$0	$0	$0	$0	$50,
LHC-0139 - Ceiling and Lighting Upgrades (100 Marg. Eliz Markdale)	$0	$0	$0	$0	$25,000	$0	$0	$0	$0	$0	$25,
LHC-0140 - Ceiling and Lighting Upgrades (208 Queen St. Durham)	$0	$0	$0	$0	$30,000	$0	$0	$0	$0	$0	$30,
LHC-0141 - Ceiling and Lighting Upgrades (248 Queen Street Durham)	$0	$0	$0	$0	$30,000	$0	$0	$0	$0	$0	$30,
LHC-0142 - Common Area Flooring, Lighting	$0	$0	$0	$0	$130,000	$0	$0	$0	$0	$0	$130,

	2026	2027	2028	2029	2030	2031	2032	2033	2034	2035	10 Year T
and Water Lines (85 Lemon Street Thornbury)											
LHC-0143 - Concrete Replacements and Screens (81 Bruce Street, Thornbury)	$0	$0	$0	$0	$180,000	$0	$0	$0	$0	$0	$180,
LHC-0144 - Concrete Steps Replacement (Family Units Durham)	$0	$0	$0	$0	$18,000	$0	$0	$0	$0	$0	$18,
LHC-0145 - Exterior Cladding (490 7th Ave East Owen Sound)	$0	$0	$0	$0	$20,000	$0	$0	$0	$0	$0	$20,
LHC-0146 - Exterior Door Replacement (85 Lemon Street, Thornbury)	$0	$0	$0	$0	$96,000	$0	$0	$0	$0	$0	$96,
LHC-0147 - Exterior Hollow Metal Doors (250 12th Ave Hanover)	$0	$0	$0	$0	$15,000	$0	$0	$0	$0	$0	$15,
LHC-0148 - Fence Replacement (East Side Family Units)	$0	$0	$0	$0	$32,000	$0	$0	$0	$0	$0	$32,
LHC-0149 - Front, Side and Stairwell Door Replacment (305 14th Street, Owen Sound)	$0	$0	$0	$0	$35,000	$0	$0	$0	$0	$0	$35,
LHC-0150 - Furnace Replacement (Family Units Durham)	$0	$0	$0	$0	$48,000	$0	$0	$0	$0	$0	$48,
LHC-0151 - Furnace Replacement (East Side Family Units)	$0	$0	$0	$0	$64,000	$0	$0	$0	$0	$0	$64,
LHC-0152 - Furnace Replacement (Hanover Family Units)	$0	$0	$0	$0	$64,000	$0	$0	$0	$0	$0	$64,
LHC-0153 - Furnace Replacement (Meaford Family Units)	$0	$0	$0	$0	$80,000	$0	$0	$0	$0	$0	$80,
LHC-0154 - Interior Common Doors (248 Queen Street, Durham)	$0	$0	$0	$0	$18,000	$0	$0	$0	$0	$0	$18,
LHC-0155 - Interior Hollow Metal Doors (100 Margaret Elizabeth, Markdale)	$0	$0	$0	$0	$24,000	$0	$0	$0	$0	$0	$24,
LHC-0156 - Interior Suite Doors (481 11th St Hanover)	$0	$0	$0	$0	$12,000	$0	$0	$0	$0	$0	$12,
LHC-0157 - Replace Concrete Walks	$0	$0	$0	$0	$40,000	$0	$0	$0	$0	$0	$40,

	2026	2027	2028	2029	2030	2031	2032	2033	2034	2035	10 Year T
(Holstein)											
LHC-0158 - Siding Replacement (157 Nelson Street, Meaford)	$0	$0	$0	$0	$33,200	$0	$0	$0	$0	$0	$33,
LHC-0159 - Siding Replacement (40 Artemesia St Dundalk)	$0	$0	$0	$0	$10,000	$0	$0	$0	$0	$0	$10,
LHC-0160 - Unit Entry Door Replacement (100 Margaret Elizabeth, Markdale)	$0	$0	$0	$0	$40,000	$0	$0	$0	$0	$0	$40,
LHC-0161 - Unit Entry Door Replacement (214 11th St, Hanover)	$0	$0	$0	$0	$22,000	$0	$0	$0	$0	$0	$22,
LHC-0162 - Unit Entry Door Replacement (315 Bruce St Durham)	$0	$0	$0	$0	$22,000	$0	$0	$0	$0	$0	$22,
LHC-0163 - Unit Entry Door Replacement (43 Hill St Flesherton)	$0	$0	$0	$0	$20,000	$0	$0	$0	$0	$0	$20,
LHC-0164 - Water Pipe Replacement (208 Queen Street, Durham)	$0	$0	$0	$0	$75,000	$0	$0	$0	$0	$0	$75,
LHC-0165 - Water Pipe Replacement (315 Bruce St Durham)	$0	$0	$0	$0	$75,000	$0	$0	$0	$0	$0	$75,
LHC-0166 - Window Replacement (130 Albert Street, Meaford)	$0	$0	$0	$0	$150,000	$0	$0	$0	$0	$0	$150,
LHC-0167 - Air Makeup Replacement (100 Margaret Elizabeth, Markdale)	$0	$0	$0	$0	$0	$150,000	$0	$0	$0	$0	$150,
LHC-0168 - Bathroom Replacement (214 11th St, Hanover)	$0	$0	$0	$0	$0	$110,000	$0	$0	$0	$0	$110,
LHC-0169 - Common Area Flooring Replacement (17 Legion Road, Meaford)	$0	$0	$0	$0	$0	$25,100	$0	$0	$0	$0	$25,
LHC-0170 - Common Area Flooring Replacement (250 12th Ave Hanover)	$0	$0	$0	$0	$0	$25,500	$0	$0	$0	$0	$25,
LHC-0171 - Common Area Flooring Replacement (650 4th St A East, Owen Sound)	$0	$0	$0	$0	$0	$120,000	$0	$0	$0	$0	$120,
LHC-0172 - Common Area Flooring	$0	$0	$0	$0	$0	$23,400	$0	$0	$0	$0	$23,

	2026	2027	2028	2029	2030	2031	2032	2033	2034	2035	10 Year T
Replacement (81 Bruce St, Thornbury)											
LHC-0173 - Flat Roof Replacement (225 14th Street West, Owen Sound)	$0	$0	$0	$0	$0	$0	$308,600	$0	$0	$0	$308,
LHC-0174 - Floor Scrubber (81 Bruce St, Thornbury)	$0	$0	$0	$0	$0	$12,000	$0	$0	$0	$0	$12,
LHC-0175 - Flooring Replacement (181 Victoria Street, Dundalk)	$0	$0	$0	$0	$0	$22,000	$0	$0	$0	$0	$22,
LHC-0176 - Furnace Replacement (Alpha Street, Owen Sound)	$0	$0	$0	$0	$0	$544,000	$0	$0	$0	$0	$544,
LHC-0177 - Lift Replacement (17 Legion Road, Meaford)	$0	$0	$0	$0	$0	$75,000	$0	$0	$0	$0	$75,
LHC-0178 - Parking Lot Replacement (130 Albert Street, Meaford)	$0	$0	$0	$0	$0	$46,700	$0	$0	$0	$0	$46,
LHC-0179 - Unit Entry Doors (225 14th Street West, Owen Sound)	$0	$0	$0	$0	$0	$0	$112,000	$0	$0	$0	$112,
LHC-0180 - Common Area Doors (85 Lemon St, Thornbury)	$0	$0	$0	$0	$0	$0	$24,000	$0	$0	$0	$24,
LHC-0181 - Exterior Door Replacement (40 Artemesia St, Dundalk)	$0	$0	$0	$0	$0	$0	$20,000	$0	$0	$0	$20,
LHC-0182 - Exterior Siding and Insulation (West Side Family Units)	$0	$0	$0	$0	$0	$0	$250,000	$0	$0	$0	$250,
LHC-0183 - Fencing Replacement (181 Victoria St, Dundalk)	$0	$0	$0	$0	$0	$0	$55,000	$0	$0	$0	$55,
LHC-0184 - Fencing Replacement (481 11th St Hanover)	$0	$0	$0	$0	$0	$0	$42,000	$0	$0	$0	$42,
LHC-0185 - Fencing Replacement (650 4th St A E, Owen Sound)	$0	$0	$0	$0	$0	$0	$42,000	$0	$0	$0	$42,
LHC-0186 - Fencing replacement (85 Lemon St, Thornbury)	$0	$0	$0	$0	$0	$0	$33,000	$0	$0	$0	$33,
LHC-0187 - Fencing Replacement (Alpha Street Owen Sound)	$0	$0	$0	$0	$0	$0	$70,000	$0	$0	$0	$70,
LHC-0188 - Flooring Replacement (100 Marg	$0	$0	$0	$0	$0	$0	$12,600	$0	$0	$0	$12,

	2026	2027	2028	2029	2030	2031	2032	2033	2034	2035	10 Year T
Eliz, Markdale)											
LHC-0189 - Flooring Replacement (40 Artemesia St, Dundalk)	$0	$0	$0	$0	$0	$0	$25,000	$0	$0	$0	$25,
LHC-0190 - Hollow Metal Doors (481 11th St, Hanover)	$0	$0	$0	$0	$0	$0	$20,000	$0	$0	$0	$20,
LHC-0191 - Interior Common Area Doors (250 12th Ave Hanover)	$0	$0	$0	$0	$0	$0	$16,000	$0	$0	$0	$16,
LHC-0192 - Kitchen Replacement (81 Bruce St, Thornbury)	$0	$0	$0	$0	$0	$0	$360,000	$0	$0	$0	$360,
LHC-0193 - Kitchen Replacements (Main St Holstein)	$0	$0	$0	$0	$0	$0	$160,000	$0	$0	$0	$160,
LHC-0194 - Main Entrance (248 Queen St Durham)	$0	$0	$0	$0	$0	$0	$15,000	$0	$0	$0	$15,
LHC-0195 - Overhead Door (181 Victoria St, Dundalk)	$0	$0	$0	$0	$0	$0	$7,000	$0	$0	$0	$7,
LHC-0196 - Patio Door Replacement (41 Mark Street, Markdale)	$0	$0	$0	$0	$0	$0	$60,000	$0	$0	$0	$60,
LHC-0197 - Soffit and Fascia Replacement (650 4th St A E, Owen Sound)	$0	$0	$0	$0	$0	$0	$50,000	$0	$0	$0	$50,
LHC-0198 - Unit Entry Door (181 Victoria St, Dundalk)	$0	$0	$0	$0	$0	$0	$48,000	$0	$0	$0	$48,
LHC-0199 - Unit/Balcony Doors (130 Albert Street, Meaford)	$0	$0	$0	$0	$0	$0	$57,500	$0	$0	$0	$57,
LHC-0200 - Well Head Replacement (43 Hill Street, Flesherton)	$0	$0	$0	$0	$0	$0	$10,000	$0	$0	$0	$10,
LHC-0201 - Asphalt Parking Lot (650 4th St A East, Owen Sound)	$0	$0	$0	$0	$0	$0	$0	$90,000	$0	$0	$90,
LHC-0202 - Balcony Refinishing (305 14th West, Owen Sound)	$0	$0	$0	$0	$0	$0	$0	$149,600	$0	$0	$149,
LHC-0203 - Bath Rebuilding (650 4th St A E, Owen Sound)	$0	$0	$0	$0	$0	$0	$0	$540,000	$0	$0	$540,
LHC-0204 - Bathroom Replacement (130 Albert Street, Meaford)	$0	$0	$0	$0	$0	$0	$0	$250,000	$0	$0	$250,

	2026	2027	2028	2029	2030	2031	2032	2033	2034	2035	10 Year T
LHC-0205 - Cladding Replacement (248 Queen Street, Durham)	$0	$0	$0	$0	$0	$0	$0	$40,000	$0	$0	$40,
LHC-0206 - Concrete Pavers and wood timber gardens (East Side Family Units)	$0	$0	$0	$0	$0	$0	$0	$60,000	$0	$0	$60,
LHC-0207 - Concrete Pavers (Westmount Family Units)	$0	$0	$0	$0	$0	$0	$0	$0	$320,000	$0	$320,
LHC-0208 - Exterior Cladding Replacement (481 11th Street, Hanover)	$0	$0	$0	$0	$0	$0	$0	$20,000	$0	$0	$20,
LHC-0209 - Exterior Siding and Insulation (East Side Family Units)	$0	$0	$0	$0	$0	$0	$0	$80,000	$0	$0	$80,
LHC-0210 - Exterior Siding Replacement (Meaford family units)	$0	$0	$0	$0	$0	$0	$0	$100,000	$0	$0	$100,
LHC-0211 - Garbage Compactor (130 Albert St, Meaford)	$0	$0	$0	$0	$0	$0	$0	$15,000	$0	$0	$15,
LHC-0212 - Interior Hollow Metal Doors (130 Albert Street, Meaford)	$0	$0	$0	$0	$0	$0	$0	$48,000	$0	$0	$48,
LHC-0213 - Interior Suite Door (250 12th Ave. Hanover)	$0	$0	$0	$0	$0	$0	$0	$50,000	$0	$0	$50,
LHC-0214 - Interior Suite Doors (650 4th Street A East, Owen Sound)	$0	$0	$0	$0	$0	$0	$0	$0	$108,000	$0	$108,
LHC-0215 - Kitchen Rebuilds (225 14th Street West, Owen Sound)	$0	$0	$0	$0	$0	$560,000	$0	$0	$0	$0	$560,
LHC-0217 - Siding Replacement (17 Legion Road, Meaford)	$0	$0	$0	$0	$0	$0	$0	$100,000	$0	$0	$100,
LHC-0218 - Siding Replacement (81 Bruce Street, Thornbury)	$0	$0	$0	$0	$0	$0	$0	$50,000	$0	$0	$50,
LHC-0219 - Siding Replacement (85 Lemon Street, Thornbury)	$0	$0	$0	$0	$0	$0	$0	$75,000	$0	$0	$75,
LHC-0220 - Suite Door Replacement (490 7th Avenue East, Owen Sound)	$0	$0	$0	$0	$0	$0	$0	$72,000	$0	$0	$72,
LHC-0221 - Suite Door Replacements (157	$0	$0	$0	$0	$0	$0	$0	$16,000	$0	$0	$16,

	2026	2027	2028	2029	2030	2031	2032	2033	2034	2035	10 Year T
Nelson Street, Meaford)											
LHC-0222 - Suite Doors (17 Legion Road, Meaford)	$0	$0	$0	$0	$0	$0	$0	$60,000	$0	$0	$60,
LHC-0223 - Unit Entry Doors (248 7th Avenue East, Owen Sound)	$0	$0	$0	$0	$0	$0	$0	$40,000	$0	$0	$40,
LHC-0224 - Unit Entry Doors (41 Mark St. Markdale)	$0	$0	$0	$0	$0	$0	$0	$24,000	$0	$0	$24,
LHC-0225 - Transfer to Reserve - Future Infrastructure Needs	$216,500	$220,800	$225,200	$229,700	$234,300	$239,000	$243,800	$248,700	$253,700	$258,800	$2,370,
LHC-0226 - Transfer to Reserve - Affordable Housing Builds	$718,900	$880,600	$933,400	$989,400	$1,048,800	$1,111,700	$1,178,400	$1,249,100	$1,324,000	$1,403,400	$10,837,
LHC-0228 - Preparing Units For Sale (Westmount)	$100,000	$100,000	$100,000	$100,000	$100,000	$100,000	$100,000	$100,000	$100,000	$100,000	$1,000,
LHC-0230 - Common Area Lighting (121 William St, Meaford)	$0	$11,200	$0	$0	$0	$0	$0	$0	$0	$0	$11,
LHC-0231 - Demolish Tunnel (121 William Street, Meaford)	$20,000	$0	$0	$0	$0	$0	$0	$0	$0	$0	$20,
LHC-0232 - Designated Substances	$15,300	$15,600	$15,900	$16,200	$16,500	$16,800	$17,100	$17,400	$17,700	$18,100	$166,
LHC-0235 - Parking Lot - Golden Town (80 Victoria St, Meaford)	$233,400	$0	$0	$0	$0	$0	$0	$0	$0	$0	$233,
LHC-0236 - Roof Replacements (121 William Street, Meaford)	$360,000	$0	$0	$0	$0	$0	$0	$0	$0	$0	$360,
LHC-0237 - Roof Replacements (Westmount Family Units, Owen Sound)	$24,000	$0	$0	$0	$0	$0	$0	$0	$0	$0	$24,
LHC-0238 - Main Sewer Pipe (315 Bruce Street, Durham)	$10,000	$0	$0	$0	$0	$0	$0	$0	$0	$0	$10,
LHC-0239 - Common Area Flooring (208 Queen Street, Durham)	$0	$10,000	$0	$0	$0	$0	$0	$0	$0	$0	$10,
LHC-0240 - Bathroom Replacements (181 Victoria Dundalk)	$0	$0	$0	$0	$0	$0	$0	$0	$0	$240,000	$240,
LHC-0241 - Common Area flooring (315 Bruce St Durham)	$0	$0	$0	$0	$0	$0	$0	$0	$15,000	$0	$15,

	2026	2027	2028	2029	2030	2031	2032	2033	2034	2035	10 Year T
LHC-0242 - Common Area Lighting (130 Albert Street, Meaford)	$0	$0	$0	$0	$0	$0	$0	$0	$20,000	$0	$20,
LHC-0243 - Common Room Windows (121 William St, Meaford)	$0	$0	$0	$0	$0	$0	$0	$0	$20,000	$0	$20,
LHC-0244 - Concrete Patio Dividers (85 Lemon, Thornbury)	$0	$0	$0	$0	$0	$0	$0	$0	$150,000	$0	$150,
LHC-0245 - Concrete Patios (225 14th St W, Owen Sound)	$0	$0	$0	$0	$0	$0	$0	$0	$0	$336,000	$336,
LHC-0246 - Concrete Pavers (Meaford Family Units)	$0	$0	$0	$0	$0	$0	$0	$0	$100,000	$0	$100,
LHC-0247 - Exterior Pole Light (85 Lemon, Thornbury)	$0	$0	$0	$0	$0	$0	$0	$0	$20,000	$0	$20,
LHC-0248 - Exterior Pole Lights (Alpha Street Owen Sound)	$0	$0	$0	$0	$0	$0	$0	$0	$40,000	$0	$40,
LHC-0249 - Fencing Replacement (40 Artemesia, Dundalk)	$0	$0	$0	$0	$0	$0	$0	$0	$35,000	$0	$35,
LHC-0250 - Parking Lot (159 Parker St, Meaford)	$0	$0	$0	$0	$0	$0	$0	$0	$0	$70,000	$70,
LHC-0251 - Patio Doors (130 Albert Street, Meaford)	$0	$0	$0	$0	$0	$0	$0	$0	$62,500	$0	$62,
LHC-0252 - Patio Door Replacement (481 11th Street, Hanover)	$0	$0	$0	$0	$0	$0	$0	$0	$57,000	$0	$57,
LHC-0253 - Patio Door Replacement (121 William St, Meaford)	$0	$0	$0	$0	$0	$0	$0	$0	$240,000	$0	$240,
LHC-0254 - Siding Replacement (Westmount Family Units)	$0	$0	$0	$0	$0	$0	$0	$0	$64,000	$0	$64,
LHC-0255 - Site Lighting (40 Artemesia, Dundalk)	$0	$0	$0	$0	$0	$0	$0	$0	$6,000	$0	$6,
LHC-0256 - Solar Panel Replacements (305 14th St W, Owen Sound)	$0	$0	$0	$0	$0	$0	$0	$0	$100,000	$0	$100,
LHC-0257 - Unit Patio Doors (305 14th St W, Owen Sound)	$0	$0	$0	$0	$0	$0	$0	$0	$374,000	$0	$374,
LHC-0258 - Water Pipe Replacements (159 Parker St, Meaford)	$0	$0	$0	$0	$0	$0	$0	$0	$150,000	$0	$150,

	2026	2027	2028	2029	2030	2031	2032	2033	2034	2035	10 Year T
LHC-0259 - Kitchen Rebuilds (50 McNab, Chatsworth)	$0	$0	$0	$0	$0	$0	$0	$0	$0	$264,000	$264,
LHC-0260 - Common Area Lighting (181 Victoria St, Dundalk)	$0	$0	$0	$0	$0	$0	$0	$0	$0	$105,300	$105,
LHC-0261 - Exterior Door Replacement (Durham Family Units)	$0	$0	$0	$0	$0	$0	$0	$0	$0	$24,000	$24,
LHC-0262 - Interior Hollow Metal Doors (208 Queen St, Durham)	$0	$0	$0	$0	$0	$0	$0	$0	$0	$12,000	$12,
LHC-0263 - Water System Pressure Tanks (43 Hill St, Flesherton)	$0	$0	$0	$0	$0	$0	$0	$0	$0	$8,000	$8,
LHC-0264 - Generator Replacement (43 Hill St, Flesherton)	$0	$0	$0	$0	$0	$0	$0	$0	$0	$75,000	$75,
LHC-0265 - Aluminum-framed Main Entrance Doors (250 12th Ave, Hanover)	$0	$0	$0	$0	$0	$0	$0	$0	$0	$15,000	$15,
LHC-0266 - Air Makeup Replacement (250 12th Ave, Hanover)	$0	$0	$0	$0	$0	$0	$0	$0	$0	$150,000	$150,
LHC-0267 - Kitchen Replacements (250 12th Ave, Hanover)	$0	$0	$0	$0	$0	$0	$0	$0	$0	$300,000	$300,
LHC-0268 - Flooring Replacement (Main St, Holstein)	$0	$0	$0	$0	$0	$0	$0	$0	$0	$75,000	$75,
LHC-0269 - Common Area and Site Lighting (99 Argyle St, Markdale)	$0	$0	$0	$0	$0	$0	$0	$0	$0	$7,000	$7,
LHC-0270 - Tile Flooring Replacement (100 Margaret Elizabeth, Markdale)	$0	$0	$0	$0	$0	$0	$0	$0	$0	$16,300	$16,
LHC-0271 - Concrete Pads and Walkways (157 Nelson St, Meaford)	$0	$0	$0	$0	$0	$0	$0	$0	$0	$30,000	$30,
LHC-0272 - Common Area Flooring (130 Albert Street, Meaford) - Copy	$0	$0	$0	$0	$0	$0	$0	$0	$0	$12,000	$12,
LHC-0273 - Mechanical Equipment Upgrades (130 Albert St, Meaford)	$0	$0	$0	$0	$0	$0	$0	$0	$0	$175,000	$175,
LHC-0274 - Unit Entry Doors (130 Albert St, Meaford)	$0	$0	$0	$0	$0	$0	$0	$0	$0	$55,000	$55,

	2026	2027	2028	2029	2030	2031	2032	2033	2034	2035	10 Year T
LHC-0275 - Bathroom Replacement (7th, 8th and 16th St, Owen Sound)	$0	$0	$0	$0	$0	$0	$0	$0	$0	$384,000	$384,
LHC-0276 - Common Area Lighting and Exit Signage (650 4th St A East, Owen Sound)	$0	$0	$0	$0	$0	$0	$0	$0	$0	$37,000	$37,
LHC-0277 - Elevator Replacement (225 14th St W, Owen Sound)	$130,000	$0	$0	$0	$0	$0	$0	$0	$0	$0	$130,
LHC-0278 - Unit Entry Doors (305 14th St W, Owen Sound)	$0	$0	$0	$0	$0	$0	$0	$0	$0	$317,500	$317,
LHC-0279 - Elevator Replacement (81 Bruce St, Thornbury)	$130,000	$0	$0	$0	$0	$0	$0	$0	$0	$0	$130,
LHC-0280 - Balcony Railing Replacement (81 Bruce St, Thornbury)	$0	$0	$0	$0	$0	$0	$0	$0	$0	$80,000	$80,
LHC-0281 - Exterior Door Replacement (50 McNab, Chatsworth)	$0	$0	$0	$0	$0	$0	$0	$0	$0	$39,100	$39,
LHC-0282 - Unit Entry Doors (40 Artemesia St, Dundalk	$0	$0	$0	$0	$0	$0	$0	$0	$0	$23,800	$23,
LHC-0283 - Door replacements (General)	$50,000	$0	$0	$0	$0	$0	$0	$0	$0	$0	$50,
Human Services - LTC Grey Gables	**$1,464,900**	**$484,700**	**$531,100**	**$609,000**	**$421,800**	**$494,700**	**$409,900**	**$385,400**	**$411,200**	**$422,400**	**$5,635,**
GGG-0001 - High-Low Beds/Mattresses	$10,500	$11,000	$11,500	$12,000	$12,500	$13,000	$13,500	$14,000	$14,500	$15,000	$127,
GGG-0002 - Home Enhancements	$20,000	$10,000	$10,000	$10,000	$10,000	$10,000	$10,000	$10,000	$0	$10,000	$100,
GGG-0003 - Information Technology	$17,200	$17,600	$18,000	$18,400	$18,800	$19,200	$19,600	$20,000	$20,400	$20,800	$190,
GGG-0004 - Resident Lifts	$19,000	$19,500	$20,000	$20,500	$21,000	$21,500	$22,000	$22,500	$23,000	$23,000	$212,
GGG-0005 - Copper Piping Replacement	$6,000	$6,100	$6,200	$6,300	$6,400	$6,500	$6,600	$6,700	$6,800	$6,900	$64,
GGG-0006 - Dietary Equipment	$15,000	$40,000	$10,000	$20,000	$15,000	$15,000	$15,000	$20,000	$15,000	$15,000	$180,
GGG-0007 - Furniture and Equipment Replacement	$5,500	$5,600	$5,700	$5,800	$5,900	$6,000	$6,100	$6,200	$6,300	$6,400	$59,
GGG-0008 - Debenture Payment - Roof	$73,200	$73,200	$73,200	$73,200	$59,700	$0	$0	$0	$0	$0	$352,
GGG-0009 - Heating and/or Cooling Systems	$0	$0	$0	$75,000	$40,000	$0	$0	$0	$0	$0	$115,

	2026	2027	2028	2029	2030	2031	2032	2033	2034	2035	10 Year T
GGG-0011 - Plumbing Fixture Replacement (Resident washrooms)	$15,000	$15,000	$15,000	$15,000	$15,000	$15,000	$15,000	$15,000	$15,000	$15,000	$150,
GGG-0012 - Hot Water Heater Replacement	$0	$0	$0	$15,500	$0	$0	$0	$0	$15,000	$0	$30,
GGG-0017 - Security System Upgrades	$0	$0	$0	$0	$15,000	$0	$0	$0	$0	$15,000	$30,
GGG-0018 - Nurse Call Upgrades	$150,000	$0	$0	$0	$0	$0	$0	$0	$0	$0	$150,
GGG-0019 - Parking Lots, Curbs and Guards	$490,900	$0	$0	$0	$0	$0	$0	$0	$0	$0	$490,
GGG-0020 - Sidewalks/Walkways	$24,000	$0	$0	$0	$12,000	$0	$0	$0	$0	$0	$36,
GGG-0021 - Window Replacement	$106,700	$106,700	$106,700	$0	$0	$0	$0	$0	$0	$0	$320,
GGG-0022 - Floor Cleaning Machines - Replacement	$20,000	$0	$0	$0	$0	$20,000	$0	$0	$0	$0	$40,
GGG-0023 - Elevator Upgrades	$121,900	$0	$0	$0	$0	$0	$0	$0	$0	$0	$121,
GGG-0024 - Fencing - Memorial Garden	$50,000	$0	$0	$0	$0	$0	$0	$0	$0	$0	$50,
GGG-0025 - Tub/Shower Room and Whirlpool Tubs	$135,000	$0	$0	$0	$0	$0	$0	$0	$0	$0	$135,
GGG-0026 - Kitchenette redesign	$0	$150,000	$0	$0	$0	$0	$0	$0	$0	$0	$150,
GGG-0027 - Water Softener Replacement	$0	$10,000	$0	$0	$0	$0	$0	$0	$0	$10,000	$20,
GGG-0028 - Roof Insulation	$0	$0	$101,000	$0	$0	$0	$0	$0	$0	$0	$101,
GGG-0029 - Electrical Distribution Panels	$0	$0	$26,200	$0	$0	$0	$0	$0	$0	$0	$26,
GGG-0030 - Sanitary Piping	$0	$0	$7,600	$0	$0	$0	$0	$0	$0	$0	$7,
GGG-0031 - Air Handling Unit HRU-1, HRU-2, HRU-3	$15,000	$0	$0	$0	$0	$0	$0	$0	$0	$0	$15,
GGG-0032 - Laundry Equipment	$0	$0	$0	$10,000	$0	$10,000	$35,000	$0	$0	$0	$55,
GGG-0033 - Wet Sprinkler System	$0	$0	$0	$327,300	$0	$0	$0	$0	$0	$0	$327,
GGG-0034 - Long Term Care Area Floor Replacement	$0	$0	$0	$0	$0	$100,000	$0	$0	$0	$0	$100,
GGG-0035 - Fire Panels	$140,000	$0	$0	$0	$0	$0	$0	$20,000	$0	$0	$160,
GGG-0036 - Main and Intermediate Electrical	$0	$0	$0	$0	$0	$0	$0	$185,000	$0	$0	$185,

	2026	2027	2028	2029	2030	2031	2032	2033	2034	2035	10 Year T
Distribution											
GGG-0037 - Transfer To Reserve (BCA) Capital Asset Repairs & Replacement	$0	$20,000	$120,000	$0	$190,500	$258,500	$267,100	$66,000	$295,200	$285,300	$1,502,
GGG-0040 - Eavestrough	$30,000	$0	$0	$0	$0	$0	$0	$0	$0	$0	$30,
Human Services - LTC Lee Manor	**$1,920,900**	**$728,200**	**$477,000**	**$928,900**	**$300,000**	**$426,000**	**$280,900**	**$320,000**	**$749,600**	**$309,900**	**$6,441,**
LLL-0001 - High-Low Beds/Mattresses	$37,000	$37,500	$38,000	$38,500	$39,000	$39,500	$40,000	$40,500	$41,000	$41,500	$392,
LLL-0002 - Home Enhancements	$23,500	$24,000	$24,500	$25,000	$25,500	$26,000	$26,500	$27,000	$27,500	$28,000	$257,
LLL-0003 - Resident Lifts	$29,000	$29,500	$30,000	$30,500	$31,000	$31,500	$32,000	$32,500	$33,000	$33,500	$312,
LLL-0004 - Information Technology	$18,000	$15,000	$22,000	$35,000	$15,000	$20,000	$15,000	$25,000	$20,000	$25,000	$210,
LLL-0005 - Dietary Equipment	$45,000	$40,000	$20,000	$35,000	$45,000	$20,000	$10,000	$130,000	$20,000	$20,000	$385,
LLL-0006 - Floor Replacement	$215,000	$17,200	$17,500	$17,900	$18,500	$233,000	$19,000	$19,500	$162,500	$20,000	$740,
LLL-0008 - Whirlpool Tubs	$135,000	$0	$0	$0	$0	$0	$0	$0	$0	$135,000	$270,
LLL-0009 - Camera Replacement	$0	$0	$0	$60,000	$0	$0	$0	$0	$0	$0	$60,
LLL-0010 - Draperies/Blinds	$0	$0	$0	$0	$0	$20,000	$20,000	$20,000	$0	$0	$60,
LLL-0011 - Floor Cleaning Equipment Replacement	$0	$0	$0	$0	$0	$0	$0	$15,000	$0	$0	$15,
LLL-0012 - Resident Home Area Furniture	$52,000	$0	$0	$0	$0	$0	$0	$0	$0	$0	$52,
LLL-0013 - Roofing System	$25,000	$225,000	$0	$0	$0	$0	$0	$0	$0	$0	$250,
LLL-0014 - Hot Water Heat Exchanger and Filter Replacement	$17,900	$0	$0	$0	$0	$0	$0	$0	$0	$0	$17,
LLL-0015 - Driveway and Sidewalk Repair/Additions	$0	$0	$0	$585,000	$0	$0	$0	$0	$0	$0	$585,
LLL-0016 - Furniture-Resident Lounges and Dining Rooms	$0	$0	$0	$0	$0	$0	$36,500	$0	$0	$0	$36,
LLL-0020 - Refurbishment of Resident Common Area and Staff Area on Main Floor	$25,000	$0	$25,000	$102,000	$0	$0	$0	$0	$0	$0	$152,
LLL-0022 - Wander Guard Replacement	$55,000	$0	$0	$0	$0	$0	$0	$0	$0	$0	$55,

	2026	2027	2028	2029	2030	2031	2032	2033	2034	2035	10 Year T
LLL-0024 - Nurse Call System Replacement	$150,000	$0	$0	$0	$0	$0	$0	$0	$0	$0	$150,
LLL-0025 - Exterior Windows	$300,000	$300,000	$300,000	$0	$0	$0	$0	$0	$0	$0	$900,
LLL-0026 - Hot Water Recirculation System	$109,700	$0	$0	$0	$0	$0	$0	$0	$0	$0	$109,
LLL-0027 - Storm Sump Pumps	$0	$0	$0	$0	$0	$0	$0	$0	$30,000	$0	$30,
LLL-0028 - Fencing Repairs	$30,000	$0	$0	$0	$0	$0	$0	$0	$0	$0	$30,
LLL-0029 - Replacement of Split Air Conditioning Systems	$20,000	$0	$0	$0	$0	$0	$0	$0	$0	$0	$20,
LLL-0030 - Emergency Generator Re-furbishment	$9,800	$0	$0	$0	$0	$0	$0	$0	$0	$0	$9,
LLL-0031 - Dryer	$0	$10,000	$0	$0	$10,500	$10,500	$0	$10,500	$0	$0	$41,
LLL-0032 - Rubber treads and Linoleum Landings - Stairwells	$0	$30,000	$0	$0	$0	$0	$0	$0	$0	$0	$30,
LLL-0033 - Tractor Replacement	$0	$0	$0	$0	$55,000	$0	$0	$0	$0	$0	$55,
LLL-0034 - Hydronic Pumps and Variable Speed Drives	$0	$0	$0	$0	$45,000	$0	$0	$0	$0	$0	$45,
LLL-0035 - Blanket/Towel Warmers	$0	$0	$0	$0	$15,500	$10,500	$0	$0	$0	$0	$26,
LLL-0036 - Door Keypad Replacement	$0	$0	$0	$0	$0	$15,000	$0	$0	$0	$0	$15,
LLL-0037 - Replacement of Fire Alarm System - Detectors and Warning Devices	$0	$0	$0	$0	$0	$0	$30,000	$0	$0	$0	$30,
LLL-0038 - Transfer To Reserve (BCA) Capital Asset Repairs & Replacement	$0	$0	$0	$0	$0	$0	$51,900	$0	$0	$6,900	$58,
LLL-0039 - Building Automation System	$140,000	$0	$0	$0	$0	$0	$0	$0	$0	$0	$140,
LLL-0040 - Nursing Station Remodel	$30,000	$0	$0	$0	$0	$0	$0	$0	$0	$0	$30,
LLL-0041 - Replacement of Air Makeup System	$424,000	$0	$0	$0	$0	$0	$0	$0	$0	$0	$424,
LLL-0043 - Balustrades, Screens and Interior Railing - Pipe and Tube Railings	$0	$0	$0	$0	$0	$0	$0	$0	$325,000	$0	$325,
LLL-0044 - Concrete Block Retaining Wall	$0	$0	$0	$0	$0	$0	$0	$0	$30,000	$0	$30,

	2026	2027	2028	2029	2030	2031	2032	2033	2034	2035	10 Year T
LLL-0045 - Electrical Distribution Panels	$0	$0	$0	$0	$0	$0	$0	$0	$38,100	$0	$38,
LLL-0046 - Interior Windows	$0	$0	$0	$0	$0	$0	$0	$0	$12,500	$0	$12,
LLL-0047 - Utility Shed Replacements	$0	$0	$0	$0	$0	$0	$0	$0	$10,000	$0	$10,
LLL-0049 - Evacuation Equipment	$30,000	$0	$0	$0	$0	$0	$0	$0	$0	$0	$30,
Human Services - LTC Redevelopment	**$38,636,500**	**$63,059,800**	**$4,501,300**	**$4,501,300**	**$4,501,300**	**$4,501,300**	**$4,501,300**	**$4,501,300**	**$4,501,300**	**$4,501,300**	**$137,706,**
LTC-0001 - Redevelopment Project	$38,636,500	$63,059,800	$4,501,300	$4,501,300	$4,501,300	$4,501,300	$4,501,300	$4,501,300	$4,501,300	$4,501,300	$137,706,
Human Services - LTC Rockwood Terrace	**$388,600**	**$217,800**	**$283,600**	**$327,900**	**$457,500**	**$420,900**	**$469,900**	**$487,500**	**$443,900**	**$404,700**	**$3,902,**
RRR-0001 - High-Low Beds/Mattresses	$0	$0	$0	$0	$0	$20,300	$20,700	$21,100	$21,500	$0	$83,
RRR-0002 - Information Technology	$22,000	$22,400	$22,800	$40,000	$23,800	$24,300	$40,000	$30,000	$42,000	$30,000	$297,
RRR-0003 - Resident Lifts	$30,000	$30,000	$31,000	$34,000	$47,000	$50,000	$35,500	$21,000	$37,000	$21,000	$336,
RRR-0004 - Home Enhancements	$0	$0	$11,500	$0	$12,000	$12,000	$0	$15,000	$0	$0	$50,
RRR-0005 - Domestic Water Supply and Distribution	$15,000	$0	$0	$0	$0	$0	$0	$0	$0	$0	$15,
RRR-0006 - Replacement of Plumbing Fixtures	$10,000	$0	$0	$0	$0	$0	$0	$0	$0	$0	$10,
RRR-0007 - Vinyl Flooring Replacement	$25,000	$0	$0	$0	$0	$0	$0	$0	$0	$0	$25,
RRR-0008 - Window Replacement	$20,000	$0	$0	$0	$0	$0	$0	$0	$0	$0	$20,
RRR-0009 - Whirlpool Tubs	$0	$0	$0	$0	$0	$0	$50,000	$52,000	$0	$0	$102,
RRR-0010 - Medical Equipment	$11,000	$0	$0	$0	$14,600	$0	$0	$0	$0	$0	$25,
RRR-0011 - Kitchen Equipment	$0	$0	$12,200	$0	$0	$0	$0	$15,000	$0	$0	$27,
RRR-0012 - Replacement of Fire Pumps (Carry Over)	$19,500	$0	$0	$0	$0	$0	$0	$0	$0	$0	$19,
RRR-0013 - Balcony Upgrades (Carry Over)	$26,200	$0	$0	$0	$0	$0	$0	$0	$0	$0	$26,
RRR-0014 - Dryer	$8,600	$0	$0	$0	$0	$0	$0	$0	$0	$0	$8,
RRR-0015 - Elevators	$11,000	$0	$0	$0	$0	$0	$0	$0	$0	$0	$11,
RRR-0016 - Electrical Systems	$14,600	$0	$0	$0	$0	$0	$0	$0	$0	$0	$14,

	2026	2027	2028	2029	2030	2031	2032	2033	2034	2035	10 Year T
RRR-0017 - Mechanical Systems	$175,700	$0	$0	$0	$0	$0	$0	$0	$0	$0	$175,
RRR-0018 - Tractor/Snowblower	$0	$0	$0	$0	$55,000	$0	$0	$0	$0	$0	$55,
RRR-0019 - Transfer To Reserve (BCA) Capital Asset Repairs & Replacement	$0	$165,400	$206,100	$253,900	$305,100	$314,300	$323,700	$333,400	$343,400	$353,700	$2,599,
Human Services - Paramedic Services	**$10,843,600**	**$5,049,400**	**$4,779,300**	**$2,041,600**	**$3,318,400**	**$3,382,100**	**$4,868,700**	**$1,657,500**	**$3,371,700**	**$1,850,700**	**$41,163,**
Human Services - Social Services	**$1,758,500**	**$916,900**	**$17,100**	**$58,100**	**$73,900**	**$11,500**	**$33,900**	**$18,000**	**$65,500**	**$82,000**	**$3,035,**
SOC-0001 - EarlyON Building Construction	$1,733,000	$900,000	$0	$0	$0	$0	$0	$0	$0	$0	$2,633,
SOC-0002 - Computer and Monitor Replacements	$25,500	$16,900	$17,100	$58,100	$73,900	$11,500	$33,900	$18,000	$65,500	$82,000	$402,
Grand Total	**$62,796,500**	**$73,471,000**	**$14,003,500**	**$11,733,300**	**$12,762,800**	**$13,209,800**	**$14,642,800**	**$11,528,900**	**$13,788,300**	**$13,052,700**	**$240,989,**

Human Services Capital Projects - 2026 - 2035 Net Levy

	2026	2027	2028	2029	2030	2031	2032	2033	2034	2035	10 Year Total
Human Services - Housing	**$2,106,100**	**$2,503,000**	**$2,824,900**	**$3,133,000**	**$3,351,800**	**$3,585,800**	**$3,695,300**	**$3,808,200**	**$3,925,100**	**$5,074,800**	**$34,008,000**
LHC-0001 - Appliance Replacement (General)	$31,500	$45,900	$46,800	$47,700	$48,700	$49,700	$50,700	$51,700	$52,700	$53,800	$479,200
LHC-0002 - Catch Basin Cleanouts	$7,600	$11,000	$11,200	$11,400	$11,600	$11,800	$12,000	$12,200	$12,400	$12,600	$113,800
LHC-0003 - Common Room Furniture (Various locations)	$7,400	$10,800	$11,000	$11,200	$11,400	$11,600	$11,800	$12,000	$12,200	$12,400	$111,800
LHC-0004 - Consulting Fees (General)	$22,700	$33,000	$33,700	$34,400	$35,100	$35,800	$36,500	$37,200	$37,900	$38,700	$345,000
LHC-0005 - Crack Filling and Line Painting	$11,400	$16,600	$16,900	$17,200	$17,500	$17,900	$18,300	$18,700	$19,100	$19,500	$173,100
LHC-0006 - Duct Cleaning	$15,100	$22,000	$22,400	$22,800	$23,300	$23,800	$24,300	$24,800	$25,300	$25,800	$229,600
LHC-0007 - Duty to Accomodate Requests (Various Locations)	$11,300	$16,500	$16,800	$17,100	$17,400	$17,700	$18,100	$18,500	$18,900	$19,300	$171,600
LHC-0008 - Elevator Repairs	$10,800	$15,600	$15,900	$16,200	$16,500	$16,800	$17,100	$17,400	$17,700	$18,100	$162,100
LHC-0009 - Exterior Painting/Siding - (Alpha Street, Owen Sound)	$7,000	$10,000	$10,000	$10,000	$10,000	$10,000	$10,000	$10,000	$10,000	$10,000	$97,000
LHC-0010 - Family Unit Renovations (Family Units)	$145,700	$212,300	$216,500	$220,800	$225,200	$229,700	$234,300	$239,000	$243,800	$248,700	$2,216,000
LHC-0011 - Fire Panel Replacement (General)	$8,000	$11,600	$11,800	$12,000	$12,200	$12,400	$12,600	$12,900	$13,200	$13,500	$120,200
LHC-0012 - General Landscaping - (Alpha Street, Owen Sound)	$10,000	$10,000	$10,000	$10,000	$10,000	$10,000	$10,000	$10,000	$10,000	$10,000	$100,000
LHC-0013 - Hot Water Tank Replacement (General)	$22,300	$32,400	$33,000	$33,700	$34,400	$35,100	$35,800	$36,500	$37,200	$37,900	$338,300
LHC-0015 - Painting (General)	$15,900	$16,200	$16,500	$16,800	$17,100	$17,400	$17,700	$18,100	$18,500	$18,900	$173,100
LHC-0016 - Sewer Pipe Blasting	$8,300	$8,500	$8,700	$8,900	$9,100	$9,300	$9,500	$9,700	$9,900	$10,100	$92,000
LHC-0017 - Site Improvements (Various Locations)	$34,100	$49,700	$50,700	$51,700	$52,700	$53,800	$54,900	$56,000	$57,100	$58,200	$518,900
LHC-0018 - Technology (Security Cameras, Key Fobs, Building Computers)	$12,000	$17,400	$17,700	$18,100	$18,500	$18,900	$19,300	$19,700	$20,100	$20,500	$182,200
LHC-0019 - Water System Upgrades General (Flesherton and Holstein)	$7,400	$10,800	$11,000	$11,200	$11,400	$11,600	$11,800	$12,000	$12,200	$12,400	$111,800
LHC-0020 - Air Make Up Replacement (248 Queen Street, Durham)	$0	$0	$0	$0	$0	$0	$0	$0	$0	$0	$0

	2026	2027	2028	2029	2030	2031	2032	2033	2034	2035	10 Year Total
LHC-0021 - Air Make Up Replacement (43 Hill Street Flesherton)	$0	$0	$0	$0	$0	$0	$0	$0	$0	$0	$0
LHC-0022 - Air Makeup Replacement (157 Nelson Street, Meaford)	$0	$0	$0	$140,000	$0	$0	$0	$0	$0	$0	$140,000
LHC-0023 - Air Makeup Replacement (208 Queen St, Durham)	$0	$0	$0	$0	$0	$0	$0	$0	$0	$0	$0
LHC-0024 - Air Makeup Replacement (248 7th Ave E Owen Sound)	$0	$0	$0	$0	$0	$0	$0	$0	$0	$0	$0
LHC-0026 - Air Makeup System Replacement (650 4th St A East, Owen Sound)	$0	$0	$0	$0	$0	$0	$0	$0	$0	$0	$0
LHC-0029 - Common Area Flooring (121 William Street, Meaford)	$0	$0	$0	$0	$0	$0	$0	$0	$0	$0	$0
LHC-0030 - Common Area Flooring (130 Albert Street, Meaford)	$0	$0	$0	$0	$0	$0	$0	$0	$0	$0	$0
LHC-0031 - Concrete pads and Screen (80 Victoria Street Meaford)	$0	$0	$0	$0	$0	$0	$0	$0	$0	$0	$0
LHC-0046 - Elevator Replacement (305 14th West, Owen Sound)	$0	$0	$0	$0	$0	$0	$0	$0	$0	$0	$0
LHC-0051 - Fencing and Retaining wall replacement (16th Street Family Units, Owen Sound)	$0	$0	$0	$0	$0	$0	$0	$0	$0	$0	$0
LHC-0054 - Water Pipe Replacement (248 7th Ave East, Owen Sound)	$18,300	$0	$0	$0	$0	$0	$0	$0	$0	$0	$18,300
LHC-0055 - Asphalt Parking Lot (100 Margaret Elizabeth, Markdale)	$0	$0	$0	$0	$0	$0	$0	$0	$0	$0	$0
LHC-0056 - Asphalt Parking Lot (490 7th Avenue East, Owen Sound)	$0	$0	$0	$0	$0	$0	$0	$0	$0	$0	$0
LHC-0058 - Bathroom Rebuilds (157 Nelson Street, Meaford)	$0	$0	$13,400	$0	$0	$0	$0	$0	$0	$0	$13,400
LHC-0060 - Bathroom Rebuilds (208 Queen St., Durham)	$0	$42,400	$0	$0	$0	$0	$0	$0	$0	$0	$42,400
LHC-0062 - Bathroom renovations (121 William Street, Meaford)	$0	$0	$0	$0	$0	$0	$0	$0	$0	$153,100	$153,100

	2026	2027	2028	2029	2030	2031	2032	2033	2034	2035	10 Year Total
LHC-0063 - Bathroom Renovations (159 Parker Street Meaford)	$62,100	$0	$0	$0	$0	$0	$0	$0	$0	$0	$62,100
LHC-0067 - Concrete Sidewalks and Exterior Slab (50 McNab Street, Chatsworth)	$0	$0	$0	$0	$0	$0	$0	$0	$0	$0	$0
LHC-0068 - Elevator Replacement (85 Lemon Street, Thornbury)	$0	$0	$0	$0	$0	$0	$0	$0	$0	$0	$0
LHC-0069 - Exterior Door Replacement/Suite Doors (81 Bruce Street, Thornbury)	$0	$0	$0	$0	$0	$0	$0	$0	$0	$0	$0
LHC-0070 - Exterior Doors (East Side Family Units)	$0	$0	$0	$0	$0	$0	$0	$0	$0	$0	$0
LHC-0072 - In Suite Radiators (305 14th Street West, Owen Sound)	$0	$0	$0	$0	$0	$0	$0	$0	$0	$0	$0
LHC-0073 - Kitchen Rebuilds (157 Nelson Street, Meaford)	$0	$0	$0	$0	$0	$0	$0	$0	$0	$0	$0
LHC-0074 - Kitchen Rebuilds (208 Queen Street, Durham)	$0	$0	$0	$250,000	$0	$0	$0	$0	$0	$0	$250,000
LHC-0075 - Kitchen Rebuilds (248 7th Ave E Owen Sound)	$0	$170,000	$0	$0	$0	$0	$0	$0	$0	$0	$170,000
LHC-0076 - Patio Door Replacement (121 William Street, Meaford)	$0	$0	$0	$0	$0	$0	$0	$0	$0	$0	$0
LHC-0078 - Roof Replacement (41 Mark Street, Markdale)	$125,900	$0	$0	$0	$0	$0	$0	$0	$0	$0	$125,900
LHC-0079 - Roof Replacement (490 7th Avenue East, Owen Sound)	$0	$0	$0	$0	$0	$0	$0	$0	$0	$0	$0
LHC-0080 - Roof Replacement (West Side Family Units)	$0	$0	$0	$0	$0	$0	$0	$0	$0	$0	$0
LHC-0081 - Sidewalk Replacement (159 Parker Street, Meaford)	$0	$0	$0	$0	$0	$0	$0	$0	$0	$0	$0
LHC-0082 - Siding and Window Replacement (208 Queen Street Durham)	$0	$0	$0	$0	$0	$0	$0	$0	$0	$0	$0
LHC-0083 - Window Replacement (40 Artemesia Street, Dundalk)	$0	$0	$0	$0	$0	$0	$0	$0	$0	$0	$0
LHC-0084 - Window Replacement (50 McNab Street, Chatsworth)	$0	$0	$0	$0	$0	$0	$0	$0	$0	$0	$0

	2026	2027	2028	2029	2030	2031	2032	2033	2034	2035	10 Year Total
LHC-0085 - Window Replacement (85 Lemon Street, Thornbury)	$19,000	$0	$0	$0	$0	$0	$0	$0	$0	$0	$19,000
LHC-0086 - Air Make Up (81 Bruce Street, Thornbury)	$80,400	$0	$0	$0	$0	$0	$0	$0	$0	$0	$80,400
LHC-0087 - Air Make Up Replacement (121 William Street, Meaford)	$105,000	$0	$0	$0	$0	$0	$0	$0	$0	$0	$105,000
LHC-0088 - Asphalt Parking Lot (181 Victoria Street Dundalk)	$0	$0	$0	$0	$0	$0	$0	$0	$0	$0	$0
LHC-0089 - Bath Rebuilds (248 7th Ave Owen Sound)	$0	$0	$0	$0	$0	$0	$0	$0	$0	$0	$0
LHC-0090 - Building Condition Assessment	$0	$0	$0	$0	$0	$198,800	$0	$0	$0	$0	$198,800
LHC-0091 - Building Exterior Doors (650 4th Street A East, Owen Sound)	$66,800	$0	$0	$0	$0	$0	$0	$0	$0	$0	$66,800
LHC-0092 - Elevator Replacement (650 4th Street A East Owen Sound)	$70,000	$0	$0	$0	$0	$0	$0	$0	$0	$0	$70,000
LHC-0093 - Emergency Generator (130 Albert Street, Meaford)	$0	$0	$0	$0	$0	$0	$0	$0	$0	$0	$0
LHC-0094 - Front Waterproofing and Stair Replacement (Alpha Street, Owen Sound)	$0	$250,000	$100,800	$0	$0	$0	$0	$0	$0	$0	$350,800
LHC-0095 - Main Entrance Doors (130 Albert Street, Meaford)	$0	$0	$0	$0	$0	$0	$0	$0	$0	$0	$0
LHC-0096 - Roof Replacement (208 Queen Street, Durham)	$0	$0	$0	$0	$0	$0	$0	$0	$0	$0	$0
LHC-0097 - Window Replacement (250 12th Ave Hanover)	$0	$40,000	$0	$0	$0	$0	$0	$0	$0	$0	$40,000
LHC-0098 - Window Replacement (81 Bruce Street, Thornbury)	$0	$42,000	$0	$0	$0	$0	$0	$0	$0	$0	$42,000
LHC-0099 - Exterior Doors (80 Victoria Street, Meaford)	$0	$0	$60,000	$0	$0	$0	$0	$0	$0	$0	$60,000
LHC-0100 - Exterior Door Replacement (16th Street Family Units, Owen Sound)	$0	$0	$128,000	$0	$0	$0	$0	$0	$0	$0	$128,000
LHC-0101 - Front Vestibule Rebuild (315 Bruce Street, Durham)	$0	$0	$75,000	$0	$0	$0	$0	$0	$0	$0	$75,000

	2026	2027	2028	2029	2030	2031	2032	2033	2034	2035	10 Year Total
LHC-0102 - Front Vestibule Entrance Replacement (214 11th Avenue, Hanover)	$0	$0	$75,000	$0	$0	$0	$0	$0	$0	$0	$75,000
LHC-0103 - Kitchen Rebuilds (315 Bruce Street, Durham)	$0	$110,000	$0	$0	$0	$0	$0	$0	$0	$0	$110,000
LHC-0104 - Roof Replacement (East Side Family Units)	$0	$53,800	$0	$0	$0	$0	$0	$0	$0	$0	$53,800
LHC-0105 - Balcony Railings and Screens (159 Parker Street, Meaford)	$0	$0	$0	$0	$0	$0	$0	$48,000	$0	$0	$48,000
LHC-0106 - Bath Rebuilds (248 Queen Street, Durham)	$0	$116,300	$0	$0	$0	$0	$0	$0	$0	$0	$116,300
LHC-0107 - Flooring Replacement (481 11th Street, Hanover)	$0	$0	$15,000	$0	$0	$0	$0	$0	$0	$0	$15,000
LHC-0108 - Lift Replacement (181 Victoria Street, Dundalk)	$0	$0	$70,000	$0	$0	$0	$0	$0	$0	$0	$70,000
LHC-0109 - Roof Replacement (80 Victoria Street Meaford)	$0	$0	$0	$0	$0	$0	$0	$0	$0	$0	$0
LHC-0110 - Sidewalk Repair/Replacement (305 14th Street West, Owen Sound)	$0	$0	$0	$0	$0	$0	$0	$0	$40,000	$0	$40,000
LHC-0111 - Sidewalk Repair/Replacement (41 Mark Street, Markdale)	$0	$0	$10,000	$0	$0	$0	$0	$0	$0	$0	$10,000
LHC-0112 - Unit Entry Doors (248 Queen Street, Durham)	$0	$0	$22,000	$0	$0	$0	$0	$0	$0	$0	$22,000
LHC-0113 - Water Pipe Replacement (50 McNab Street Chatsworth)	$0	$0	$70,000	$0	$0	$0	$0	$0	$0	$0	$70,000
LHC-0114 - Window Replacement (214 11th Avenue, Hanover)	$0	$0	$30,000	$0	$0	$0	$0	$0	$0	$0	$30,000
LHC-0115 - Window Replacement (392015 Grey Road 109, Holstein)	$0	$0	$56,000	$0	$0	$0	$0	$0	$0	$0	$56,000
LHC-0116 - Window Replacement (43 Hill Street, Flesherton)	$0	$0	$36,000	$0	$0	$0	$0	$0	$0	$0	$36,000
LHC-0117 - Window Replacement (Durham Family Units)	$0	$0	$60,000	$0	$0	$0	$0	$0	$0	$0	$60,000
LHC-0118 - Air Make Up Replacement (181 Victoria Street, Dundalk)	$0	$0	$0	$120,000	$0	$0	$0	$0	$0	$0	$120,000

	2026	2027	2028	2029	2030	2031	2032	2033	2034	2035	10 Year Total
LHC-0119 - Air Make Up Replacement (315 Bruce Street, Durham)	$0	$0	$0	$116,500	$0	$0	$0	$0	$0	$0	$116,500
LHC-0120 - Balconies and Railings (17 Legion Rd., Meaford)	$0	$0	$0	$69,000	$0	$0	$0	$0	$0	$0	$69,000
LHC-0121 - Balcony Railing Replacement (40 Artemesia Street, Dundalk)	$0	$0	$0	$30,000	$0	$0	$0	$0	$0	$0	$30,000
LHC-0122 - Balcony Resurfacing (130 Albert Street, Meaford)	$0	$0	$0	$16,800	$0	$0	$0	$0	$0	$0	$16,800
LHC-0123 - Front Concrete Steps (Westmount Family Units)	$0	$0	$0	$0	$0	$0	$136,500	$0	$0	$0	$136,500
LHC-0124 - Interior Suite Doors (392051 Main Street, Holstein)	$0	$0	$8,600	$0	$0	$0	$0	$0	$0	$0	$8,600
LHC-0125 - Interior Suite Doors (99 Argyle Street, Markdale)	$0	$0	$20,000	$0	$0	$0	$0	$0	$0	$0	$20,000
LHC-0126 - Kitchen Rebuilds (159 Parker Street, Meaford)	$0	$0	$240,000	$0	$0	$0	$0	$0	$0	$0	$240,000
LHC-0127 - Kitchen Rebuilds (248 Queen Street, Durham)	$0	$0	$0	$110,000	$0	$0	$0	$0	$0	$0	$110,000
LHC-0128 - Lift Replacement (100 Margaret Elizabeth, Markdale)	$0	$0	$0	$75,000	$0	$0	$0	$0	$0	$0	$75,000
LHC-0129 - Lift Replacement (40 Artemesia Street, Dundalk)	$0	$0	$0	$70,000	$0	$0	$0	$0	$0	$0	$70,000
LHC-0130 - Patio Door Replacement (159 Parker Street, Meaford)	$0	$0	$0	$55,200	$0	$0	$0	$0	$0	$0	$55,200
LHC-0131 - Siding Replacement (181 Victoria Street Dundalk)	$0	$0	$0	$36,000	$0	$0	$0	$0	$0	$0	$36,000
LHC-0132 - Suite Doors Corridor (181 Victoria Street Dundalk)	$0	$0	$0	$36,000	$0	$0	$0	$0	$0	$0	$36,000
LHC-0133 - Unit Entry Doors (81 Bruce St Thornbury)	$0	$0	$0	$72,000	$0	$0	$0	$0	$0	$0	$72,000
LHC-0134 - Window Replacement (159 Parker Street, Meaford)	$0	$0	$0	$70,000	$0	$0	$0	$0	$0	$0	$70,000
LHC-0135 - Window Replacement (481 11th Street, Hanover)	$0	$0	$0	$60,000	$0	$0	$0	$0	$0	$0	$60,000

	2026	2027	2028	2029	2030	2031	2032	2033	2034	2035	10 Year Total
LHC-0136 - Asphalt Replacement (Alpha Street, Owen Sound)	$0	$0	$0	$0	$92,100	$0	$0	$0	$0	$0	$92,100
LHC-0137 - Balconies Re surfaced (225 14th Street, Owen Sound)	$0	$0	$0	$0	$50,000	$0	$0	$0	$0	$0	$50,000
LHC-0138 - Balcony Repairs and Railings (181 Victoria Street, Dundalk)	$0	$0	$0	$0	$50,000	$0	$0	$0	$0	$0	$50,000
LHC-0139 - Ceiling and Lighting Upgrades (100 Marg. Eliz Markdale)	$0	$0	$0	$0	$25,000	$0	$0	$0	$0	$0	$25,000
LHC-0140 - Ceiling and Lighting Upgrades (208 Queen St. Durham)	$0	$0	$0	$0	$30,000	$0	$0	$0	$0	$0	$30,000
LHC-0141 - Ceiling and Lighting Upgrades (248 Queen Street Durham)	$0	$0	$0	$0	$30,000	$0	$0	$0	$0	$0	$30,000
LHC-0142 - Common Area Flooring, Lighting and Water Lines (85 Lemon Street Thornbury)	$0	$0	$0	$0	$130,000	$0	$0	$0	$0	$0	$130,000
LHC-0143 - Concrete Replacements and Screens (81 Bruce Street, Thornbury)	$0	$0	$0	$0	$180,000	$0	$0	$0	$0	$0	$180,000
LHC-0144 - Concrete Steps Replacement (Family Units Durham)	$0	$0	$0	$0	$18,000	$0	$0	$0	$0	$0	$18,000
LHC-0145 - Exterior Cladding (490 7th Ave East Owen Sound)	$0	$0	$0	$0	$20,000	$0	$0	$0	$0	$0	$20,000
LHC-0146 - Exterior Door Replacement (85 Lemon Street, Thornbury)	$0	$0	$0	$0	$96,000	$0	$0	$0	$0	$0	$96,000
LHC-0147 - Exterior Hollow Metal Doors (250 12th Ave Hanover)	$0	$0	$0	$0	$15,000	$0	$0	$0	$0	$0	$15,000
LHC-0148 - Fence Replacement (East Side Family Units)	$0	$0	$0	$0	$32,000	$0	$0	$0	$0	$0	$32,000
LHC-0149 - Front, Side and Stairwell Door Replacment (305 14th Street, Owen Sound)	$0	$0	$0	$0	$35,000	$0	$0	$0	$0	$0	$35,000
LHC-0150 - Furnace Replacement (Family Units Durham)	$0	$0	$0	$0	$48,000	$0	$0	$0	$0	$0	$48,000
LHC-0151 - Furnace Replacement (East Side	$0	$0	$0	$0	$64,000	$0	$0	$0	$0	$0	$64,000

	2026	2027	2028	2029	2030	2031	2032	2033	2034	2035	10 Year Total
Family Units)											
LHC-0152 - Furnace Replacement (Hanover Family Units)	$0	$0	$0	$0	$64,000	$0	$0	$0	$0	$0	$64,000
LHC-0153 - Furnace Replacement (Meaford Family Units)	$0	$0	$0	$0	$80,000	$0	$0	$0	$0	$0	$80,000
LHC-0154 - Interior Common Doors (248 Queen Street, Durham)	$0	$0	$0	$0	$18,000	$0	$0	$0	$0	$0	$18,000
LHC-0155 - Interior Hollow Metal Doors (100 Margaret Elizabeth, Markdale)	$0	$0	$0	$0	$24,000	$0	$0	$0	$0	$0	$24,000
LHC-0156 - Interior Suite Doors (481 11th St Hanover)	$0	$0	$0	$0	$12,000	$0	$0	$0	$0	$0	$12,000
LHC-0157 - Replace Concrete Walks (Holstein)	$0	$0	$0	$0	$40,000	$0	$0	$0	$0	$0	$40,000
LHC-0158 - Siding Replacement (157 Nelson Street, Meaford)	$0	$0	$0	$0	$33,200	$0	$0	$0	$0	$0	$33,200
LHC-0159 - Siding Replacement (40 Artemesia St Dundalk)	$0	$0	$0	$0	$10,000	$0	$0	$0	$0	$0	$10,000
LHC-0160 - Unit Entry Door Replacement (100 Margaret Elizabeth, Markdale)	$0	$0	$0	$0	$40,000	$0	$0	$0	$0	$0	$40,000
LHC-0161 - Unit Entry Door Replacement (214 11th St, Hanover)	$0	$0	$0	$0	$22,000	$0	$0	$0	$0	$0	$22,000
LHC-0162 - Unit Entry Door Replacement (315 Bruce St Durham)	$0	$0	$0	$0	$22,000	$0	$0	$0	$0	$0	$22,000
LHC-0163 - Unit Entry Door Replacement (43 Hill St Flesherton)	$0	$0	$0	$0	$20,000	$0	$0	$0	$0	$0	$20,000
LHC-0164 - Water Pipe Replacement (208 Queen Street, Durham)	$0	$0	$0	$0	$49,200	$0	$0	$0	$0	$0	$49,200
LHC-0165 - Water Pipe Replacement (315 Bruce St Durham)	$0	$0	$0	$0	$75,000	$0	$0	$0	$0	$0	$75,000
LHC-0166 - Window Replacement (130 Albert Street, Meaford)	$0	$0	$0	$0	$45,600	$0	$0	$0	$0	$0	$45,600
LHC-0167 - Air Makeup Replacement (100 Margaret Elizabeth, Markdale)	$0	$0	$0	$0	$0	$150,000	$0	$0	$0	$0	$150,000
LHC-0168 - Bathroom Replacement (214 11th St,	$0	$0	$0	$0	$0	$110,000	$0	$0	$0	$0	$110,000

	2026	2027	2028	2029	2030	2031	2032	2033	2034	2035	10 Year Total
Hanover)											
LHC-0169 - Common Area Flooring Replacement (17 Legion Road, Meaford)	$0	$0	$0	$0	$0	$25,100	$0	$0	$0	$0	$25,100
LHC-0170 - Common Area Flooring Replacement (250 12th Ave Hanover)	$0	$0	$0	$0	$0	$25,500	$0	$0	$0	$0	$25,500
LHC-0171 - Common Area Flooring Replacement (650 4th St A East, Owen Sound)	$0	$0	$0	$0	$0	$120,000	$0	$0	$0	$0	$120,000
LHC-0172 - Common Area Flooring Replacement (81 Bruce St, Thornbury)	$0	$0	$0	$0	$0	$23,400	$0	$0	$0	$0	$23,400
LHC-0173 - Flat Roof Replacement (225 14th Street West, Owen Sound)	$0	$0	$0	$0	$0	$0	$107,800	$0	$0	$0	$107,800
LHC-0174 - Floor Scrubber (81 Bruce St, Thornbury)	$0	$0	$0	$0	$0	$12,000	$0	$0	$0	$0	$12,000
LHC-0175 - Flooring Replacement (181 Victoria Street, Dundalk)	$0	$0	$0	$0	$0	$22,000	$0	$0	$0	$0	$22,000
LHC-0176 - Furnace Replacement (Alpha Street, Owen Sound)	$0	$0	$0	$0	$0	$544,000	$0	$0	$0	$0	$544,000
LHC-0177 - Lift Replacement (17 Legion Road, Meaford)	$0	$0	$0	$0	$0	$75,000	$0	$0	$0	$0	$75,000
LHC-0178 - Parking Lot Replacement (130 Albert Street, Meaford)	$0	$0	$0	$0	$0	$46,700	$0	$0	$0	$0	$46,700
LHC-0179 - Unit Entry Doors (225 14th Street West, Owen Sound)	$0	$0	$0	$0	$0	$0	$112,000	$0	$0	$0	$112,000
LHC-0180 - Common Area Doors (85 Lemon St, Thornbury)	$0	$0	$0	$0	$0	$0	$24,000	$0	$0	$0	$24,000
LHC-0181 - Exterior Door Replacement (40 Artemesia St, Dundalk)	$0	$0	$0	$0	$0	$0	$20,000	$0	$0	$0	$20,000
LHC-0182 - Exterior Siding and Insulation (West Side Family Units)	$0	$0	$0	$0	$0	$0	$167,900	$0	$0	$0	$167,900
LHC-0183 - Fencing Replacement (181 Victoria St, Dundalk)	$0	$0	$0	$0	$0	$0	$55,000	$0	$0	$0	$55,000
LHC-0184 - Fencing Replacement (481 11th St Hanover)	$0	$0	$0	$0	$0	$0	$42,000	$0	$0	$0	$42,000
LHC-0185 - Fencing Replacement (650 4th St A E,	$0	$0	$0	$0	$0	$0	$42,000	$0	$0	$0	$42,000

	2026	2027	2028	2029	2030	2031	2032	2033	2034	2035	10 Year Total
Owen Sound)											
LHC-0186 - Fencing replacement (85 Lemon St, Thornbury)	$0	$0	$0	$0	$0	$0	$33,000	$0	$0	$0	$33,000
LHC-0187 - Fencing Replacement (Alpha Street Owen Sound)	$0	$0	$0	$0	$0	$0	$70,000	$0	$0	$0	$70,000
LHC-0188 - Flooring Replacement (100 Marg Eliz, Markdale)	$0	$0	$0	$0	$0	$0	$12,600	$0	$0	$0	$12,600
LHC-0189 - Flooring Replacement (40 Artemesia St, Dundalk)	$0	$0	$0	$0	$0	$0	$25,000	$0	$0	$0	$25,000
LHC-0190 - Hollow Metal Doors (481 11th St, Hanover)	$0	$0	$0	$0	$0	$0	$20,000	$0	$0	$0	$20,000
LHC-0191 - Interior Common Area Doors (250 12th Ave Hanover)	$0	$0	$0	$0	$0	$0	$16,000	$0	$0	$0	$16,000
LHC-0192 - Kitchen Replacement (81 Bruce St, Thornbury)	$0	$0	$0	$0	$0	$0	$360,000	$0	$0	$0	$360,000
LHC-0193 - Kitchen Replacements (Main St Holstein)	$0	$0	$0	$0	$0	$0	$160,000	$0	$0	$0	$160,000
LHC-0194 - Main Entrance (248 Queen St Durham)	$0	$0	$0	$0	$0	$0	$15,000	$0	$0	$0	$15,000
LHC-0195 - Overhead Door (181 Victoria St, Dundalk)	$0	$0	$0	$0	$0	$0	$7,000	$0	$0	$0	$7,000
LHC-0196 - Patio Door Replacement (41 Mark Street, Markdale)	$0	$0	$0	$0	$0	$0	$60,000	$0	$0	$0	$60,000
LHC-0197 - Soffit and Fascia Replacement (650 4th St A E, Owen Sound)	$0	$0	$0	$0	$0	$0	$50,000	$0	$0	$0	$50,000
LHC-0198 - Unit Entry Door (181 Victoria St, Dundalk)	$0	$0	$0	$0	$0	$0	$48,000	$0	$0	$0	$48,000
LHC-0199 - Unit/Balcony Doors (130 Albert Street, Meaford)	$0	$0	$0	$0	$0	$0	$57,500	$0	$0	$0	$57,500
LHC-0200 - Well Head Replacement (43 Hill Street, Flesherton)	$0	$0	$0	$0	$0	$0	$10,000	$0	$0	$0	$10,000
LHC-0201 - Asphalt Parking Lot (650 4th St A East, Owen Sound)	$0	$0	$0	$0	$0	$0	$0	$90,000	$0	$0	$90,000
LHC-0202 - Balcony Refinishing (305 14th West, Owen Sound)	$0	$0	$0	$0	$0	$0	$0	$149,600	$0	$0	$149,600

	2026	2027	2028	2029	2030	2031	2032	2033	2034	2035	10 Year Total
LHC-0203 - Bath Rebuilding (650 4th St A E, Owen Sound)	$0	$0	$0	$0	$0	$0	$0	$289,000	$0	$0	$289,000
LHC-0204 - Bathroom Replacement (130 Albert Street, Meaford)	$0	$0	$0	$0	$0	$0	$0	$250,000	$0	$0	$250,000
LHC-0205 - Cladding Replacement (248 Queen Street, Durham)	$0	$0	$0	$0	$0	$0	$0	$40,000	$0	$0	$40,000
LHC-0206 - Concrete Pavers and wood timber gardens (East Side Family Units)	$0	$0	$0	$0	$0	$0	$0	$60,000	$0	$0	$60,000
LHC-0207 - Concrete Pavers (Westmount Family Units)	$0	$0	$0	$0	$0	$0	$0	$0	$320,000	$0	$320,000
LHC-0208 - Exterior Cladding Replacement (481 11th Street, Hanover)	$0	$0	$0	$0	$0	$0	$0	$20,000	$0	$0	$20,000
LHC-0209 - Exterior Siding and Insulation (East Side Family Units)	$0	$0	$0	$0	$0	$0	$0	$80,000	$0	$0	$80,000
LHC-0210 - Exterior Siding Replacement (Meaford family units)	$0	$0	$0	$0	$0	$0	$0	$100,000	$0	$0	$100,000
LHC-0211 - Garbage Compactor (130 Albert St, Meaford)	$0	$0	$0	$0	$0	$0	$0	$15,000	$0	$0	$15,000
LHC-0212 - Interior Hollow Metal Doors (130 Albert Street, Meaford)	$0	$0	$0	$0	$0	$0	$0	$48,000	$0	$0	$48,000
LHC-0213 - Interior Suite Door (250 12th Ave. Hanover)	$0	$0	$0	$0	$0	$0	$0	$50,000	$0	$0	$50,000
LHC-0214 - Interior Suite Doors (650 4th Street A East, Owen Sound)	$0	$0	$0	$0	$0	$0	$0	$0	$108,000	$0	$108,000
LHC-0215 - Kitchen Rebuilds (225 14th Street West, Owen Sound)	$0	$0	$0	$0	$0	$272,500	$0	$0	$0	$0	$272,500
LHC-0217 - Siding Replacement (17 Legion Road, Meaford)	$0	$0	$0	$0	$0	$0	$0	$100,000	$0	$0	$100,000
LHC-0218 - Siding Replacement (81 Bruce Street, Thornbury)	$0	$0	$0	$0	$0	$0	$0	$50,000	$0	$0	$50,000
LHC-0219 - Siding Replacement (85 Lemon Street, Thornbury)	$0	$0	$0	$0	$0	$0	$0	$75,000	$0	$0	$75,000
LHC-0220 - Suite Door Replacement (490 7th	$0	$0	$0	$0	$0	$0	$0	$72,000	$0	$0	$72,000

	2026	2027	2028	2029	2030	2031	2032	2033	2034	2035	10 Year Total
Avenue East, Owen Sound)											
LHC-0221 - Suite Door Replacements (157 Nelson Street, Meaford)	$0	$0	$0	$0	$0	$0	$0	$16,000	$0	$0	$16,000
LHC-0222 - Suite Doors (17 Legion Road, Meaford)	$0	$0	$0	$0	$0	$0	$0	$60,000	$0	$0	$60,000
LHC-0223 - Unit Entry Doors (248 7th Avenue East, Owen Sound)	$0	$0	$0	$0	$0	$0	$0	$40,000	$0	$0	$40,000
LHC-0224 - Unit Entry Doors (41 Mark St. Markdale)	$0	$0	$0	$0	$0	$0	$0	$24,000	$0	$0	$24,000
LHC-0225 - Transfer to Reserve - Future Infrastructure Needs	$216,500	$220,800	$225,200	$229,700	$234,300	$239,000	$243,800	$248,700	$253,700	$258,800	$2,370,500
LHC-0226 - Transfer to Reserve - Affordable Housing Builds	$718,900	$880,600	$933,400	$989,400	$1,048,800	$1,111,700	$1,178,400	$1,249,100	$1,324,000	$1,403,400	$10,837,700
LHC-0228 - Preparing Units For Sale (Westmount)	$0	$0	$0	$0	$0	$0	$0	$0	$0	$0	$0
LHC-0230 - Common Area Lighting (121 William St, Meaford)	$0	$11,200	$0	$0	$0	$0	$0	$0	$0	$0	$11,200
LHC-0231 - Demolish Tunnel (121 William Street, Meaford)	$0	$0	$0	$0	$0	$0	$0	$0	$0	$0	$0
LHC-0232 - Designated Substances	$10,700	$15,600	$15,900	$16,200	$16,500	$16,800	$17,100	$17,400	$17,700	$18,100	$162,000
LHC-0235 - Parking Lot - Golden Town (80 Victoria St, Meaford)	$0	$0	$0	$0	$0	$0	$0	$0	$0	$0	$0
LHC-0236 - Roof Replacements (121 William Street, Meaford)	$0	$0	$0	$0	$0	$0	$0	$0	$0	$0	$0
LHC-0237 - Roof Replacements (Westmount Family Units, Owen Sound)	$0	$0	$0	$0	$0	$0	$0	$0	$0	$0	$0
LHC-0238 - Main Sewer Pipe (315 Bruce Street, Durham)	$7,000	$0	$0	$0	$0	$0	$0	$0	$0	$0	$7,000
LHC-0239 - Common Area Flooring (208 Queen Street, Durham)	$0	$0	$0	$0	$0	$0	$0	$0	$0	$0	$0
LHC-0240 - Bathroom Replacements (181 Victoria Dundalk)	$0	$0	$0	$0	$0	$0	$0	$0	$0	$240,000	$240,000
LHC-0241 - Common Area flooring (315 Bruce St Durham)	$0	$0	$0	$0	$0	$0	$0	$0	$15,000	$0	$15,000
LHC-0242 - Common Area Lighting (130 Albert Street,	$0	$0	$0	$0	$0	$0	$0	$0	$20,000	$0	$20,000

	2026	2027	2028	2029	2030	2031	2032	2033	2034	2035	10 Year Total
Meaford)											
LHC-0243 - Common Room Windows (121 William St, Meaford)	$0	$0	$0	$0	$0	$0	$0	$0	$20,000	$0	$20,000
LHC-0244 - Concrete Patio Dividers (85 Lemon, Thornbury)	$0	$0	$0	$0	$0	$0	$0	$0	$150,000	$0	$150,000
LHC-0245 - Concrete Patios (225 14th St W, Owen Sound)	$0	$0	$0	$0	$0	$0	$0	$0	$0	$86,000	$86,000
LHC-0246 - Concrete Pavers (Meaford Family Units)	$0	$0	$0	$0	$0	$0	$0	$0	$100,000	$0	$100,000
LHC-0247 - Exterior Pole Light (85 Lemon, Thornbury)	$0	$0	$0	$0	$0	$0	$0	$0	$20,000	$0	$20,000
LHC-0248 - Exterior Pole Lights (Alpha Street Owen Sound)	$0	$0	$0	$0	$0	$0	$0	$0	$40,000	$0	$40,000
LHC-0249 - Fencing Replacement (40 Artemesia, Dundalk)	$0	$0	$0	$0	$0	$0	$0	$0	$35,000	$0	$35,000
LHC-0250 - Parking Lot (159 Parker St, Meaford)	$0	$0	$0	$0	$0	$0	$0	$0	$0	$70,000	$70,000
LHC-0251 - Patio Doors (130 Albert Street, Meaford)	$0	$0	$0	$0	$0	$0	$0	$0	$62,500	$0	$62,500
LHC-0252 - Patio Door Replacement (481 11th Street, Hanover)	$0	$0	$0	$0	$0	$0	$0	$0	$57,000	$0	$57,000
LHC-0253 - Patio Door Replacement (121 William St, Meaford)	$0	$0	$0	$0	$0	$0	$0	$0	$240,000	$0	$240,000
LHC-0254 - Siding Replacement (Westmount Family Units)	$0	$0	$0	$0	$0	$0	$0	$0	$64,000	$0	$64,000
LHC-0255 - Site Lighting (40 Artemesia, Dundalk)	$0	$0	$0	$0	$0	$0	$0	$0	$6,000	$0	$6,000
LHC-0256 - Solar Panel Replacements (305 14th St W, Owen Sound)	$0	$0	$0	$0	$0	$0	$0	$0	$100,000	$0	$100,000
LHC-0257 - Unit Patio Doors (305 14th St W, Owen Sound)	$0	$0	$0	$0	$0	$0	$0	$0	$154,000	$0	$154,000
LHC-0258 - Water Pipe Replacements (159 Parker St, Meaford)	$0	$0	$0	$0	$0	$0	$0	$0	$150,000	$0	$150,000
LHC-0259 - Kitchen Rebuilds (50 McNab, Chatsworth)	$0	$0	$0	$0	$0	$0	$0	$0	$0	$264,000	$264,000
LHC-0260 - Common Area Lighting (181 Victoria St,	$0	$0	$0	$0	$0	$0	$0	$0	$0	$105,300	$105,300

	2026	2027	2028	2029	2030	2031	2032	2033	2034	2035	10 Year Total
Dundalk)											
LHC-0261 - Exterior Door Replacement (Durham Family Units)	$0	$0	$0	$0	$0	$0	$0	$0	$0	$24,000	$24,000
LHC-0262 - Interior Hollow Metal Doors (208 Queen St, Durham)	$0	$0	$0	$0	$0	$0	$0	$0	$0	$12,000	$12,000
LHC-0263 - Water System Pressure Tanks (43 Hill St, Flesherton)	$0	$0	$0	$0	$0	$0	$0	$0	$0	$8,000	$8,000
LHC-0264 - Generator Replacement (43 Hill St, Flesherton)	$0	$0	$0	$0	$0	$0	$0	$0	$0	$75,000	$75,000
LHC-0265 - Aluminum-framed Main Entrance Doors (250 12th Ave, Hanover)	$0	$0	$0	$0	$0	$0	$0	$0	$0	$15,000	$15,000
LHC-0266 - Air Makeup Replacement (250 12th Ave, Hanover)	$0	$0	$0	$0	$0	$0	$0	$0	$0	$150,000	$150,000
LHC-0267 - Kitchen Replacements (250 12th Ave, Hanover)	$0	$0	$0	$0	$0	$0	$0	$0	$0	$300,000	$300,000
LHC-0268 - Flooring Replacement (Main St, Holstein)	$0	$0	$0	$0	$0	$0	$0	$0	$0	$75,000	$75,000
LHC-0269 - Common Area and Site Lighting (99 Argyle St, Markdale)	$0	$0	$0	$0	$0	$0	$0	$0	$0	$7,000	$7,000
LHC-0270 - Tile Flooring Replacement (100 Margaret Elizabeth, Markdale)	$0	$0	$0	$0	$0	$0	$0	$0	$0	$16,300	$16,300
LHC-0271 - Concrete Pads and Walkways (157 Nelson St, Meaford)	$0	$0	$0	$0	$0	$0	$0	$0	$0	$30,000	$30,000
LHC-0272 - Common Area Flooring (130 Albert Street, Meaford) - Copy	$0	$0	$0	$0	$0	$0	$0	$0	$0	$12,000	$12,000
LHC-0273 - Mechanical Equipment Upgrades (130 Albert St, Meaford)	$0	$0	$0	$0	$0	$0	$0	$0	$0	$175,000	$175,000
LHC-0274 - Unit Entry Doors (130 Albert St, Meaford)	$0	$0	$0	$0	$0	$0	$0	$0	$0	$55,000	$55,000
LHC-0275 - Bathroom Replacement (7th, 8th and 16th St, Owen Sound)	$0	$0	$0	$0	$0	$0	$0	$0	$0	$384,000	$384,000
LHC-0276 - Common Area Lighting and Exit Signage (650 4th St A East, Owen Sound)	$0	$0	$0	$0	$0	$0	$0	$0	$0	$37,000	$37,000

	2026	2027	2028	2029	2030	2031	2032	2033	2034	2035	10 Year Total
LHC-0277 - Elevator Replacement (225 14th St W, Owen Sound)	$91,000	$0	$0	$0	$0	$0	$0	$0	$0	$0	$91,000
LHC-0278 - Unit Entry Doors (305 14th St W, Owen Sound)	$0	$0	$0	$0	$0	$0	$0	$0	$0	$317,500	$317,500
LHC-0279 - Elevator Replacement (81 Bruce St, Thornbury)	$91,000	$0	$0	$0	$0	$0	$0	$0	$0	$0	$91,000
LHC-0280 - Balcony Railing Replacement (81 Bruce St, Thornbury)	$0	$0	$0	$0	$0	$0	$0	$0	$0	$80,000	$80,000
LHC-0281 - Exterior Door Replacement (50 McNab, Chatsworth)	$0	$0	$0	$0	$0	$0	$0	$0	$0	$39,100	$39,100
LHC-0282 - Unit Entry Doors (40 Artemesia St, Dundalk	$0	$0	$0	$0	$0	$0	$0	$0	$0	$23,800	$23,800
LHC-0283 - Door replacements (General)	$35,000	$0	$0	$0	$0	$0	$0	$0	$0	$0	$35,000
Human Services - LTC Grey Gables	**$292,900**	**$301,700**	**$310,800**	**$320,200**	**$329,800**	**$339,700**	**$349,900**	**$360,400**	**$371,200**	**$382,400**	**$3,359,000**
GGG-0001 - High-Low Beds/Mattresses	$10,500	$11,000	$11,500	$12,000	$12,500	$13,000	$13,500	$14,000	$14,500	$15,000	$127,500
GGG-0002 - Home Enhancements	$0	$0	$0	$0	$0	$0	$0	$0	($10,000)	$0	($10,000)
GGG-0003 - Information Technology	$17,200	$17,600	$18,000	$18,400	$18,800	$19,200	$19,600	$20,000	$20,400	$20,800	$190,000
GGG-0004 - Resident Lifts	$19,000	$19,500	$20,000	$20,500	$21,000	$21,500	$22,000	$22,500	$23,000	$23,000	$212,000
GGG-0005 - Copper Piping Replacement	$6,000	$6,100	$6,200	$6,300	$6,400	$6,500	$6,600	$6,700	$6,800	$6,900	$64,500
GGG-0006 - Dietary Equipment	$0	$40,000	$0	$0	$15,000	$15,000	$15,000	$20,000	$15,000	$15,000	$135,000
GGG-0007 - Furniture and Equipment Replacement	$5,500	$5,600	$5,700	$5,800	$5,900	$6,000	$6,100	$6,200	$6,300	$6,400	$59,500
GGG-0008 - Debenture Payment - Roof	$73,200	$73,200	$73,200	$73,200	$59,700	$0	$0	$0	$0	$0	$352,500
GGG-0009 - Heating and/or Cooling Systems	$0	$0	$0	$0	$0	$0	$0	$0	$0	$0	$0
GGG-0011 - Plumbing Fixture Replacement (Resident washrooms)	$0	$15,000	$0	$0	$0	$0	$0	$0	$0	$0	$15,000
GGG-0012 - Hot Water Heater Replacement	$0	$0	$0	$0	$0	$0	$0	$0	$0	$0	$0
GGG-0017 - Security System Upgrades	$0	$0	$0	$0	$0	$0	$0	$0	$0	$0	$0
GGG-0018 - Nurse Call Upgrades	$0	$0	$0	$0	$0	$0	$0	$0	$0	$0	$0

	2026	2027	2028	2029	2030	2031	2032	2033	2034	2035	10 Year Total
GGG-0019 - Parking Lots, Curbs and Guards	$0	$0	$0	$0	$0	$0	$0	$0	$0	$0	$0
GGG-0020 - Sidewalks/Walkways	$0	$0	$0	$0	$0	$0	$0	$0	$0	$0	$0
GGG-0021 - Window Replacement	$0	$83,700	$22,400	$0	$0	$0	$0	$0	$0	$0	$106,100
GGG-0022 - Floor Cleaning Machines - Replacement	$0	$0	$0	$0	$0	$0	$0	$0	$0	$0	$0
GGG-0023 - Elevator Upgrades	$121,900	$0	$0	$0	$0	$0	$0	$0	$0	$0	$121,900
GGG-0024 - Fencing - Memorial Garden	$0	$0	$0	$0	$0	$0	$0	$0	$0	$0	$0
GGG-0025 - Tub/Shower Room and Whirlpool Tubs	$39,600	$0	$0	$0	$0	$0	$0	$0	$0	$0	$39,600
GGG-0026 - Kitchenette redesign	$0	$0	$0	$0	$0	$0	$0	$0	$0	$0	$0
GGG-0027 - Water Softener Replacement	$0	$10,000	$0	$0	$0	$0	$0	$0	$0	$10,000	$20,000
GGG-0028 - Roof Insulation	$0	$0	$0	$0	$0	$0	$0	$0	$0	$0	$0
GGG-0029 - Electrical Distribution Panels	$0	$0	$26,200	$0	$0	$0	$0	$0	$0	$0	$26,200
GGG-0030 - Sanitary Piping	$0	$0	$7,600	$0	$0	$0	$0	$0	$0	$0	$7,600
GGG-0031 - Air Handling Unit HRU-1, HRU-2, HRU-3	$0	$0	$0	$0	$0	$0	$0	$0	$0	$0	$0
GGG-0032 - Laundry Equipment	$0	$0	$0	$0	$0	$0	$0	$0	$0	$0	$0
GGG-0033 - Wet Sprinkler System	$0	$0	$0	$184,000	$0	$0	$0	$0	$0	$0	$184,000
GGG-0034 - Long Term Care Area Floor Replacement	$0	$0	$0	$0	$0	$0	$0	$0	$0	$0	$0
GGG-0035 - Fire Panels	$0	$0	$0	$0	$0	$0	$0	$20,000	$0	$0	$20,000
GGG-0036 - Main and Intermediate Electrical Distribution	$0	$0	$0	$0	$0	$0	$0	$185,000	$0	$0	$185,000
GGG-0037 - Transfer To Reserve (BCA) Capital Asset Repairs & Replacement	$0	$20,000	$120,000	$0	$190,500	$258,500	$267,100	$66,000	$295,200	$285,300	$1,502,600
GGG-0040 - Eavestrough	$0	$0	$0	$0	$0	$0	$0	$0	$0	$0	$0
Human Services - LTC Lee Manor	**$228,400**	**$236,400**	**$243,500**	**$250,800**	**$258,300**	**$266,100**	**$274,100**	**$282,400**	**$290,900**	**$299,700**	**$2,630,600**
LLL-0001 - High-Low Beds/Mattresses	$900	$37,500	$38,000	$38,500	$31,300	$34,200	$33,200	$32,200	$31,000	$31,300	$308,100
LLL-0002 - Home Enhancements	$23,500	$24,000	$24,500	$25,000	$25,500	$26,000	$26,500	$27,000	$27,500	$28,000	$257,500
LLL-0003 - Resident Lifts	$29,000	$29,500	$30,000	[illegible]	[illegible]	$31,500	$32,000	$32,500	$33,000	$33,500	$312,500

	2026	2027	2028	2029	2030	2031	2032	2033	2034	2035	10 Year Total
LLL-0004 - Information Technology	$18,000	$15,000	$22,000	$35,000	$15,000	$20,000	$15,000	$25,000	$20,000	$25,000	$210,000
LLL-0005 - Dietary Equipment	$45,000	$40,000	$20,000	$35,000	$45,000	$20,000	$10,000	$130,000	$20,000	$20,000	$385,000
LLL-0006 - Floor Replacement	$0	$0	$7,500	$7,600	$0	$88,900	$19,000	$700	$159,400	$20,000	$303,100
LLL-0008 - Whirlpool Tubs	$0	$0	$0	$0	$0	$0	$0	$0	$0	$135,000	$135,000
LLL-0009 - Camera Replacement	$0	$0	$0	$60,000	$0	$0	$0	$0	$0	$0	$60,000
LLL-0010 - Draperies/Blinds	$0	$0	$0	$0	$0	$20,000	$20,000	$20,000	$0	$0	$60,000
LLL-0011 - Floor Cleaning Equipment Replacement	$0	$0	$0	$0	$0	$0	$0	$15,000	$0	$0	$15,000
LLL-0012 - Resident Home Area Furniture	$52,000	$0	$0	$0	$0	$0	$0	$0	$0	$0	$52,000
LLL-0013 - Roofing System	$0	$0	$0	$0	$0	$0	$0	$0	$0	$0	$0
LLL-0014 - Hot Water Heat Exchanger and Filter Replacement	$0	$0	$0	$0	$0	$0	$0	$0	$0	$0	$0
LLL-0015 - Driveway and Sidewalk Repair/Additions	$0	$0	$0	$0	$0	$0	$0	$0	$0	$0	$0
LLL-0016 - Furniture-Resident Lounges and Dining Rooms	$0	$0	$0	$0	$0	$0	$36,500	$0	$0	$0	$36,500
LLL-0020 - Refurbishment of Resident Common Area and Staff Area on Main Floor	$0	$0	$25,000	$19,200	$0	$0	$0	$0	$0	$0	$44,200
LLL-0022 - Wander Guard Replacement	$0	$0	$0	$0	$0	$0	$0	$0	$0	$0	$0
LLL-0024 - Nurse Call System Replacement	$0	$0	$0	$0	$0	$0	$0	$0	$0	$0	$0
LLL-0025 - Exterior Windows	$0	$60,400	$76,500	$0	$0	$0	$0	$0	$0	$0	$136,900
LLL-0026 - Hot Water Recirculation System	$0	$0	$0	$0	$0	$0	$0	$0	$0	$0	$0
LLL-0027 - Storm Sump Pumps	$0	$0	$0	$0	$0	$0	$0	$0	$0	$0	$0
LLL-0028 - Fencing Repairs	$30,000	$0	$0	$0	$0	$0	$0	$0	$0	$0	$30,000
LLL-0029 - Replacement of Split Air Conditioning Systems	$0	$0	$0	$0	$0	$0	$0	$0	$0	$0	$0
LLL-0030 - Emergency Generator Re-furbishment	$0	$0	$0	$0	$0	$0	$0	$0	$0	$0	$0
LLL-0031 - Dryer	$0	$0	$0	$0	$0	$0	$0	$0	$0	$0	$0
LLL-0032 - Rubber treads and Linoleum Landings - Stairwells	$0	$30,000	$0	$0	$0	$0	$0	$0	$0	$0	$30,000
LLL-0033 - Tractor Replacement	$0	$0	$0	$0	$50,000	$0	$0	$0	$0	$0	$50,000

	2026	2027	2028	2029	2030	2031	2032	2033	2034	2035	10 Year Total
LLL-0034 - Hydronic Pumps and Variable Speed Drives	$0	$0	$0	$0	$45,000	$0	$0	$0	$0	$0	$45,000
LLL-0035 - Blanket/Towel Warmers	$0	$0	$0	$0	$15,500	$10,500	$0	$0	$0	$0	$26,000
LLL-0036 - Door Keypad Replacement	$0	$0	$0	$0	$0	$15,000	$0	$0	$0	$0	$15,000
LLL-0037 - Replacement of Fire Alarm System - Detectors and Warning Devices	$0	$0	$0	$0	$0	$0	$30,000	$0	$0	$0	$30,000
LLL-0038 - Transfer To Reserve (BCA) Capital Asset Repairs & Replacement	$0	$0	$0	$0	$0	$0	$51,900	$0	$0	$6,900	$58,800
LLL-0039 - Building Automation System	$0	$0	$0	$0	$0	$0	$0	$0	$0	$0	$0
LLL-0040 - Nursing Station Remodel	$30,000	$0	$0	$0	$0	$0	$0	$0	$0	$0	$30,000
LLL-0041 - Replacement of Air Makeup System	$0	$0	$0	$0	$0	$0	$0	$0	$0	$0	$0
LLL-0043 - Balustrades, Screens and Interior Railing - Pipe and Tube Railings	$0	$0	$0	$0	$0	$0	$0	$0	$0	$0	$0
LLL-0044 - Concrete Block Retaining Wall	$0	$0	$0	$0	$0	$0	$0	$0	$0	$0	$0
LLL-0045 - Electrical Distribution Panels	$0	$0	$0	$0	$0	$0	$0	$0	$0	$0	$0
LLL-0046 - Interior Windows	$0	$0	$0	$0	$0	$0	$0	$0	$0	$0	$0
LLL-0047 - Utility Shed Replacements	$0	$0	$0	$0	$0	$0	$0	$0	$0	$0	$0
LLL-0049 - Evacuation Equipment	$0	$0	$0	$0	$0	$0	$0	$0	$0	$0	$0
Human Services - LTC Redevelopment	**$2,561,000**	**$2,561,000**	**$2,561,000**	**$2,561,000**	**$2,561,000**	**$2,561,000**	**$2,561,000**	**$2,561,000**	**$2,561,000**	**$2,561,000**	**$25,610,000**
LTC-0001 - Redevelopment Project	$2,561,000	$2,561,000	$2,561,000	$2,561,000	$2,561,000	$2,561,000	$2,561,000	$2,561,000	$2,561,000	$2,561,000	$25,610,000
Human Services - LTC Rockwood Terrace	**$165,100**	**$217,800**	**$272,100**	**$327,900**	**$385,500**	**$408,900**	**$469,900**	**$472,500**	**$443,900**	**$404,700**	**$3,568,300**
RRR-0001 - High-Low Beds/Mattresses	$0	$0	$0	$0	$0	$20,300	$20,700	$21,100	$21,500	$0	$83,600
RRR-0002 - Information Technology	$22,000	$22,400	$22,800	$40,000	$23,800	$24,300	$40,000	$30,000	$42,000	$30,000	$297,300
RRR-0003 - Resident Lifts	$30,000	$30,000	$31,000	$34,000	$47,000	$50,000	$35,500	$21,000	$37,000	$21,000	$336,500
RRR-0004 - Home Enhancements	$0	$0	$0	$0	$0	$0	$0	$0	$0	$0	$0
RRR-0005 - Domestic Water Supply and Distribution	$15,000	$0	$0	$0	$0	$0	$0	$0	$0	$0	$15,000

	2026	2027	2028	2029	2030	2031	2032	2033	2034	2035	10 Year Total
RRR-0006 - Replacement of Plumbing Fixtures	$10,000	$0	$0	$0	$0	$0	$0	$0	$0	$0	$10,000
RRR-0007 - Vinyl Flooring Replacement	$25,000	$0	$0	$0	$0	$0	$0	$0	$0	$0	$25,000
RRR-0008 - Window Replacement	$7,000	$0	$0	$0	$0	$0	$0	$0	$0	$0	$7,000
RRR-0009 - Whirlpool Tubs	$0	$0	$0	$0	$0	$0	$50,000	$52,000	$0	$0	$102,000
RRR-0010 - Medical Equipment	$11,000	$0	$0	$0	$14,600	$0	$0	$0	$0	$0	$25,600
RRR-0011 - Kitchen Equipment	$0	$0	$12,200	$0	$0	$0	$0	$15,000	$0	$0	$27,200
RRR-0012 - Replacement of Fire Pumps (Carry Over)	$19,500	$0	$0	$0	$0	$0	$0	$0	$0	$0	$19,500
RRR-0013 - Balcony Upgrades (Carry Over)	$0	$0	$0	$0	$0	$0	$0	$0	$0	$0	$0
RRR-0014 - Dryer	$0	$0	$0	$0	$0	$0	$0	$0	$0	$0	$0
RRR-0015 - Elevators	$11,000	$0	$0	$0	$0	$0	$0	$0	$0	$0	$11,000
RRR-0016 - Electrical Systems	$14,600	$0	$0	$0	$0	$0	$0	$0	$0	$0	$14,600
RRR-0017 - Mechanical Systems	$0	$0	$0	$0	$0	$0	$0	$0	$0	$0	$0
RRR-0018 - Tractor/Snowblower	$0	$0	$0	$0	($5,000)	$0	$0	$0	$0	$0	($5,000)
RRR-0019 - Transfer To Reserve (BCA) Capital Asset Repairs & Replacement	$0	$165,400	$206,100	$253,900	$305,100	$314,300	$323,700	$333,400	$343,400	$353,700	$2,599,000
Human Services - Paramedic Services	**$349,200**	**$664,100**	**$1,013,100**	**$1,201,000**	**$1,202,800**	**$1,204,600**	**$1,206,300**	**$1,210,000**	**$1,213,600**	**$1,216,500**	**$10,481,200**
Human Services - Social Services	**$0**	**$0**	**$0**	**$0**	**$0**	**$0**	**$0**	**$0**	**$0**	**$0**	**$0**
SOC-0001 - EarlyON Building Construction	$0	$0	$0	$0	$0	$0	$0	$0	$0	$0	$0
SOC-0002 - Computer and Monitor Replacements	$0	$0	$0	$0	$0	$0	$0	$0	$0	$0	$0
Grand Total	**$5,702,700**	**$6,484,000**	**$7,225,400**	**$7,793,900**	**$8,089,200**	**$8,366,100**	**$8,556,500**	**$8,694,500**	**$8,805,700**	**$9,939,100**	**$79,657,100**

Social Services

Grey County Social Services delivers person-centered supports to help families and individuals in our communities navigate their pathway towards success and stability. Around 1,400 households comprised of 2,800 individuals are supported through the Ontario Works program in Grey County.

Grey County Early Learning and Child Care Services offers programs, subsidies and information for parents and a range of supports for agencies and child care providers.

Social Services Highlights

Construction of a new EarlyOn Child and Family Centre for Hanover.

Computer replacements

Ontario Works Administration Capital Summary
2026 Budget

Revenues

	2025 Budget	2025 Year End Projection	2026 Budget	2026 vs 2025 Budget	2027 Projection	2027 vs 2026 Budget
49400 - Transfer From Reserve	($67,800)	($60,000)	($25,500)	$42,300	($16,900)	$8,600
Grand Total	**($67,800)**	**($60,000)**	**($25,500)**	**$42,300**	**($16,900)**	**$8,600**

Other Expenses

	2025 Budget	2025 Year End Projection	2026 Budget	2026 vs 2025 Budget	2027 Projection	2027 vs 2026 Budget
63041 - Computer Purchase	$67,800	$60,000	$25,500	($42,300)	$16,900	($8,600)
Grand Total	**$67,800**	**$60,000**	**$25,500**	**($42,300)**	**$16,900**	**($8,600)**

Net Levy

	2025 Budget	2025 Year End Projection	2026 Budget	2026 vs 2025 Budget	2027 Projection	2027 vs 2026 Budget
Ontario Works	$0	$0	$0	$0	$0	$0

Early Learning and Child Care Capital Summary
2026 Budget

Revenues

	2025 Budget	2025 Year End Projection	2026 Budget	2026 vs 2025 Budget	2027 Projection	2027 vs 2026 Budget
49300 - Sale of Assets	$0	$0	$0	$0	($900,000)	($900,000)
49400 - Transfer From Reserve	($1,950,000)	($380,500)	($1,733,000)	$217,000	$0	$1,733,000
Grand Total	**($1,950,000)**	**($380,500)**	**($1,733,000)**	**$217,000**	**($900,000)**	**$833,000**

Other Expenses

	2025 Budget	2025 Year End Projection	2026 Budget	2026 vs 2025 Budget	2027 Projection	2027 vs 2026 Budget
64102 - Professional & Consulting Fees	$275,000	$148,900	$83,000	($192,000)	$0	($83,000)
64500 - Buildings/Renovations	$1,675,000	$231,600	$1,650,000	($25,000)	$0	($1,650,000)
69100 - Transfer to Reserves	$0	$0	$0	$0	$900,000	$900,000
Grand Total	**$1,950,000**	**$380,500**	**$1,733,000**	**($217,000)**	**$900,000**	**($833,000)**

Net Levy

	2025 Budget	2025 Year End Projection	2026 Budget	2026 vs 2025 Budget	2027 Projection	2027 vs 2026 Budget
Early Leaning and Child Care	$0	$0	$0	$0	$0	$0

Social Services Capital Projects - 2026 - 2035 Total Expenditures

	2026	2027	2028	2029	2030	2031	2032	2033	2034	2035	10 Year Total
SOC-0001 - EarlyON Building Construction	$1,733,000	$900,000	$0	$0	$0	$0	$0	$0	$0	$0	$2,633,000
SOC-0002 - Computer and Monitor Replacements	$25,500	$16,900	$17,100	$58,100	$73,900	$11,500	$33,900	$18,000	$65,500	$82,000	$402,400
Grand Total	**$1,758,500**	**$916,900**	**$17,100**	**$58,100**	**$73,900**	**$11,500**	**$33,900**	**$18,000**	**$65,500**	**$82,000**	**$3,035,400**

SOC-0001 - EarlyON Building Construction

Project Status: Rebudgeted

Project Type: Human Services - Social Services

Region: Hanover

Asset Category: Buildings

Description

Construction of a new EarlyON building in Hanover on a new site location. Building construction is expected to be completed in 2026 with the sale of the old EarlyON building planned for 2027. The Mitigation and EarlyON Capital Reserves will be utilized in 2026 and will be replenished with the proceeds from the sale in 2027.

Justification

The current EarlyON location does not meet community needs for EarlyON programs and does not meet accessibility requirements without significant retrofits. There is no elevator to access the second floor and parking for participants is severely limited. The building, which was built in 1976, is becoming costly to maintain as it ages. By directing the proceeds from the sale of the current building and the use of capital reserves, a new modern and efficient building would better support the EarlyON programs that are provided to the community by Grey County. If the current EarlyON building is sold and a new EarlyON site is not built using the funds from the sale, the province will recover the sale proceeds.

10 Year Capital Forecast

	2026	2027	2028	2029	2030	2031	2032	2033	2034	2035	10 Year Total
49300 - Sale of Assets	$0	($900,000)	$0	$0	$0	$0	$0	$0	$0	$0	($900,000)
49400 - Transfer From Reserve	($1,733,000)	$0	$0	$0	$0	$0	$0	$0	$0	$0	($1,733,000)
64102 - Professional & Consulting Fees	$83,000	$0	$0	$0	$0	$0	$0	$0	$0	$0	$83,000
64500 - Buildings/Renovations	$1,650,000	$0	$0	$0	$0	$0	$0	$0	$0	$0	$1,650,000
69100 - Transfer to Reserves	$0	$900,000	$0	$0	$0	$0	$0	$0	$0	$0	$900,000
Grand Total	**$0**	**$0**	**$0**	**$0**	**$0**	**$0**	**$0**	**$0**	**$0**	**$0**	**$0**

10 Year Operating Impacts - None

SOC-0002 - Computer and Monitor Replacements

Project Status: Recurring

Project Type: Human Services - Social Services

Region: Grey County

Asset Category: Machinery & Equipment

Description

Computer Replacements

Justification

Once the warranty is complete on computer hardware, all hardware failures will become expensive and repairs will create a burden on IT staff time. Keeping computer hardware current on a roll over schedule stops equipment from becoming severely outdated. In addition to the regular computer replacement, $8,500 is budgeted annually for miscellaneous computer related purchases.

10 Year Capital Forecast

	2026	2027	2028	2029	2030	2031	2032	2033	2034	2035	10 Year Total
49400 - Transfer From Reserve	($25,500)	($16,900)	($17,100)	($58,100)	($73,900)	($11,500)	($33,900)	($18,000)	($65,500)	($82,000)	($402,400)
63041 - Computer Purchase	$25,500	$16,900	$17,100	$58,100	$73,900	$11,500	$33,900	$18,000	$65,500	$82,000	$402,400
Grand Total	**$0**	**$0**	**$0**	**$0**	**$0**	**$0**	**$0**	**$0**	**$0**	**$0**	**$0**

10 Year Operating Impacts - None

Housing

Everyone deserves a safe and affordable place to call home. Grey County Housing administers several affordable housing programs, guided by the Housing and Homelessness Plan, to address housing needs across our community, from emergency shelter to homeownership. Grey County manages close to 1,000 units of rent-geared-to income housing, supports 500 units of non-profit housing, operates a short-term emergency shelter motel, and operates a twelve-bed supportive housing program and delivers programs that support home ownership.

Grey County Housing owns and manages properties in every local municipality on Grey County. The capital budget includes a range of large-scale capital projects, including major renovations, construction, roof replacements, mechanical replacements, and other property maintenance projects. This budget also includes more minor expenditures such as fixture and furniture replacements, minor renovations, painting, and other smaller projects to maintain properties and support tenants.

Elevator replacement at the high rise in Owen Sound.

Replacement generator for 130 Albert Street in Meaford.

Roof replacement at 208 Queen Street in Durham.

Housing Capital Summary
2026 Budget

Revenues

	2025 Budget	2025 Year End Projection	2026 Budget	2026 vs 2025 Budget	2027 Projection	2027 vs 2026 Budget
49300 - Sale of Assets	($100,000)	($100,000)	($100,000)	$0	($100,000)	$0
49400 - Transfer From Reserve	($3,937,600)	($1,146,500)	($3,493,600)	$444,000	($261,200)	$3,232,400
51100 - Provincial Conditional Grant	$0	($40,700)	($200,000)	($200,000)	($150,000)	$50,000
52000 - Federal Conditional Grant	($1,973,600)	($669,700)	($1,883,800)	$89,800	$0	$1,883,800
54060 - Miscellaneous Receipts	($800,000)	$0	$0	$800,000	$0	$0
Grand Total	**($6,811,200)**	**($1,956,900)**	**($5,677,400)**	**$1,133,800**	**($511,200)**	**$5,166,200**

Other Expenses

	2025 Budget	2025 Year End Projection	2026 Budget	2026 vs 2025 Budget	2027 Projection	2027 vs 2026 Budget
63042 - Equip/Furniture Purchases	$171,500	$123,800	$204,500	$33,000	$106,500	($98,000)
63403 - Maintenance of Buildings	$0	$0	$0	$0	$0	$0
63915 - Building Acquisition	$0	$0	$0	$0	$0	$0
64102 - Professional & Consulting Fees	$31,800	$71,800	$212,500	$180,700	$33,000	($179,500)
64403 - Bldg Contracted Services	$1,360,900	$1,212,100	$1,152,200	($208,700)	$559,200	($593,000)
64407 - Kitchen & Bath Renovation	$560,000	$345,300	$490,000	($70,000)	$700,000	$210,000
64421 - Roofing/Soffit/Fascia/Eaves	$2,026,500	$169,400	$1,868,600	($157,900)	$354,700	($1,513,900)
64423 - Elevator Maintenance	$956,900	$15,000	$1,317,200	$360,300	$15,600	($1,301,600)
64428 - Fire Damage	$800,000	$0	$0	($800,000)	$0	$0
64429 - Site Maintenance	$1,045,700	$337,200	$945,300	($100,400)	$66,300	($879,000)
64465 - Plumbing Repairs	$8,100	$0	$8,300	$200	$8,500	$200
64467 - Water Regulatory Maintenance	$36,500	$34,600	$36,700	$200	$10,800	($25,900)
64470 - Heating Repairs	$21,200	$55,200	$21,600	$400	$22,000	$400

	2025 Budget	2025 Year End Projection	2026 Budget	2026 vs 2025 Budget	2027 Projection	2027 vs 2026 Budget
64471 - Air Make Up System Repairs	$794,100	$566,200	$555,300	($238,800)	$0	($555,300)
64480 - Painting	$25,600	$16,600	$25,900	$300	$26,200	$300
64485 - Landscape Mtce. Contracts	$10,000	$10,000	$10,000	$0	$10,000	$0
69100 - Transfer to Reserves	$0	$0	$0	$0	$0	$0
69106 - Transfer to Reserve Asset Mgmt	$212,300	$212,300	$216,500	$4,200	$220,800	$4,300
Grand Total	**$8,061,100**	**$3,169,500**	**$7,064,600**	**($996,500)**	**$2,133,600**	**($4,931,000)**

Net Levy

	2025 Budget	2025 Year End Projection	2026 Budget	2026 vs 2025 Budget	2027 Projection	2027 vs 2026 Budget
County Housing	$1,249,900	$1,212,600	$1,387,200	$137,300	$1,622,400	$235,200

Affordable Housing Capital Summary
2026 Budget

Other Expenses

	2025 Budget	2025 Year End Projection	2026 Budget	2026 vs 2025 Budget	2027 Projection	2027 vs 2026 Budget
69100 - Transfer to Reserves	$0	$0	$0	$0	$0	$0
69106 - Transfer to Reserve Asset Mgmt	$654,300	$654,300	$718,900	$64,600	$880,600	$161,700
Grand Total	**$654,300**	**$654,300**	**$718,900**	**$64,600**	**$880,600**	**$161,700**

Net Levy

	2025 Budget	2025 Year End Projection	2026 Budget	2026 vs 2025 Budget	2027 Projection	2027 vs 2026 Budget
Affordable Housing	$654,300	$654,300	$718,900	$64,600	$880,600	$161,700

Housing Capital Projects - 2026 - 2035 Total Expenditures

	2026	2027	2028	2029	2030	2031	2032	2033	2034	2035	10 Year Total
Human Services - Housing	**$7,783,500**	**$3,014,200**	**$3,414,100**	**$3,266,500**	**$3,689,900**	**$3,973,300**	**$4,078,200**	**$4,159,200**	**$4,245,100**	**$5,481,700**	**$43,105,700**
LHC-0001 - Appliance Replacement (General)	$45,000	$45,900	$46,800	$47,700	$48,700	$49,700	$50,700	$51,700	$52,700	$53,800	$492,700
LHC-0002 - Catch Basin Cleanouts	$10,800	$11,000	$11,200	$11,400	$11,600	$11,800	$12,000	$12,200	$12,400	$12,600	$117,000
LHC-0003 - Common Room Furniture (Various locations)	$10,600	$10,800	$11,000	$11,200	$11,400	$11,600	$11,800	$12,000	$12,200	$12,400	$115,000
LHC-0004 - Consulting Fees (General)	$32,400	$33,000	$33,700	$34,400	$35,100	$35,800	$36,500	$37,200	$37,900	$38,700	$354,700
LHC-0005 - Crack Filling and Line Painting	$16,300	$16,600	$16,900	$17,200	$17,500	$17,900	$18,300	$18,700	$19,100	$19,500	$178,000
LHC-0006 - Duct Cleaning	$21,600	$22,000	$22,400	$22,800	$23,300	$23,800	$24,300	$24,800	$25,300	$25,800	$236,100
LHC-0007 - Duty to Accomodate Requests (Various Locations)	$16,200	$16,500	$16,800	$17,100	$17,400	$17,700	$18,100	$18,500	$18,900	$19,300	$176,500
LHC-0008 - Elevator Repairs	$15,300	$15,600	$15,900	$16,200	$16,500	$16,800	$17,100	$17,400	$17,700	$18,100	$166,600
LHC-0009 - Exterior Painting/Siding - (Alpha Street, Owen Sound)	$10,000	$10,000	$10,000	$10,000	$10,000	$10,000	$10,000	$10,000	$10,000	$10,000	$100,000
LHC-0010 - Family Unit Renovations (Family Units)	$208,100	$212,300	$216,500	$220,800	$225,200	$229,700	$234,300	$239,000	$243,800	$248,700	$2,278,400
LHC-0011 - Fire Panel Replacement (General)	$11,400	$11,600	$11,800	$12,000	$12,200	$12,400	$12,600	$12,900	$13,200	$13,500	$123,600
LHC-0012 - General Landscaping - (Alpha Street, Owen Sound)	$10,000	$10,000	$10,000	$10,000	$10,000	$10,000	$10,000	$10,000	$10,000	$10,000	$100,000
LHC-0013 - Hot Water Tank Replacement (General)	$31,800	$32,400	$33,000	$33,700	$34,400	$35,100	$35,800	$36,500	$37,200	$37,900	$347,800
LHC-0015 - Painting (General)	$15,900	$16,200	$16,500	$16,800	$17,100	$17,400	$17,700	$18,100	$18,500	$18,900	$173,100
LHC-0016 - Sewer Pipe Blasting	$8,300	$8,500	$8,700	$8,900	$9,100	$9,300	$9,500	$9,700	$9,900	$10,100	$92,000
LHC-0017 - Site Improvements (Various Locations)	$48,700	$49,700	$50,700	$51,700	$52,700	$53,800	$54,900	$56,000	$57,100	$58,200	$533,500
LHC-0018 - Technology (Security Cameras, Key Fobs, Building Computers)	$17,100	$17,400	$17,700	$18,100	$18,500	$18,900	$19,300	$19,700	$20,100	$20,500	$187,300
LHC-0019 - Water System Upgrades General (Flesherton and Holstein)	$10,600	$10,800	$11,000	$11,200	$11,400	$11,600	$11,800	$12,000	$12,200	$12,400	$115,000
LHC-0020 - Air Make Up Replacement (248 Queen	$65,100	$0	$0	$0	$0	$0	$0	$0	$0	$0	$65,100

	2026	2027	2028	2029	2030	2031	2032	2033	2034	2035	10 Year Total
Street, Durham)											
LHC-0021 - Air Make Up Replacement (43 Hill Street Flesherton)	$12,000	$0	$0	$0	$0	$0	$0	$0	$0	$0	$12,000
LHC-0022 - Air Makeup Replacement (157 Nelson Street, Meaford)	$0	$0	$0	$140,000	$0	$0	$0	$0	$0	$0	$140,000
LHC-0023 - Air Makeup Replacement (208 Queen St, Durham)	$69,300	$0	$0	$0	$0	$0	$0	$0	$0	$0	$69,300
LHC-0024 - Air Makeup Replacement (248 7th Ave E Owen Sound)	$71,800	$0	$0	$0	$0	$0	$0	$0	$0	$0	$71,800
LHC-0026 - Air Makeup System Replacement (650 4th St A East, Owen Sound)	$37,100	$0	$0	$0	$0	$0	$0	$0	$0	$0	$37,100
LHC-0029 - Common Area Flooring (121 William Street, Meaford)	$75,000	$0	$0	$0	$0	$0	$0	$0	$0	$0	$75,000
LHC-0030 - Common Area Flooring (130 Albert Street, Meaford)	$55,000	$0	$0	$0	$0	$0	$0	$0	$0	$0	$55,000
LHC-0031 - Concrete pads and Screen (80 Victoria Street Meaford)	$150,000	$0	$0	$0	$0	$0	$0	$0	$0	$0	$150,000
LHC-0046 - Elevator Replacement (305 14th West, Owen Sound)	$866,900	$0	$0	$0	$0	$0	$0	$0	$0	$0	$866,900
LHC-0051 - Fencing and Retaining wall replacement (16th Street Family Units, Owen Sound)	$150,000	$0	$0	$0	$0	$0	$0	$0	$0	$0	$150,000
LHC-0054 - Water Pipe Replacement (248 7th Ave East, Owen Sound)	$26,100	$0	$0	$0	$0	$0	$0	$0	$0	$0	$26,100
LHC-0055 - Asphalt Parking Lot (100 Margaret Elizabeth, Markdale)	$60,000	$0	$0	$0	$0	$0	$0	$0	$0	$0	$60,000
LHC-0056 - Asphalt Parking Lot (490 7th Avenue East, Owen Sound)	$114,700	$0	$0	$0	$0	$0	$0	$0	$0	$0	$114,700
LHC-0058 - Bathroom Rebuilds (157 Nelson Street, Meaford)	$0	$0	$80,000	$0	$0	$0	$0	$0	$0	$0	$80,000
LHC-0060 - Bathroom Rebuilds (208 Queen St., Durham)	$0	$250,000	$0	$0	$0	$0	$0	$0	$0	$0	$250,000
LHC-0062 - Bathroom renovations (121 William	$0	$0	$0	$0	$0	$0	$0	$0	$0	$210,000	$210,000

	2026	2027	2028	2029	2030	2031	2032	2033	2034	2035	10 Year Total
Street, Meaford)											
LHC-0063 - Bathroom Renovations (159 Parker Street Meaford)	$240,000	$0	$0	$0	$0	$0	$0	$0	$0	$0	$240,000
LHC-0067 - Concrete Sidewalks and Exterior Slab (50 McNab Street, Chatsworth)	$35,000	$0	$0	$0	$0	$0	$0	$0	$0	$0	$35,000
LHC-0068 - Elevator Replacement (85 Lemon Street, Thornbury)	$75,000	$0	$0	$0	$0	$0	$0	$0	$0	$0	$75,000
LHC-0069 - Exterior Door Replacement/Suite Doors (81 Bruce Street, Thornbury)	$94,100	$0	$0	$0	$0	$0	$0	$0	$0	$0	$94,100
LHC-0070 - Exterior Doors (East Side Family Units)	$32,000	$0	$0	$0	$0	$0	$0	$0	$0	$0	$32,000
LHC-0072 - In Suite Radiators (305 14th Street West, Owen Sound)	$0	$0	$250,000	$0	$0	$0	$0	$0	$0	$0	$250,000
LHC-0073 - Kitchen Rebuilds (157 Nelson Street, Meaford)	$80,000	$0	$0	$0	$0	$0	$0	$0	$0	$0	$80,000
LHC-0074 - Kitchen Rebuilds (208 Queen Street, Durham)	$0	$0	$0	$250,000	$0	$0	$0	$0	$0	$0	$250,000
LHC-0075 - Kitchen Rebuilds (248 7th Ave E Owen Sound)	$0	$170,000	$0	$0	$0	$0	$0	$0	$0	$0	$170,000
LHC-0076 - Patio Door Replacement (121 William Street, Meaford)	$57,600	$0	$0	$0	$0	$0	$0	$0	$0	$0	$57,600
LHC-0078 - Roof Replacement (41 Mark Street, Markdale)	$200,000	$0	$0	$0	$0	$0	$0	$0	$0	$0	$200,000
LHC-0079 - Roof Replacement (490 7th Avenue East, Owen Sound)	$158,800	$0	$0	$0	$0	$0	$0	$0	$0	$0	$158,800
LHC-0080 - Roof Replacement (West Side Family Units)	$315,000	$0	$0	$0	$0	$0	$0	$0	$0	$0	$315,000
LHC-0081 - Sidewalk Replacement (159 Parker Street, Meaford)	$50,000	$0	$0	$0	$0	$0	$0	$0	$0	$0	$50,000
LHC-0082 - Siding and Window Replacement (208 Queen Street Durham)	$75,000	$0	$0	$0	$0	$0	$0	$0	$0	$0	$75,000
LHC-0083 - Window Replacement (40 Artemesia	$59,400	$0	$0	$0	$0	$0	$0	$0	$0	$0	$59,400

	2026	2027	2028	2029	2030	2031	2032	2033	2034	2035	10 Year Total
Street, Dundalk)											
LHC-0084 - Window Replacement (50 McNab Street, Chatsworth)	$81,100	$0	$0	$0	$0	$0	$0	$0	$0	$0	$81,100
LHC-0085 - Window Replacement (85 Lemon Street, Thornbury)	$80,000	$0	$0	$0	$0	$0	$0	$0	$0	$0	$80,000
LHC-0086 - Air Make Up (81 Bruce Street, Thornbury)	$150,000	$0	$0	$0	$0	$0	$0	$0	$0	$0	$150,000
LHC-0087 - Air Make Up Replacement (121 William Street, Meaford)	$150,000	$0	$0	$0	$0	$0	$0	$0	$0	$0	$150,000
LHC-0088 - Asphalt Parking Lot (181 Victoria Street Dundalk)	$67,200	$0	$0	$0	$0	$0	$0	$0	$0	$0	$67,200
LHC-0089 - Bath Rebuilds (248 7th Ave Owen Sound)	$170,000	$0	$0	$0	$0	$0	$0	$0	$0	$0	$170,000
LHC-0090 - Building Condition Assessment	$180,100	$0	$0	$0	$0	$198,800	$0	$0	$0	$0	$378,900
LHC-0091 - Building Exterior Doors (650 4th Street A East, Owen Sound)	$120,000	$0	$0	$0	$0	$0	$0	$0	$0	$0	$120,000
LHC-0092 - Elevator Replacement (650 4th Street A East Owen Sound)	$100,000	$0	$0	$0	$0	$0	$0	$0	$0	$0	$100,000
LHC-0093 - Emergency Generator (130 Albert Street, Meaford)	$100,000	$0	$0	$0	$0	$0	$0	$0	$0	$0	$100,000
LHC-0094 - Front Waterproofing and Stair Replacement (Alpha Street, Owen Sound)	$250,000	$250,000	$250,000	$0	$0	$0	$0	$0	$0	$0	$750,000
LHC-0095 - Main Entrance Doors (130 Albert Street, Meaford)	$12,000	$0	$0	$0	$0	$0	$0	$0	$0	$0	$12,000
LHC-0096 - Roof Replacement (208 Queen Street, Durham)	$350,000	$0	$0	$0	$0	$0	$0	$0	$0	$0	$350,000
LHC-0097 - Window Replacement (250 12th Ave Hanover)	$0	$110,000	$0	$0	$0	$0	$0	$0	$0	$0	$110,000
LHC-0098 - Window Replacement (81 Bruce Street, Thornbury)	$0	$72,000	$0	$0	$0	$0	$0	$0	$0	$0	$72,000
LHC-0099 - Exterior Doors (80 Victoria Street, Meaford)	$0	$0	$60,000	$0	$0	$0	$0	$0	$0	$0	$60,000
LHC-0100 - Exterior Door Replacement (16th Street Family Units, Owen Sound)	$0	$0	$128,000	$0	$0	$0	$0	$0	$0	$0	$128,000

	2026	2027	2028	2029	2030	2031	2032	2033	2034	2035	10 Year Total
LHC-0101 - Front Vestibule Rebuild (315 Bruce Street, Durham)	$0	$0	$75,000	$0	$0	$0	$0	$0	$0	$0	$75,000
LHC-0102 - Front Vestibule Entrance Replacement (214 11th Avenue, Hanover)	$0	$0	$75,000	$0	$0	$0	$0	$0	$0	$0	$75,000
LHC-0103 - Kitchen Rebuilds (315 Bruce Street, Durham)	$0	$110,000	$0	$0	$0	$0	$0	$0	$0	$0	$110,000
LHC-0104 - Roof Replacement (East Side Family Units)	$0	$93,700	$0	$0	$0	$0	$0	$0	$0	$0	$93,700
LHC-0105 - Balcony Railings and Screens (159 Parker Street, Meaford)	$0	$0	$0	$0	$0	$0	$0	$48,000	$0	$0	$48,000
LHC-0106 - Bath Rebuilds (248 Queen Street, Durham)	$0	$170,000	$0	$0	$0	$0	$0	$0	$0	$0	$170,000
LHC-0107 - Flooring Replacement (481 11th Street, Hanover)	$0	$0	$15,000	$0	$0	$0	$0	$0	$0	$0	$15,000
LHC-0108 - Lift Replacement (181 Victoria Street, Dundalk)	$0	$0	$70,000	$0	$0	$0	$0	$0	$0	$0	$70,000
LHC-0109 - Roof Replacement (80 Victoria Street Meaford)	$200,000	$0	$0	$0	$0	$0	$0	$0	$0	$0	$200,000
LHC-0110 - Sidewalk Repair/Replacement (305 14th Street West, Owen Sound)	$0	$0	$0	$0	$0	$0	$0	$0	$40,000	$0	$40,000
LHC-0111 - Sidewalk Repair/Replacement (41 Mark Street, Markdale)	$0	$0	$10,000	$0	$0	$0	$0	$0	$0	$0	$10,000
LHC-0112 - Unit Entry Doors (248 Queen Street, Durham)	$0	$0	$22,000	$0	$0	$0	$0	$0	$0	$0	$22,000
LHC-0113 - Water Pipe Replacement (50 McNab Street Chatsworth)	$0	$0	$70,000	$0	$0	$0	$0	$0	$0	$0	$70,000
LHC-0114 - Window Replacement (214 11th Avenue, Hanover)	$0	$0	$30,000	$0	$0	$0	$0	$0	$0	$0	$30,000
LHC-0115 - Window Replacement (392015 Grey Road 109, Holstein)	$0	$0	$56,000	$0	$0	$0	$0	$0	$0	$0	$56,000
LHC-0116 - Window Replacement (43 Hill Street, Flesherton)	$0	$0	$36,000	$0	$0	$0	$0	$0	$0	$0	$36,000

	2026	2027	2028	2029	2030	2031	2032	2033	2034	2035	10 Year Total
LHC-0117 - Window Replacement (Durham Family Units)	$0	$0	$60,000	$0	$0	$0	$0	$0	$0	$0	$60,000
LHC-0118 - Air Make Up Replacement (181 Victoria Street, Dundalk)	$0	$0	$0	$120,000	$0	$0	$0	$0	$0	$0	$120,000
LHC-0119 - Air Make Up Replacement (315 Bruce Street, Durham)	$0	$0	$0	$150,000	$0	$0	$0	$0	$0	$0	$150,000
LHC-0120 - Balconies and Railings (17 Legion Rd., Meaford)	$0	$0	$0	$69,000	$0	$0	$0	$0	$0	$0	$69,000
LHC-0121 - Balcony Railing Replacement (40 Artemesia Street, Dundalk)	$0	$0	$0	$30,000	$0	$0	$0	$0	$0	$0	$30,000
LHC-0122 - Balcony Resurfacing (130 Albert Street, Meaford)	$0	$0	$0	$16,800	$0	$0	$0	$0	$0	$0	$16,800
LHC-0123 - Front Concrete Steps (Westmount Family Units)	$0	$0	$0	$0	$0	$0	$136,500	$0	$0	$0	$136,500
LHC-0124 - Interior Suite Doors (392051 Main Street, Holstein)	$0	$0	$32,000	$0	$0	$0	$0	$0	$0	$0	$32,000
LHC-0125 - Interior Suite Doors (99 Argyle Street, Markdale)	$0	$0	$20,000	$0	$0	$0	$0	$0	$0	$0	$20,000
LHC-0126 - Kitchen Rebuilds (159 Parker Street, Meaford)	$0	$0	$240,000	$0	$0	$0	$0	$0	$0	$0	$240,000
LHC-0127 - Kitchen Rebuilds (248 Queen Street, Durham)	$0	$0	$0	$110,000	$0	$0	$0	$0	$0	$0	$110,000
LHC-0128 - Lift Replacement (100 Margaret Elizabeth, Markdale)	$0	$0	$0	$75,000	$0	$0	$0	$0	$0	$0	$75,000
LHC-0129 - Lift Replacement (40 Artemesia Street, Dundalk)	$0	$0	$0	$70,000	$0	$0	$0	$0	$0	$0	$70,000
LHC-0130 - Patio Door Replacement (159 Parker Street, Meaford)	$0	$0	$0	$55,200	$0	$0	$0	$0	$0	$0	$55,200
LHC-0131 - Siding Replacement (181 Victoria Street Dundalk)	$0	$0	$0	$36,000	$0	$0	$0	$0	$0	$0	$36,000
LHC-0132 - Suite Doors Corridor (181 Victoria Street Dundalk)	$0	$0	$0	$36,000	$0	$0	$0	$0	$0	$0	$36,000

	2026	2027	2028	2029	2030	2031	2032	2033	2034	2035	10 Year Total
LHC-0133 - Unit Entry Doors (81 Bruce St Thornbury)	$0	$0	$0	$72,000	$0	$0	$0	$0	$0	$0	$72,000
LHC-0134 - Window Replacement (159 Parker Street, Meaford)	$0	$0	$0	$70,000	$0	$0	$0	$0	$0	$0	$70,000
LHC-0135 - Window Replacement (481 11th Street, Hanover)	$0	$0	$0	$60,000	$0	$0	$0	$0	$0	$0	$60,000
LHC-0136 - Asphalt Replacement (Alpha Street, Owen Sound)	$0	$0	$0	$0	$200,000	$0	$0	$0	$0	$0	$200,000
LHC-0137 - Balconies Re surfaced (225 14th Street, Owen Sound)	$0	$0	$0	$0	$50,000	$0	$0	$0	$0	$0	$50,000
LHC-0138 - Balcony Repairs and Railings (181 Victoria Street, Dundalk)	$0	$0	$0	$0	$50,000	$0	$0	$0	$0	$0	$50,000
LHC-0139 - Ceiling and Lighting Upgrades (100 Marg. Eliz Markdale)	$0	$0	$0	$0	$25,000	$0	$0	$0	$0	$0	$25,000
LHC-0140 - Ceiling and Lighting Upgrades (208 Queen St. Durham)	$0	$0	$0	$0	$30,000	$0	$0	$0	$0	$0	$30,000
LHC-0141 - Ceiling and Lighting Upgrades (248 Queen Street Durham)	$0	$0	$0	$0	$30,000	$0	$0	$0	$0	$0	$30,000
LHC-0142 - Common Area Flooring, Lighting and Water Lines (85 Lemon Street Thornbury)	$0	$0	$0	$0	$130,000	$0	$0	$0	$0	$0	$130,000
LHC-0143 - Concrete Replacements and Screens (81 Bruce Street, Thornbury)	$0	$0	$0	$0	$180,000	$0	$0	$0	$0	$0	$180,000
LHC-0144 - Concrete Steps Replacement (Family Units Durham)	$0	$0	$0	$0	$18,000	$0	$0	$0	$0	$0	$18,000
LHC-0145 - Exterior Cladding (490 7th Ave East Owen Sound)	$0	$0	$0	$0	$20,000	$0	$0	$0	$0	$0	$20,000
LHC-0146 - Exterior Door Replacement (85 Lemon Street, Thornbury)	$0	$0	$0	$0	$96,000	$0	$0	$0	$0	$0	$96,000
LHC-0147 - Exterior Hollow Metal Doors (250 12th Ave Hanover)	$0	$0	$0	$0	$15,000	$0	$0	$0	$0	$0	$15,000
LHC-0148 - Fence Replacement (East Side	$0	$0	$0	$0	$32,000	$0	$0	$0	$0	$0	$32,000

	2026	2027	2028	2029	2030	2031	2032	2033	2034	2035	10 Year Total
Family Units)											
LHC-0149 - Front, Side and Stairwell Door Replacment (305 14th Street, Owen Sound)	$0	$0	$0	$0	$35,000	$0	$0	$0	$0	$0	$35,000
LHC-0150 - Furnace Replacement (Family Units Durham)	$0	$0	$0	$0	$48,000	$0	$0	$0	$0	$0	$48,000
LHC-0151 - Furnace Replacement (East Side Family Units)	$0	$0	$0	$0	$64,000	$0	$0	$0	$0	$0	$64,000
LHC-0152 - Furnace Replacement (Hanover Family Units)	$0	$0	$0	$0	$64,000	$0	$0	$0	$0	$0	$64,000
LHC-0153 - Furnace Replacement (Meaford Family Units)	$0	$0	$0	$0	$80,000	$0	$0	$0	$0	$0	$80,000
LHC-0154 - Interior Common Doors (248 Queen Street, Durham)	$0	$0	$0	$0	$18,000	$0	$0	$0	$0	$0	$18,000
LHC-0155 - Interior Hollow Metal Doors (100 Margaret Elizabeth, Markdale)	$0	$0	$0	$0	$24,000	$0	$0	$0	$0	$0	$24,000
LHC-0156 - Interior Suite Doors (481 11th St Hanover)	$0	$0	$0	$0	$12,000	$0	$0	$0	$0	$0	$12,000
LHC-0157 - Replace Concrete Walks (Holstein)	$0	$0	$0	$0	$40,000	$0	$0	$0	$0	$0	$40,000
LHC-0158 - Siding Replacement (157 Nelson Street, Meaford)	$0	$0	$0	$0	$33,200	$0	$0	$0	$0	$0	$33,200
LHC-0159 - Siding Replacement (40 Artemesia St Dundalk)	$0	$0	$0	$0	$10,000	$0	$0	$0	$0	$0	$10,000
LHC-0160 - Unit Entry Door Replacement (100 Margaret Elizabeth, Markdale)	$0	$0	$0	$0	$40,000	$0	$0	$0	$0	$0	$40,000
LHC-0161 - Unit Entry Door Replacement (214 11th St, Hanover)	$0	$0	$0	$0	$22,000	$0	$0	$0	$0	$0	$22,000
LHC-0162 - Unit Entry Door Replacement (315 Bruce St Durham)	$0	$0	$0	$0	$22,000	$0	$0	$0	$0	$0	$22,000
LHC-0163 - Unit Entry Door Replacement (43 Hill St Flesherton)	$0	$0	$0	$0	$20,000	$0	$0	$0	$0	$0	$20,000
LHC-0164 - Water Pipe Replacement (208 Queen Street, Durham)	$0	$0	$0	$0	$75,000	$0	$0	$0	$0	$0	$75,000

	2026	2027	2028	2029	2030	2031	2032	2033	2034	2035	10 Year Total
LHC-0165 - Water Pipe Replacement (315 Bruce St Durham)	$0	$0	$0	$0	$75,000	$0	$0	$0	$0	$0	$75,000
LHC-0166 - Window Replacement (130 Albert Street, Meaford)	$0	$0	$0	$0	$150,000	$0	$0	$0	$0	$0	$150,000
LHC-0167 - Air Makeup Replacement (100 Margaret Elizabeth, Markdale)	$0	$0	$0	$0	$0	$150,000	$0	$0	$0	$0	$150,000
LHC-0168 - Bathroom Replacement (214 11th St, Hanover)	$0	$0	$0	$0	$0	$110,000	$0	$0	$0	$0	$110,000
LHC-0169 - Common Area Flooring Replacement (17 Legion Road, Meaford)	$0	$0	$0	$0	$0	$25,100	$0	$0	$0	$0	$25,100
LHC-0170 - Common Area Flooring Replacement (250 12th Ave Hanover)	$0	$0	$0	$0	$0	$25,500	$0	$0	$0	$0	$25,500
LHC-0171 - Common Area Flooring Replacement (650 4th St A East, Owen Sound)	$0	$0	$0	$0	$0	$120,000	$0	$0	$0	$0	$120,000
LHC-0172 - Common Area Flooring Replacement (81 Bruce St, Thornbury)	$0	$0	$0	$0	$0	$23,400	$0	$0	$0	$0	$23,400
LHC-0173 - Flat Roof Replacement (225 14th Street West, Owen Sound)	$0	$0	$0	$0	$0	$0	$308,600	$0	$0	$0	$308,600
LHC-0174 - Floor Scrubber (81 Bruce St, Thornbury)	$0	$0	$0	$0	$0	$12,000	$0	$0	$0	$0	$12,000
LHC-0175 - Flooring Replacement (181 Victoria Street, Dundalk)	$0	$0	$0	$0	$0	$22,000	$0	$0	$0	$0	$22,000
LHC-0176 - Furnace Replacement (Alpha Street, Owen Sound)	$0	$0	$0	$0	$0	$544,000	$0	$0	$0	$0	$544,000
LHC-0177 - Lift Replacement (17 Legion Road, Meaford)	$0	$0	$0	$0	$0	$75,000	$0	$0	$0	$0	$75,000
LHC-0178 - Parking Lot Replacement (130 Albert Street, Meaford)	$0	$0	$0	$0	$0	$46,700	$0	$0	$0	$0	$46,700
LHC-0179 - Unit Entry Doors (225 14th Street West, Owen Sound)	$0	$0	$0	$0	$0	$0	$112,000	$0	$0	$0	$112,000
LHC-0180 - Common Area Doors (85 Lemon St, Thornbury)	$0	$0	$0	$0	$0	$0	$24,000	$0	$0	$0	$24,000
LHC-0181 - Exterior Door Replacement (40 Artemesia	$0	$0	$0	$0	$0	$0	$20,000	$0	$0	$0	$20,000

	2026	2027	2028	2029	2030	2031	2032	2033	2034	2035	10 Year Total
St, Dundalk)											
LHC-0182 - Exterior Siding and Insulation (West Side Family Units)	$0	$0	$0	$0	$0	$0	$250,000	$0	$0	$0	$250,000
LHC-0183 - Fencing Replacement (181 Victoria St, Dundalk)	$0	$0	$0	$0	$0	$0	$55,000	$0	$0	$0	$55,000
LHC-0184 - Fencing Replacement (481 11th St Hanover)	$0	$0	$0	$0	$0	$0	$42,000	$0	$0	$0	$42,000
LHC-0185 - Fencing Replacement (650 4th St A E, Owen Sound)	$0	$0	$0	$0	$0	$0	$42,000	$0	$0	$0	$42,000
LHC-0186 - Fencing replacement (85 Lemon St, Thornbury)	$0	$0	$0	$0	$0	$0	$33,000	$0	$0	$0	$33,000
LHC-0187 - Fencing Replacement (Alpha Street Owen Sound)	$0	$0	$0	$0	$0	$0	$70,000	$0	$0	$0	$70,000
LHC-0188 - Flooring Replacement (100 Marg Eliz, Markdale)	$0	$0	$0	$0	$0	$0	$12,600	$0	$0	$0	$12,600
LHC-0189 - Flooring Replacement (40 Artemesia St, Dundalk)	$0	$0	$0	$0	$0	$0	$25,000	$0	$0	$0	$25,000
LHC-0190 - Hollow Metal Doors (481 11th St, Hanover)	$0	$0	$0	$0	$0	$0	$20,000	$0	$0	$0	$20,000
LHC-0191 - Interior Common Area Doors (250 12th Ave Hanover)	$0	$0	$0	$0	$0	$0	$16,000	$0	$0	$0	$16,000
LHC-0192 - Kitchen Replacement (81 Bruce St, Thornbury)	$0	$0	$0	$0	$0	$0	$360,000	$0	$0	$0	$360,000
LHC-0193 - Kitchen Replacements (Main St Holstein)	$0	$0	$0	$0	$0	$0	$160,000	$0	$0	$0	$160,000
LHC-0194 - Main Entrance (248 Queen St Durham)	$0	$0	$0	$0	$0	$0	$15,000	$0	$0	$0	$15,000
LHC-0195 - Overhead Door (181 Victoria St, Dundalk)	$0	$0	$0	$0	$0	$0	$7,000	$0	$0	$0	$7,000
LHC-0196 - Patio Door Replacement (41 Mark Street, Markdale)	$0	$0	$0	$0	$0	$0	$60,000	$0	$0	$0	$60,000
LHC-0197 - Soffit and Fascia Replacement (650 4th St A E, Owen Sound)	$0	$0	$0	$0	$0	$0	$50,000	$0	$0	$0	$50,000
LHC-0198 - Unit Entry Door (181 Victoria St, Dundalk)	$0	$0	$0	$0	$0	$0	$48,000	$0	$0	$0	$48,000

	2026	2027	2028	2029	2030	2031	2032	2033	2034	2035	10 Year Total
LHC-0199 - Unit/Balcony Doors (130 Albert Street, Meaford)	$0	$0	$0	$0	$0	$0	$57,500	$0	$0	$0	$57,500
LHC-0200 - Well Head Replacement (43 Hill Street, Flesherton)	$0	$0	$0	$0	$0	$0	$10,000	$0	$0	$0	$10,000
LHC-0201 - Asphalt Parking Lot (650 4th St A East, Owen Sound)	$0	$0	$0	$0	$0	$0	$0	$90,000	$0	$0	$90,000
LHC-0202 - Balcony Refinishing (305 14th West, Owen Sound)	$0	$0	$0	$0	$0	$0	$0	$149,600	$0	$0	$149,600
LHC-0203 - Bath Rebuilding (650 4th St A E, Owen Sound)	$0	$0	$0	$0	$0	$0	$0	$540,000	$0	$0	$540,000
LHC-0204 - Bathroom Replacement (130 Albert Street, Meaford)	$0	$0	$0	$0	$0	$0	$0	$250,000	$0	$0	$250,000
LHC-0205 - Cladding Replacement (248 Queen Street, Durham)	$0	$0	$0	$0	$0	$0	$0	$40,000	$0	$0	$40,000
LHC-0206 - Concrete Pavers and wood timber gardens (East Side Family Units)	$0	$0	$0	$0	$0	$0	$0	$60,000	$0	$0	$60,000
LHC-0207 - Concrete Pavers (Westmount Family Units)	$0	$0	$0	$0	$0	$0	$0	$0	$320,000	$0	$320,000
LHC-0208 - Exterior Cladding Replacement (481 11th Street, Hanover)	$0	$0	$0	$0	$0	$0	$0	$20,000	$0	$0	$20,000
LHC-0209 - Exterior Siding and Insulation (East Side Family Units)	$0	$0	$0	$0	$0	$0	$0	$80,000	$0	$0	$80,000
LHC-0210 - Exterior Siding Replacement (Meaford family units)	$0	$0	$0	$0	$0	$0	$0	$100,000	$0	$0	$100,000
LHC-0211 - Garbage Compactor (130 Albert St, Meaford)	$0	$0	$0	$0	$0	$0	$0	$15,000	$0	$0	$15,000
LHC-0212 - Interior Hollow Metal Doors (130 Albert Street, Meaford)	$0	$0	$0	$0	$0	$0	$0	$48,000	$0	$0	$48,000
LHC-0213 - Interior Suite Door (250 12th Ave. Hanover)	$0	$0	$0	$0	$0	$0	$0	$50,000	$0	$0	$50,000
LHC-0214 - Interior Suite Doors (650 4th Street A East, Owen Sound)	$0	$0	$0	$0	$0	$0	$0	$0	$108,000	$0	$108,000

	2026	2027	2028	2029	2030	2031	2032	2033	2034	2035	10 Year Total
LHC-0215 - Kitchen Rebuilds (225 14th Street West, Owen Sound)	$0	$0	$0	$0	$0	$560,000	$0	$0	$0	$0	$560,000
LHC-0217 - Siding Replacement (17 Legion Road, Meaford)	$0	$0	$0	$0	$0	$0	$0	$100,000	$0	$0	$100,000
LHC-0218 - Siding Replacement (81 Bruce Street, Thornbury)	$0	$0	$0	$0	$0	$0	$0	$50,000	$0	$0	$50,000
LHC-0219 - Siding Replacement (85 Lemon Street, Thornbury)	$0	$0	$0	$0	$0	$0	$0	$75,000	$0	$0	$75,000
LHC-0220 - Suite Door Replacement (490 7th Avenue East, Owen Sound)	$0	$0	$0	$0	$0	$0	$0	$72,000	$0	$0	$72,000
LHC-0221 - Suite Door Replacements (157 Nelson Street, Meaford)	$0	$0	$0	$0	$0	$0	$0	$16,000	$0	$0	$16,000
LHC-0222 - Suite Doors (17 Legion Road, Meaford)	$0	$0	$0	$0	$0	$0	$0	$60,000	$0	$0	$60,000
LHC-0223 - Unit Entry Doors (248 7th Avenue East, Owen Sound)	$0	$0	$0	$0	$0	$0	$0	$40,000	$0	$0	$40,000
LHC-0224 - Unit Entry Doors (41 Mark St. Markdale)	$0	$0	$0	$0	$0	$0	$0	$24,000	$0	$0	$24,000
LHC-0225 - Transfer to Reserve - Future Infrastructure Needs	$216,500	$220,800	$225,200	$229,700	$234,300	$239,000	$243,800	$248,700	$253,700	$258,800	$2,370,500
LHC-0226 - Transfer to Reserve - Affordable Housing Builds	$718,900	$880,600	$933,400	$989,400	$1,048,800	$1,111,700	$1,178,400	$1,249,100	$1,324,000	$1,403,400	$10,837,700
LHC-0228 - Preparing Units For Sale (Westmount)	$100,000	$100,000	$100,000	$100,000	$100,000	$100,000	$100,000	$100,000	$100,000	$100,000	$1,000,000
LHC-0230 - Common Area Lighting (121 William St, Meaford)	$0	$11,200	$0	$0	$0	$0	$0	$0	$0	$0	$11,200
LHC-0231 - Demolish Tunnel (121 William Street, Meaford)	$20,000	$0	$0	$0	$0	$0	$0	$0	$0	$0	$20,000
LHC-0232 - Designated Substances	$15,300	$15,600	$15,900	$16,200	$16,500	$16,800	$17,100	$17,400	$17,700	$18,100	$166,600
LHC-0235 - Parking Lot - Golden Town (80 Victoria St, Meaford)	$233,400	$0	$0	$0	$0	$0	$0	$0	$0	$0	$233,400
LHC-0236 - Roof Replacements (121 William Street, Meaford)	$360,000	$0	$0	$0	$0	$0	$0	$0	$0	$0	$360,000

	2026	2027	2028	2029	2030	2031	2032	2033	2034	2035	10 Year Total
LHC-0237 - Roof Replacements (Westmount Family Units, Owen Sound)	$24,000	$0	$0	$0	$0	$0	$0	$0	$0	$0	$24,000
LHC-0238 - Main Sewer Pipe (315 Bruce Street, Durham)	$10,000	$0	$0	$0	$0	$0	$0	$0	$0	$0	$10,000
LHC-0239 - Common Area Flooring (208 Queen Street, Durham)	$0	$10,000	$0	$0	$0	$0	$0	$0	$0	$0	$10,000
LHC-0240 - Bathroom Replacements (181 Victoria Dundalk)	$0	$0	$0	$0	$0	$0	$0	$0	$0	$240,000	$240,000
LHC-0241 - Common Area flooring (315 Bruce St Durham)	$0	$0	$0	$0	$0	$0	$0	$0	$15,000	$0	$15,000
LHC-0242 - Common Area Lighting (130 Albert Street, Meaford)	$0	$0	$0	$0	$0	$0	$0	$0	$20,000	$0	$20,000
LHC-0243 - Common Room Windows (121 William St, Meaford)	$0	$0	$0	$0	$0	$0	$0	$0	$20,000	$0	$20,000
LHC-0244 - Concrete Patio Dividers (85 Lemon, Thornbury)	$0	$0	$0	$0	$0	$0	$0	$0	$150,000	$0	$150,000
LHC-0245 - Concrete Patios (225 14th St W, Owen Sound)	$0	$0	$0	$0	$0	$0	$0	$0	$0	$336,000	$336,000
LHC-0246 - Concrete Pavers (Meaford Family Units)	$0	$0	$0	$0	$0	$0	$0	$0	$100,000	$0	$100,000
LHC-0247 - Exterior Pole Light (85 Lemon, Thornbury)	$0	$0	$0	$0	$0	$0	$0	$0	$20,000	$0	$20,000
LHC-0248 - Exterior Pole Lights (Alpha Street Owen Sound)	$0	$0	$0	$0	$0	$0	$0	$0	$40,000	$0	$40,000
LHC-0249 - Fencing Replacement (40 Artemesia, Dundalk)	$0	$0	$0	$0	$0	$0	$0	$0	$35,000	$0	$35,000
LHC-0250 - Parking Lot (159 Parker St, Meaford)	$0	$0	$0	$0	$0	$0	$0	$0	$0	$70,000	$70,000
LHC-0251 - Patio Doors (130 Albert Street, Meaford)	$0	$0	$0	$0	$0	$0	$0	$0	$62,500	$0	$62,500
LHC-0252 - Patio Door Replacement (481 11th Street, Hanover)	$0	$0	$0	$0	$0	$0	$0	$0	$57,000	$0	$57,000
LHC-0253 - Patio Door Replacement (121 William St, Meaford)	$0	$0	$0	$0	$0	$0	$0	$0	$240,000	$0	$240,000

	2026	2027	2028	2029	2030	2031	2032	2033	2034	2035	10 Year Total
LHC-0254 - Siding Replacement (Westmount Family Units)	$0	$0	$0	$0	$0	$0	$0	$0	$64,000	$0	$64,000
LHC-0255 - Site Lighting (40 Artemesia, Dundalk)	$0	$0	$0	$0	$0	$0	$0	$0	$6,000	$0	$6,000
LHC-0256 - Solar Panel Replacements (305 14th St W, Owen Sound)	$0	$0	$0	$0	$0	$0	$0	$0	$100,000	$0	$100,000
LHC-0257 - Unit Patio Doors (305 14th St W, Owen Sound)	$0	$0	$0	$0	$0	$0	$0	$0	$374,000	$0	$374,000
LHC-0258 - Water Pipe Replacements (159 Parker St, Meaford)	$0	$0	$0	$0	$0	$0	$0	$0	$150,000	$0	$150,000
LHC-0259 - Kitchen Rebuilds (50 McNab, Chatsworth)	$0	$0	$0	$0	$0	$0	$0	$0	$0	$264,000	$264,000
LHC-0260 - Common Area Lighting (181 Victoria St, Dundalk)	$0	$0	$0	$0	$0	$0	$0	$0	$0	$105,300	$105,300
LHC-0261 - Exterior Door Replacement (Durham Family Units)	$0	$0	$0	$0	$0	$0	$0	$0	$0	$24,000	$24,000
LHC-0262 - Interior Hollow Metal Doors (208 Queen St, Durham)	$0	$0	$0	$0	$0	$0	$0	$0	$0	$12,000	$12,000
LHC-0263 - Water System Pressure Tanks (43 Hill St, Flesherton)	$0	$0	$0	$0	$0	$0	$0	$0	$0	$8,000	$8,000
LHC-0264 - Generator Replacement (43 Hill St, Flesherton)	$0	$0	$0	$0	$0	$0	$0	$0	$0	$75,000	$75,000
LHC-0265 - Aluminum-framed Main Entrance Doors (250 12th Ave, Hanover)	$0	$0	$0	$0	$0	$0	$0	$0	$0	$15,000	$15,000
LHC-0266 - Air Makeup Replacement (250 12th Ave, Hanover)	$0	$0	$0	$0	$0	$0	$0	$0	$0	$150,000	$150,000
LHC-0267 - Kitchen Replacements (250 12th Ave, Hanover)	$0	$0	$0	$0	$0	$0	$0	$0	$0	$300,000	$300,000
LHC-0268 - Flooring Replacement (Main St, Holstein)	$0	$0	$0	$0	$0	$0	$0	$0	$0	$75,000	$75,000
LHC-0269 - Common Area and Site Lighting (99 Argyle St, Markdale)	$0	$0	$0	$0	$0	$0	$0	$0	$0	$7,000	$7,000

	2026	2027	2028	2029	2030	2031	2032	2033	2034	2035	10 Year Total
LHC-0270 - Tile Flooring Replacement (100 Margaret Elizabeth, Markdale)	$0	$0	$0	$0	$0	$0	$0	$0	$0	$16,300	$16,300
LHC-0271 - Concrete Pads and Walkways (157 Nelson St, Meaford)	$0	$0	$0	$0	$0	$0	$0	$0	$0	$30,000	$30,000
LHC-0272 - Common Area Flooring (130 Albert Street, Meaford) - Copy	$0	$0	$0	$0	$0	$0	$0	$0	$0	$12,000	$12,000
LHC-0273 - Mechanical Equipment Upgrades (130 Albert St, Meaford)	$0	$0	$0	$0	$0	$0	$0	$0	$0	$175,000	$175,000
LHC-0274 - Unit Entry Doors (130 Albert St, Meaford)	$0	$0	$0	$0	$0	$0	$0	$0	$0	$55,000	$55,000
LHC-0275 - Bathroom Replacement (7th, 8th and 16th St, Owen Sound)	$0	$0	$0	$0	$0	$0	$0	$0	$0	$384,000	$384,000
LHC-0276 - Common Area Lighting and Exit Signage (650 4th St A East, Owen Sound)	$0	$0	$0	$0	$0	$0	$0	$0	$0	$37,000	$37,000
LHC-0277 - Elevator Replacement (225 14th St W, Owen Sound)	$130,000	$0	$0	$0	$0	$0	$0	$0	$0	$0	$130,000
LHC-0278 - Unit Entry Doors (305 14th St W, Owen Sound)	$0	$0	$0	$0	$0	$0	$0	$0	$0	$317,500	$317,500
LHC-0279 - Elevator Replacement (81 Bruce St, Thornbury)	$130,000	$0	$0	$0	$0	$0	$0	$0	$0	$0	$130,000
LHC-0280 - Balcony Railing Replacement (81 Bruce St, Thornbury)	$0	$0	$0	$0	$0	$0	$0	$0	$0	$80,000	$80,000
LHC-0281 - Exterior Door Replacement (50 McNab, Chatsworth)	$0	$0	$0	$0	$0	$0	$0	$0	$0	$39,100	$39,100
LHC-0282 - Unit Entry Doors (40 Artemesia St, Dundalk	$0	$0	$0	$0	$0	$0	$0	$0	$0	$23,800	$23,800
LHC-0283 - Door replacements (General)	$50,000	$0	$0	$0	$0	$0	$0	$0	$0	$0	$50,000
Grand Total	**$7,783,500**	**$3,014,200**	**$3,414,100**	**$3,266,500**	**$3,689,900**	**$3,973,300**	**$4,078,200**	**$4,159,200**	**$4,245,100**	**$5,481,700**	**$43,105,700**

LHC-0001 - Appliance Replacement (General)

Project Status: Recurring

Project Type: Human Services - Housing

Region: Grey County

Asset Category: Machinery & Equipment

Description

Replacement of appliances as needed.

Justification

Failure to replace appliances results in increased cost for ongoing maintenance, inconvenient breakdowns, increased cost of purchasing as needed rather than in quantity.

10 Year Capital Forecast

	2026	2027	2028	2029	2030	2031	2032	2033	2034	2035	10 Year Total
52000 - Federal Conditional Grant	($13,500)	$0	$0	$0	$0	$0	$0	$0	$0	$0	($13,500)
63042 - Equip/Furniture Purchases	$45,000	$45,900	$46,800	$47,700	$48,700	$49,700	$50,700	$51,700	$52,700	$53,800	$492,700
Grand Total	**$31,500**	**$45,900**	**$46,800**	**$47,700**	**$48,700**	**$49,700**	**$50,700**	**$51,700**	**$52,700**	**$53,800**	**$479,200**

10 Year Operating Impacts - None

LHC-0002 - Catch Basin Cleanouts

Project Status: Recurring

Project Type: Human Services - Housing

Region: Grey County

Asset Category: Non Tangible Capital Asset

Description

Removal of debris, sediment and other blockages from parking lot catch basins

Justification

Prevents flooding and maintains stormwater system infrastructure

10 Year Capital Forecast

	2026	2027	2028	2029	2030	2031	2032	2033	2034	2035	10 Year Total
52000 - Federal Conditional Grant	($3,200)	$0	$0	$0	$0	$0	$0	$0	$0	$0	($3,200)
64421 - Roofing/Soffit/Fascia/Eaves	$10,800	$11,000	$11,200	$11,400	$11,600	$11,800	$12,000	$12,200	$12,400	$12,600	$117,000
Grand Total	**$7,600**	**$11,000**	**$11,200**	**$11,400**	**$11,600**	**$11,800**	**$12,000**	**$12,200**	**$12,400**	**$12,600**	**$113,800**

10 Year Operating Impacts - None

LHC-0003 - Common Room Furniture (Various locations)

Project Status: Recurring

Project Type: Human Services - Housing

Region: Grey County

Asset Category: Machinery & Equipment

Description

Replace existing common room furniture that is at end of life and does not meet current fire safety codes for fire retardant material

Justification

New furniture will be low maintenance and meet current standards and codes.

10 Year Capital Forecast

	2026	2027	2028	2029	2030	2031	2032	2033	2034	2035	10 Year Total
52000 - Federal Conditional Grant	($3,200)	$0	$0	$0	$0	$0	$0	$0	$0	$0	($3,200)
63042 - Equip/Furniture Purchases	$10,600	$10,800	$11,000	$11,200	$11,400	$11,600	$11,800	$12,000	$12,200	$12,400	$115,000
Grand Total	**$7,400**	**$10,800**	**$11,000**	**$11,200**	**$11,400**	**$11,600**	**$11,800**	**$12,000**	**$12,200**	**$12,400**	**$111,800**

10 Year Operating Impacts - None

LHC-0004 - Consulting Fees (General)

Project Status: Recurring

Project Type: Human Services - Housing

Region: Grey County

Asset Category: Non Tangible Capital Asset

Description

Professional fees for capital projects

Justification

Used for specialized work such as mechanical, electrical and structural requirements of various capital projects that cannot be designed in house.

10 Year Capital Forecast

	2026	2027	2028	2029	2030	2031	2032	2033	2034	2035	10 Year Total
52000 - Federal Conditional Grant	($9,700)	$0	$0	$0	$0	$0	$0	$0	$0	$0	($9,700)
64102 - Professional & Consulting Fees	$32,400	$33,000	$33,700	$34,400	$35,100	$35,800	$36,500	$37,200	$37,900	$38,700	$354,700
Grand Total	**$22,700**	**$33,000**	**$33,700**	**$34,400**	**$35,100**	**$35,800**	**$36,500**	**$37,200**	**$37,900**	**$38,700**	**$345,000**

10 Year Operating Impacts - None

LHC-0005 - Crack Filling and Line Painting

Project Status: Recurring

Project Type: Human Services - Housing

Region: Grey County

Asset Category: Non Tangible Capital Asset

Description

Painting and minor repairs to parking lots at apartment buildings

Justification

Improves parking lot safety for tenants.

10 Year Capital Forecast

	2026	2027	2028	2029	2030	2031	2032	2033	2034	2035	10 Year Total
52000 - Federal Conditional Grant	($4,900)	$0	$0	$0	$0	$0	$0	$0	$0	$0	($4,900)
64429 - Site Maintenance	$16,300	$16,600	$16,900	$17,200	$17,500	$17,900	$18,300	$18,700	$19,100	$19,500	$178,000
Grand Total	**$11,400**	**$16,600**	**$16,900**	**$17,200**	**$17,500**	**$17,900**	**$18,300**	**$18,700**	**$19,100**	**$19,500**	**$173,100**

10 Year Operating Impacts - None

LHC-0006 - Duct Cleaning

Project Status: Recurring

Project Type: Human Services - Housing

Region: Grey County

Asset Category: Non Tangible Capital Asset

Description

Cleaning ducts at apartment buildings.

Justification

Maintain air quality in all buildings

10 Year Capital Forecast

	2026	2027	2028	2029	2030	2031	2032	2033	2034	2035	10 Year Total
52000 - Federal Conditional Grant	($6,500)	$0	$0	$0	$0	$0	$0	$0	$0	$0	($6,500)
64470 - Heating Repairs	$21,600	$22,000	$22,400	$22,800	$23,300	$23,800	$24,300	$24,800	$25,300	$25,800	$236,100
Grand Total	**$15,100**	**$22,000**	**$22,400**	**$22,800**	**$23,300**	**$23,800**	**$24,300**	**$24,800**	**$25,300**	**$25,800**	**$229,600**

10 Year Operating Impacts - None

LHC-0007 - Duty to Accomodate Requests (Various Locations)

Project Status: Recurring

Project Type: Human Services - Housing

Region: Grey County

Asset Category: Non Tangible Capital Asset

Description

Accommodation requests such as walk in showers, raised toilets and door operators to enable a tenant to live independently in their unit.

Justification

Under the Residential Tenancy Act landlords are required to work with tenants to meet accessibility needs.

10 Year Capital Forecast

	2026	2027	2028	2029	2030	2031	2032	2033	2034	2035	10 Year Total
52000 - Federal Conditional Grant	($4,900)	$0	$0	$0	$0	$0	$0	$0	$0	$0	($4,900)
64403 - Bldg Contracted Services	$16,200	$16,500	$16,800	$17,100	$17,400	$17,700	$18,100	$18,500	$18,900	$19,300	$176,500
Grand Total	**$11,300**	**$16,500**	**$16,800**	**$17,100**	**$17,400**	**$17,700**	**$18,100**	**$18,500**	**$18,900**	**$19,300**	**$171,600**

10 Year Operating Impacts - None

LHC-0008 - Elevator Repairs (General)

Project Status: Recurring

Project Type: Human Services - Housing

Region: Grey County

Asset Category: Non Tangible Capital Asset

Description

Preventative maintenance and repairs do to aging elevators. Also covers new TSSA requirements and identifies issues found by third party consultants to ensure all codes are being met.

Justification

Increased costs and loss of elevator licensing could occur if not completed.

10 Year Capital Forecast

	2026	2027	2028	2029	2030	2031	2032	2033	2034	2035	10 Year Total
52000 - Federal Conditional Grant	($4,500)	$0	$0	$0	$0	$0	$0	$0	$0	$0	($4,500)
64423 - Elevator Maintenance	$15,300	$15,600	$15,900	$16,200	$16,500	$16,800	$17,100	$17,400	$17,700	$18,100	$166,600
Grand Total	**$10,800**	**$15,600**	**$15,900**	**$16,200**	**$16,500**	**$16,800**	**$17,100**	**$17,400**	**$17,700**	**$18,100**	**$162,100**

10 Year Operating Impacts - None

LHC-0009 - Exterior Painting/Siding - (Alpha Street, Owen Sound)

Project Status: Recurring

Project Type: Human Services - Housing

Region: Owen Sound

Asset Category: Non Tangible Capital Asset

Description

General painting for Alpha Street apartments

Justification

Maintaining the condition of painted elements such as exterior doors, fences, patio dividers improves the condition of building and discourages vandalism .

10 Year Capital Forecast

	2026	2027	2028	2029	2030	2031	2032	2033	2034	2035	10 Year Total
52000 - Federal Conditional Grant	($3,000)	$0	$0	$0	$0	$0	$0	$0	$0	$0	($3,000)
64480 - Painting	$10,000	$10,000	$10,000	$10,000	$10,000	$10,000	$10,000	$10,000	$10,000	$10,000	$100,000
Grand Total	**$7,000**	**$10,000**	**$10,000**	**$10,000**	**$10,000**	**$10,000**	**$10,000**	**$10,000**	**$10,000**	**$10,000**	**$97,000**

10 Year Operating Impacts - None

LHC-0010 - Family Unit Renovations (Family Units)

Project Status: Recurring

Project Type: Human Services - Housing

Region: Grey County

Asset Category: Buildings

Description

Renovation required to family units for occupancy. Each unit is assessed for move in requirements such as floors, kitchens, bathrooms, doors and other maintenance needs.

Justification

Repairs and rebuilds are required to make the unit available to another family

10 Year Capital Forecast

	2026	2027	2028	2029	2030	2031	2032	2033	2034	2035	10 Year Total
52000 - Federal Conditional Grant	($62,400)	$0	$0	$0	$0	$0	$0	$0	$0	$0	($62,400)
64403 - Bldg Contracted Services	$208,100	$212,300	$216,500	$220,800	$225,200	$229,700	$234,300	$239,000	$243,800	$248,700	$2,278,400
Grand Total	**$145,700**	**$212,300**	**$216,500**	**$220,800**	**$225,200**	**$229,700**	**$234,300**	**$239,000**	**$243,800**	**$248,700**	**$2,216,000**

10 Year Operating Impacts - None

LHC-0011 - Fire Panel Replacement (General)

Project Status: Recurring

Project Type: Human Services - Housing

Region: Grey County

Asset Category: Buildings

Description

Continue to replace existing systems with updated systems at end of life cycle.

Justification

Maintain to meet fire code and building safety

10 Year Capital Forecast

	2026	2027	2028	2029	2030	2031	2032	2033	2034	2035	10 Year Total
52000 - Federal Conditional Grant	($3,400)	$0	$0	$0	$0	$0	$0	$0	$0	$0	($3,400)
64403 - Bldg Contracted Services	$11,400	$11,600	$11,800	$12,000	$12,200	$12,400	$12,600	$12,900	$13,200	$13,500	$123,600
Grand Total	**$8,000**	**$11,600**	**$11,800**	**$12,000**	**$12,200**	**$12,400**	**$12,600**	**$12,900**	**$13,200**	**$13,500**	**$120,200**

10 Year Operating Impacts - None

LHC-0012 - General Landscaping - (Alpha Street, Owen Sound)

Project Status: Recurring

Project Type: Human Services - Housing

Region: Owen Sound

Asset Category: Non Tangible Capital Asset

Description

Landscaping to maintain large green space for 68 units of housing. Costs include site cleanup, tree removal, brush removal, purchase of mulch, soil, garbage cans, benches, picnic tables, signage

Justification

Maintains curb appeal of area and safety of tenants and buildings.

10 Year Capital Forecast

	2026	2027	2028	2029	2030	2031	2032	2033	2034	2035	10 Year Total
64485 - Landscape Mtce. Contracts	$10,000	$10,000	$10,000	$10,000	$10,000	$10,000	$10,000	$10,000	$10,000	$10,000	$100,000
Grand Total	**$10,000**	**$10,000**	**$10,000**	**$10,000**	**$10,000**	**$10,000**	**$10,000**	**$10,000**	**$10,000**	**$10,000**	**$100,000**

10 Year Operating Impacts - None

LHC-0013 - Hot Water Tank Replacement (General)

Project Status: Recurring

Project Type: Human Services - Housing

Region: Grey County

Asset Category: Machinery & Equipment

Description

Replace Hot Water Tanks

Justification

Replacing with units that are energy efficient. Work with local utility providers for possible rebate or grant programs

10 Year Capital Forecast

	2026	2027	2028	2029	2030	2031	2032	2033	2034	2035	10 Year Total
52000 - Federal Conditional Grant	($9,500)	$0	$0	$0	$0	$0	$0	$0	$0	$0	($9,500)
63042 - Equip/Furniture Purchases	$31,800	$32,400	$33,000	$33,700	$34,400	$35,100	$35,800	$36,500	$37,200	$37,900	$347,800
Grand Total	**$22,300**	**$32,400**	**$33,000**	**$33,700**	**$34,400**	**$35,100**	**$35,800**	**$36,500**	**$37,200**	**$37,900**	**$338,300**

10 Year Operating Impacts - None

LHC-0015 - Painting (General)

Project Status: Recurring

Project Type: Human Services - Housing

Region: Grey County

Asset Category: Non Tangible Capital Asset

Description

General painting for apartments

Justification

Maintaining the condition of painted elements such as exterior doors, fences, patio dividers improves the condition of building and discourages vandalism .

10 Year Capital Forecast

	2026	2027	2028	2029	2030	2031	2032	2033	2034	2035	10 Year Total
64480 - Painting	$15,900	$16,200	$16,500	$16,800	$17,100	$17,400	$17,700	$18,100	$18,500	$18,900	$173,100
Grand Total	**$15,900**	**$16,200**	**$16,500**	**$16,800**	**$17,100**	**$17,400**	**$17,700**	**$18,100**	**$18,500**	**$18,900**	**$173,100**

10 Year Operating Impacts - None

LHC-0016 - Sewer Pipe Blasting

Project Status: Recurring

Project Type: Human Services - Housing

Region: Grey County

Asset Category: Non Tangible Capital Asset

Description

Cleaning of sewer pipes

Justification

Regular maintenance prevents back ups which leads to major and more costly repairs.

10 Year Capital Forecast

	2026	2027	2028	2029	2030	2031	2032	2033	2034	2035	10 Year Total
64465 - Plumbing Repairs	$8,300	$8,500	$8,700	$8,900	$9,100	$9,300	$9,500	$9,700	$9,900	$10,100	$92,000
Grand Total	**$8,300**	**$8,500**	**$8,700**	**$8,900**	**$9,100**	**$9,300**	**$9,500**	**$9,700**	**$9,900**	**$10,100**	**$92,000**

10 Year Operating Impacts - None

LHC-0017 - Site Improvements (Various Locations)

Project Status: Recurring

Project Type: Human Services - Housing

Region: Grey County

Asset Category: Buildings

Description

Site improvements include but not limited to, concrete sidewalk repairs, basement/foundation repairs and patio repairs .

Justification

Work includes preventative maintenance and one off urgent repairs. Reduces operating budget for one time funding needs for building failures

10 Year Capital Forecast

	2026	2027	2028	2029	2030	2031	2032	2033	2034	2035	10 Year Total
52000 - Federal Conditional Grant	($14,600)	$0	$0	$0	$0	$0	$0	$0	$0	$0	($14,600)
64429 - Site Maintenance	$48,700	$49,700	$50,700	$51,700	$52,700	$53,800	$54,900	$56,000	$57,100	$58,200	$533,500
Grand Total	**$34,100**	**$49,700**	**$50,700**	**$51,700**	**$52,700**	**$53,800**	**$54,900**	**$56,000**	**$57,100**	**$58,200**	**$518,900**

10 Year Operating Impacts - None

LHC-0018 - Technology (Security Cameras, Key Fobs, Building Computers)

Project Status: Recurring

Project Type: Human Services - Housing

Region: Grey County

Asset Category: Buildings

Description

Replacement of technology at apartment buildings

Justification

Replace and maintain existing camera's and security systems to prevent and monitor social and criminal activity in buildings .

10 Year Capital Forecast

	2026	2027	2028	2029	2030	2031	2032	2033	2034	2035	10 Year Total
52000 - Federal Conditional Grant	($5,100)	$0	$0	$0	$0	$0	$0	$0	$0	$0	($5,100)
63042 - Equip/Furniture Purchases	$17,100	$17,400	$17,700	$18,100	$18,500	$18,900	$19,300	$19,700	$20,100	$20,500	$187,300
Grand Total	**$12,000**	**$17,400**	**$17,700**	**$18,100**	**$18,500**	**$18,900**	**$19,300**	**$19,700**	**$20,100**	**$20,500**	**$182,200**

10 Year Operating Impacts - None

LHC-0019 - Water System Upgrades General (Flesherton and Holstein)

Project Status: Recurring

Project Type: Human Services - Housing

Region: Grey Highlands

Asset Category: Buildings

Description

Replacement of pumps, fix leaks, filters, and chlorine systems as required

Justification

Required to maintain Ministry of Environment Standards to repair two water treatment systems

10 Year Capital Forecast

	2026	2027	2028	2029	2030	2031	2032	2033	2034	2035	10 Year Total
52000 - Federal Conditional Grant	($3,200)	$0	$0	$0	$0	$0	$0	$0	$0	$0	($3,200)
64467 - Water Regulatory Maintenance	$10,600	$10,800	$11,000	$11,200	$11,400	$11,600	$11,800	$12,000	$12,200	$12,400	$115,000
Grand Total	**$7,400**	**$10,800**	**$11,000**	**$11,200**	**$11,400**	**$11,600**	**$11,800**	**$12,000**	**$12,200**	**$12,400**	**$111,800**

10 Year Operating Impacts - None

LHC-0020 - Air Make Up Replacement (248 Queen Street, Durham)

Project Status: Rebudgeted

Project Type: Human Services - Housing

Region: West Grey

Asset Category: Buildings

Description

Replace existing unit with new energy units with a/c option installed. Allows more fresh air into building and gives a cooling option to common areas.

Justification

Improve resident comfort. Reduce risks of breakdowns and unscheduled repairs. New energy saving model to be installed to reduce operating costs.

10 Year Capital Forecast

	2026	2027	2028	2029	2030	2031	2032	2033	2034	2035	10 Year Total
49400 - Transfer From Reserve	($45,600)	$0	$0	$0	$0	$0	$0	$0	$0	$0	($45,600)
52000 - Federal Conditional Grant	($19,500)	$0	$0	$0	$0	$0	$0	$0	$0	$0	($19,500)
64471 - Air Make Up System Repairs	$65,100	$0	$0	$0	$0	$0	$0	$0	$0	$0	$65,100
Grand Total	**$0**	**$0**	**$0**	**$0**	**$0**	**$0**	**$0**	**$0**	**$0**	**$0**	**$0**

10 Year Operating Impacts - None

LHC-0021 - Air Make Up Replacement (43 Hill Street Flesherton)

Project Status: Rebudgeted

Project Type: Human Services - Housing

Region: Grey Highlands

Asset Category: Buildings

Description

Replace existing unit with new energy units with air conditioning option installed. Allows more fresh air into building and gives a cooling option to common areas.

Justification

Improve resident comfort. Reduce risks of breakdowns and unscheduled repairs. New energy saving model to be installed to reduce operating costs.

10 Year Capital Forecast

	2026	2027	2028	2029	2030	2031	2032	2033	2034	2035	10 Year Total
49400 - Transfer From Reserve	($8,400)	$0	$0	$0	$0	$0	$0	$0	$0	$0	($8,400)
52000 - Federal Conditional Grant	($3,600)	$0	$0	$0	$0	$0	$0	$0	$0	$0	($3,600)
64471 - Air Make Up System Repairs	$12,000	$0	$0	$0	$0	$0	$0	$0	$0	$0	$12,000
Grand Total	**$0**	**$0**	**$0**	**$0**	**$0**	**$0**	**$0**	**$0**	**$0**	**$0**	**$0**

10 Year Operating Impacts - None

LHC-0022 - Air Makeup Replacement (157 Nelson Street, Meaford)

Project Status: Rolled Forward

Project Type: Human Services - Housing

Region: Meaford

Asset Category: Buildings

Description

Replace existing air make with larger more efficient model.

Justification

Reduces operating costs of the building and provides more fresh air.

10 Year Capital Forecast

	2026	2027	2028	2029	2030	2031	2032	2033	2034	2035	10 Year Total
64471 - Air Make Up System Repairs	$0	$0	$0	$140,000	$0	$0	$0	$0	$0	$0	$140,000
Grand Total	**$0**	**$0**	**$0**	**$140,000**	**$0**	**$0**	**$0**	**$0**	**$0**	**$0**	**$140,000**

10 Year Operating Impacts - None

LHC-0023 - Air Makeup Replacement (208 Queen St, Durham)

Project Status: Rebudgeted

Project Type: Human Services - Housing

Region: West Grey

Asset Category: Buildings

Description

Replace existing unit with new energy units with air conditioning option installed. Allows more fresh air into building and gives a cooling option to common areas.

Justification

Improve resident comfort. Reduce risks of breakdowns and unscheduled repairs. New energy saving model to be installed to reduce operating costs.

10 Year Capital Forecast

	2026	2027	2028	2029	2030	2031	2032	2033	2034	2035	10 Year Total
49400 - Transfer From Reserve	($48,500)	$0	$0	$0	$0	$0	$0	$0	$0	$0	($48,500)
52000 - Federal Conditional Grant	($20,800)	$0	$0	$0	$0	$0	$0	$0	$0	$0	($20,800)
64471 - Air Make Up System Repairs	$69,300	$0	$0	$0	$0	$0	$0	$0	$0	$0	$69,300
Grand Total	**$0**	**$0**	**$0**	**$0**	**$0**	**$0**	**$0**	**$0**	**$0**	**$0**	**$0**

10 Year Operating Impacts - None

LHC-0024 - Air Makeup Replacement (248 7th Ave E Owen Sound)

Project Status: Rebudgeted

Project Type: Human Services - Housing

Region: Owen Sound

Asset Category: Buildings

Description

Replace existing air make up with new energy saving model.

Justification

Improve resident comfort. Reduce risks of breakdowns and unscheduled repairs. New energy saving model to be installed to reduce operating costs.

10 Year Capital Forecast

	2026	2027	2028	2029	2030	2031	2032	2033	2034	2035	10 Year Total
49400 - Transfer From Reserve	($50,300)	$0	$0	$0	$0	$0	$0	$0	$0	$0	($50,300)
52000 - Federal Conditional Grant	($21,500)	$0	$0	$0	$0	$0	$0	$0	$0	$0	($21,500)
64471 - Air Make Up System Repairs	$71,800	$0	$0	$0	$0	$0	$0	$0	$0	$0	$71,800
Grand Total	**$0**	**$0**	**$0**	**$0**	**$0**	**$0**	**$0**	**$0**	**$0**	**$0**	**$0**

10 Year Operating Impacts - None

LHC-0026 - Air Makeup System Replacement (650 4th St A East, Owen Sound)

Project Status: Rebudgeted

Project Type: Human Services - Housing

Region: Owen Sound

Asset Category: Buildings

Description

Replace existing air make up with new energy saving model.

Justification

Improve resident comfort. Reduce risks of breakdowns and unscheduled repairs. New energy saving model to be installed to reduce operating costs.

10 Year Capital Forecast

	2026	2027	2028	2029	2030	2031	2032	2033	2034	2035	10 Year Total
49400 - Transfer From Reserve	($26,000)	$0	$0	$0	$0	$0	$0	$0	$0	$0	($26,000)
52000 - Federal Conditional Grant	($11,100)	$0	$0	$0	$0	$0	$0	$0	$0	$0	($11,100)
64471 - Air Make Up System Repairs	$37,100	$0	$0	$0	$0	$0	$0	$0	$0	$0	$37,100
Grand Total	**$0**	**$0**	**$0**	**$0**	**$0**	**$0**	**$0**	**$0**	**$0**	**$0**	**$0**

10 Year Operating Impacts - None

LHC-0029 - Common Area Flooring (121 William Street, Meaford)

Project Status: Rebudgeted

Project Type: Human Services - Housing

Region: Meaford

Asset Category: Buildings

Description

Replace existing carpet with slip resistant flooring.

Justification

Reduction of operating cleaning costs and health and safety concerns

10 Year Capital Forecast

	2026	2027	2028	2029	2030	2031	2032	2033	2034	2035	10 Year Total
49400 - Transfer From Reserve	($75,000)	$0	$0	$0	$0	$0	$0	$0	$0	$0	($75,000)
64403 - Bldg Contracted Services	$75,000	$0	$0	$0	$0	$0	$0	$0	$0	$0	$75,000
Grand Total	**$0**	**$0**	**$0**	**$0**	**$0**	**$0**	**$0**	**$0**	**$0**	**$0**	**$0**

10 Year Operating Impacts - None

LHC-0030 - Common Area Flooring (130 Albert Street, Meaford)

Project Status: Rebudgeted

Project Type: Human Services - Housing

Region: Meaford

Asset Category: Buildings

Description

Replace existing carpet with slip resistant flooring.

Justification

Reduction of operating cleaning costs and health and safety concerns

10 Year Capital Forecast

	2026	2027	2028	2029	2030	2031	2032	2033	2034	2035	10 Year Total
49400 - Transfer From Reserve	($38,500)	$0	$0	$0	$0	$0	$0	$0	$0	$0	($38,500)
52000 - Federal Conditional Grant	($16,500)	$0	$0	$0	$0	$0	$0	$0	$0	$0	($16,500)
64403 - Bldg Contracted Services	$55,000	$0	$0	$0	$0	$0	$0	$0	$0	$0	$55,000
Grand Total	**$0**	**$0**	**$0**	**$0**	**$0**	**$0**	**$0**	**$0**	**$0**	**$0**	**$0**

10 Year Operating Impacts - None

LHC-0031 - Concrete pads and Screen (80 Victoria Street Meaford)

Project Status: Rebudgeted

Project Type: Human Services - Housing

Region: Meaford

Asset Category: Buildings

Description

Replace existing concrete pavers and woods screen with new concrete pad and low maintenance screens.

Justification

Patio pavers become uneven and create trip hazards.

10 Year Capital Forecast

	2026	2027	2028	2029	2030	2031	2032	2033	2034	2035	10 Year Total
49400 - Transfer From Reserve	($105,000)	$0	$0	$0	$0	$0	$0	$0	$0	$0	($105,000)
52000 - Federal Conditional Grant	($45,000)	$0	$0	$0	$0	$0	$0	$0	$0	$0	($45,000)
64429 - Site Maintenance	$150,000	$0	$0	$0	$0	$0	$0	$0	$0	$0	$150,000
Grand Total	**$0**	**$0**	**$0**	**$0**	**$0**	**$0**	**$0**	**$0**	**$0**	**$0**	**$0**

10 Year Operating Impacts - None

LHC-0046 - Elevator Replacement (305 14th West, Owen Sound)

Project Status: Rebudgeted

Project Type: Human Services - Housing

Region: Owen Sound

Asset Category: Buildings

Description

Replacement of external and internal parts of 2 elevators.

Justification

Ongoing maintenance issues along with minimal supply of parts lead to longer down times of elevator. New modernization will reduce ongoing maintenance issues, reduce service interruptions and bring the equipment up to current safety standards.

10 Year Capital Forecast

	2026	2027	2028	2029	2030	2031	2032	2033	2034	2035	10 Year Total
49400 - Transfer From Reserve	($626,900)	$0	$0	$0	$0	$0	$0	$0	$0	$0	($626,900)
52000 - Federal Conditional Grant	($240,000)	$0	$0	$0	$0	$0	$0	$0	$0	$0	($240,000)
64423 - Elevator Maintenance	$866,900	$0	$0	$0	$0	$0	$0	$0	$0	$0	$866,900
Grand Total	**$0**	**$0**	**$0**	**$0**	**$0**	**$0**	**$0**	**$0**	**$0**	**$0**	**$0**

10 Year Operating Impacts - None

LHC-0051 - Fencing and Retaining wall replacement (16th Street Family Units, Owen Sound)

Project Status: Recurring

Project Type: Human Services - Housing

Region: Owen Sound

Asset Category: Buildings

Description

Replace existing wood timber.

Justification

Current retaining wall has started to rot/decay.

10 Year Capital Forecast

	2026	2027	2028	2029	2030	2031	2032	2033	2034	2035	10 Year Total
49400 - Transfer From Reserve	($105,000)	$0	$0	$0	$0	$0	$0	$0	$0	$0	($105,000)
52000 - Federal Conditional Grant	($45,000)	$0	$0	$0	$0	$0	$0	$0	$0	$0	($45,000)
64429 - Site Maintenance	$150,000	$0	$0	$0	$0	$0	$0	$0	$0	$0	$150,000
Grand Total	**$0**	**$0**	**$0**	**$0**	**$0**	**$0**	**$0**	**$0**	**$0**	**$0**	**$0**

10 Year Operating Impacts - None

LHC-0054 - Water Pipe Replacement (248 7th Ave East, Owen Sound)

Project Status: Rebudgeted

Project Type: Human Services - Housing

Region: Owen Sound

Asset Category: Buildings

Description

Replace water pipes throughout building.

Justification

Existing water pipes are at end of life and require frequent repairs. Replacement of water pipes is a preventative maintenance measure which will reduce water service interruption and prevent damage to interior finishes and structure.

10 Year Capital Forecast

	2026	2027	2028	2029	2030	2031	2032	2033	2034	2035	10 Year Total
52000 - Federal Conditional Grant	($7,800)	$0	$0	$0	$0	$0	$0	$0	$0	$0	($7,800)
64467 - Water Regulatory Maintenance	$26,100	$0	$0	$0	$0	$0	$0	$0	$0	$0	$26,100
Grand Total	**$18,300**	**$0**	**$0**	**$0**	**$0**	**$0**	**$0**	**$0**	**$0**	**$0**	**$18,300**

10 Year Operating Impacts - None

LHC-0055 - Asphalt Parking Lot (100 Margaret Elizabeth, Markdale)

Project Status: New

Project Type: Human Services - Housing

Region: Grey Highlands

Asset Category: Land and Land Improvements

Description

Replace existing asphalt parking lot with new granular base material and asphalt layer. New painted parking lot lines and barrier free symbols.

Justification

To prevent slips and falls in parking lot. Update parking symbols to meet current requirements.

10 Year Capital Forecast

	2026	2027	2028	2029	2030	2031	2032	2033	2034	2035	10 Year Total
49400 - Transfer From Reserve	($42,000)	$0	$0	$0	$0	$0	$0	$0	$0	$0	($42,000)
52000 - Federal Conditional Grant	($18,000)	$0	$0	$0	$0	$0	$0	$0	$0	$0	($18,000)
64429 - Site Maintenance	$60,000	$0	$0	$0	$0	$0	$0	$0	$0	$0	$60,000
Grand Total	**$0**	**$0**	**$0**	**$0**	**$0**	**$0**	**$0**	**$0**	**$0**	**$0**	**$0**

10 Year Operating Impacts - None

LHC-0056 - Asphalt Parking Lot (490 7th Avenue East, Owen Sound)

Project Status: Rebudgeted

Project Type: Human Services - Housing

Region: Owen Sound

Asset Category: Land and Land Improvements

Description

Replace existing asphalt parking lot with new granular base material and asphalt layer. New painted parking lot lines and barrier free symbols.

Justification

To prevent slips and falls in parking lot. Update parking symbols to meet current requirements.

10 Year Capital Forecast

	2026	2027	2028	2029	2030	2031	2032	2033	2034	2035	10 Year Total
51100 - Provincial Conditional Grant	($80,300)	$0	$0	$0	$0	$0	$0	$0	$0	$0	($80,300)
52000 - Federal Conditional Grant	($34,400)	$0	$0	$0	$0	$0	$0	$0	$0	$0	($34,400)
64429 - Site Maintenance	$114,700	$0	$0	$0	$0	$0	$0	$0	$0	$0	$114,700
Grand Total	**$0**	**$0**	**$0**	**$0**	**$0**	**$0**	**$0**	**$0**	**$0**	**$0**	**$0**

10 Year Operating Impacts - None

LHC-0058 - Bathroom Rebuilds (157 Nelson Street, Meaford)

Project Status: New

Project Type: Human Services - Housing

Region: Meaford

Asset Category: Buildings

Description

Replace tenant bathrooms with new toilets, tub and tub surround and energy saving plumbing fixtures. New vanity and medicine cabinet installed

Justification

Plumbing fixtures to be upgraded to energy saving models. Electrical devices to be brought up to current code requirements along with installing new efficient LED light fixtures. Solid surfaces around tub surrounds allow for greater life cycle and hygiene.

10 Year Capital Forecast

	2026	2027	2028	2029	2030	2031	2032	2033	2034	2035	10 Year Total
49400 - Transfer From Reserve	$0	$0	($66,600)	$0	$0	$0	$0	$0	$0	$0	($66,600)
64407 - Kitchen & Bath Renovation	$0	$0	$80,000	$0	$0	$0	$0	$0	$0	$0	$80,000
Grand Total	**$0**	**$0**	**$13,400**	**$0**	**$0**	**$0**	**$0**	**$0**	**$0**	**$0**	**$13,400**

10 Year Operating Impacts - None

LHC-0060 - Bathroom Rebuilds (208 Queen St., Durham)

Project Status: Rolled Forward

Project Type: Human Services - Housing

Region: West Grey

Asset Category: Buildings

Description

Replace tenant bathrooms with new toilets, tub and tub surround and energy saving plumbing fixtures. New vanity and medicine cabinet installed

Justification

Plumbing fixtures to be upgraded to energy saving models. Electrical devices to be brought up to current code requirements along with installing new efficient LED light fixtures. Solid surfaces around tub surrounds allow for greater life cycle and hygiene.

10 Year Capital Forecast

	2026	2027	2028	2029	2030	2031	2032	2033	2034	2035	10 Year Total
49400 - Transfer From Reserve	$0	($157,600)	$0	$0	$0	$0	$0	$0	$0	$0	($157,600)
51100 - Provincial Conditional Grant	$0	($50,000)	$0	$0	$0	$0	$0	$0	$0	$0	($50,000)
64407 - Kitchen & Bath Renovation	$0	$250,000	$0	$0	$0	$0	$0	$0	$0	$0	$250,000
Grand Total	**$0**	**$42,400**	**$0**	**$0**	**$0**	**$0**	**$0**	**$0**	**$0**	**$0**	**$42,400**

10 Year Operating Impacts - None

LHC-0062 - Bathroom renovations (121 William Street, Meaford)

Project Status: Rolled Forward

Project Type: Human Services - Housing

Region: Meaford

Asset Category: Buildings

Description

Replace tenant bathrooms with new toilets, tub and tub surround and energy saving plumbing fixtures. New vanity and medicine cabinet installed

Justification

Plumbing fixtures to be upgraded to energy saving models. Electrical devices to be brought up to current code requirements along with installing new efficient LED light fixtures. Solid surfaces around tub surrounds allow for greater life cycle and hygiene.

10 Year Capital Forecast

	2026	2027	2028	2029	2030	2031	2032	2033	2034	2035	10 Year Total
49400 - Transfer From Reserve	$0	$0	$0	$0	$0	$0	$0	$0	$0	($56,900)	($56,900)
64407 - Kitchen & Bath Renovation	$0	$0	$0	$0	$0	$0	$0	$0	$0	$210,000	$210,000
Grand Total	**$0**	**$0**	**$0**	**$0**	**$0**	**$0**	**$0**	**$0**	**$0**	**$153,100**	**$153,100**

10 Year Operating Impacts - None

LHC-0063 - Bathroom Renovations (159 Parker Street Meaford)

Project Status: Rolled Forward

Project Type: Human Services - Housing

Region: Meaford

Asset Category: Buildings

Description

Replace tenant bathrooms with new toilets, tub and tub surround and energy saving plumbing fixtures. New vanity and medicine cabinet installed

Justification

Plumbing fixtures to be upgraded to energy saving models. Electrical devices to be brought up to current code requirements along with installing new efficient LED light fixtures. Solid surfaces around tub surrounds allow for greater life cycle and hygiene.

10 Year Capital Forecast

	2026	2027	2028	2029	2030	2031	2032	2033	2034	2035	10 Year Total
49400 - Transfer From Reserve	($55,500)	$0	$0	$0	$0	$0	$0	$0	$0	$0	($55,500)
51100 - Provincial Conditional Grant	($50,400)	$0	$0	$0	$0	$0	$0	$0	$0	$0	($50,400)
52000 - Federal Conditional Grant	($72,000)	$0	$0	$0	$0	$0	$0	$0	$0	$0	($72,000)
64407 - Kitchen & Bath Renovation	$240,000	$0	$0	$0	$0	$0	$0	$0	$0	$0	$240,000
Grand Total	**$62,100**	**$0**	**$0**	**$0**	**$0**	**$0**	**$0**	**$0**	**$0**	**$0**	**$62,100**

10 Year Operating Impacts - None

LHC-0067 - Concrete Sidewalks and Exterior Slab (50 McNab Street, Chatsworth)

Project Status: Rebudgeted

Project Type: Human Services - Housing

Region: Chatsworth

Asset Category: Buildings

Description

Replace existing concrete sidewalks and common area slab to reduce uneven surfaces which increase slips and trips.

Justification

Enhance accessibility and reduces health and safety concerns due to trip hazards.

10 Year Capital Forecast

	2026	2027	2028	2029	2030	2031	2032	2033	2034	2035	10 Year Total
49400 - Transfer From Reserve	($24,500)	$0	$0	$0	$0	$0	$0	$0	$0	$0	($24,500)
52000 - Federal Conditional Grant	($10,500)	$0	$0	$0	$0	$0	$0	$0	$0	$0	($10,500)
64429 - Site Maintenance	$35,000	$0	$0	$0	$0	$0	$0	$0	$0	$0	$35,000
Grand Total	**$0**	**$0**	**$0**	**$0**	**$0**	**$0**	**$0**	**$0**	**$0**	**$0**	**$0**

10 Year Operating Impacts - None

LHC-0068 - Elevator Replacement (85 Lemon Street, Thornbury)

Project Status: Rebudgeted

Project Type: Human Services - Housing

Region: Blue Mountains

Asset Category: Buildings

Description

Replacement of external and internal parts of elevator due to age of elevator.

Justification

Ongoing maintenance issues along with obsolete parts lead to longer down time of elevator. New modernization will reduce ongoing maintenance issues, reduce service interruptions and bring the equipment up to current safety standards.

10 Year Capital Forecast

	2026	2027	2028	2029	2030	2031	2032	2033	2034	2035	10 Year Total
49400 - Transfer From Reserve	($52,500)	$0	$0	$0	$0	$0	$0	$0	$0	$0	($52,500)
52000 - Federal Conditional Grant	($22,500)	$0	$0	$0	$0	$0	$0	$0	$0	$0	($22,500)
64423 - Elevator Maintenance	$75,000	$0	$0	$0	$0	$0	$0	$0	$0	$0	$75,000
Grand Total	**$0**	**$0**	**$0**	**$0**	**$0**	**$0**	**$0**	**$0**	**$0**	**$0**	**$0**

10 Year Operating Impacts - None

LHC-0069 - Exterior Door Replacement/Suite Doors (81 Bruce Street, Thornbury)

Project Status: Rebudgeted

Project Type: Human Services - Housing

Region: Blue Mountains

Asset Category: Buildings

Description

Replace exterior doors to units with new Fiberglass insulated doors that are energy star rated.

Justification

Replace with new energy star rated doors to reduces in heating costs. Damage to building envelope if not replaced.

10 Year Capital Forecast

	2026	2027	2028	2029	2030	2031	2032	2033	2034	2035	10 Year Total
49400 - Transfer From Reserve	($65,900)	$0	$0	$0	$0	$0	$0	$0	$0	$0	($65,900)
52000 - Federal Conditional Grant	($28,200)	$0	$0	$0	$0	$0	$0	$0	$0	$0	($28,200)
64403 - Bldg Contracted Services	$94,100	$0	$0	$0	$0	$0	$0	$0	$0	$0	$94,100
Grand Total	**$0**	**$0**	**$0**	**$0**	**$0**	**$0**	**$0**	**$0**	**$0**	**$0**	**$0**

10 Year Operating Impacts - None

LHC-0070 - Exterior Doors (East Side Family Units)

Project Status: Rebudgeted

Project Type: Human Services - Housing

Region: Owen Sound

Asset Category: Buildings

Description

Replace existing interior and exterior wood door with new fire rated and energy start rated doors.

Justification

Replace with new energy star rated doors to reduces in heating costs. Damage to building envelope if not replaced.

10 Year Capital Forecast

	2026	2027	2028	2029	2030	2031	2032	2033	2034	2035	10 Year Total
49400 - Transfer From Reserve	($22,400)	$0	$0	$0	$0	$0	$0	$0	$0	$0	($22,400)
52000 - Federal Conditional Grant	($9,600)	$0	$0	$0	$0	$0	$0	$0	$0	$0	($9,600)
64403 - Bldg Contracted Services	$32,000	$0	$0	$0	$0	$0	$0	$0	$0	$0	$32,000
Grand Total	**$0**	**$0**	**$0**	**$0**	**$0**	**$0**	**$0**	**$0**	**$0**	**$0**	**$0**

10 Year Operating Impacts - None

LHC-0072 - In Suite Radiators (305 14th Street West, Owen Sound)

Project Status: Rolled Forward

Project Type: Human Services - Housing

Region: Owen Sound

Asset Category: Buildings

Description

Replace valves and parts to ensure system is running efficiently. Many valves are being replaced do to age or not working properly.

Justification

New radiant heaters will be more energy efficient, reduce service interuption and improve resident comfort.

10 Year Capital Forecast

	2026	2027	2028	2029	2030	2031	2032	2033	2034	2035	10 Year Total
49400 - Transfer From Reserve	$0	$0	($250,000)	$0	$0	$0	$0	$0	$0	$0	($250,000)
64403 - Bldg Contracted Services	$0	$0	$250,000	$0	$0	$0	$0	$0	$0	$0	$250,000
Grand Total	**$0**	**$0**	**$0**	**$0**	**$0**	**$0**	**$0**	**$0**	**$0**	**$0**	**$0**

10 Year Operating Impacts - None

LHC-0073 - Kitchen Rebuilds (157 Nelson Street, Meaford)

Project Status: Rebudgeted

Project Type: Human Services - Housing

Region: Meaford

Asset Category: Buildings

Description

Replace existing kitchens as they are at end of life. New kitchens include cupboards and drawers, countertop, sink, plumbing fixture and backsplash.

Justification

All products to be maintenance free and decrease operating costs.

10 Year Capital Forecast

	2026	2027	2028	2029	2030	2031	2032	2033	2034	2035	10 Year Total
49400 - Transfer From Reserve	($56,000)	$0	$0	$0	$0	$0	$0	$0	$0	$0	($56,000)
52000 - Federal Conditional Grant	($24,000)	$0	$0	$0	$0	$0	$0	$0	$0	$0	($24,000)
64407 - Kitchen & Bath Renovation	$80,000	$0	$0	$0	$0	$0	$0	$0	$0	$0	$80,000
Grand Total	**$0**	**$0**	**$0**	**$0**	**$0**	**$0**	**$0**	**$0**	**$0**	**$0**	**$0**

10 Year Operating Impacts - None

LHC-0074 - Kitchen Rebuilds (208 Queen Street, Durham)

Project Status: Rolled Forward

Project Type: Human Services - Housing

Region: West Grey

Asset Category: Buildings

Description

Replace existing kitchens as they are at end of life with new low maintenance products. New kitchens include cupboards and drawers, countertop, sink, plumbing fixture and backsplash

Justification

All products to be maintenance free and decrease operating costs.

10 Year Capital Forecast

	2026	2027	2028	2029	2030	2031	2032	2033	2034	2035	10 Year Total
64407 - Kitchen & Bath Renovation	$0	$0	$0	$250,000	$0	$0	$0	$0	$0	$0	$250,000
Grand Total	**$0**	**$0**	**$0**	**$250,000**	**$0**	**$0**	**$0**	**$0**	**$0**	**$0**	**$250,000**

10 Year Operating Impacts - None

LHC-0075 - Kitchen Rebuilds (248 7th Ave E Owen Sound)

Project Status: Rolled Forward

Project Type: Human Services - Housing

Region: Owen Sound

Asset Category: Buildings

Description

Replace existing kitchens as they are at end of life.

Justification

New LED lighting and electrical upgrades to be completed as well. All products to be maintenance free and decrease operating costs.

10 Year Capital Forecast

	2026	2027	2028	2029	2030	2031	2032	2033	2034	2035	10 Year Total
64407 - Kitchen & Bath Renovation	$0	$170,000	$0	$0	$0	$0	$0	$0	$0	$0	$170,000
Grand Total	**$0**	**$170,000**	**$0**	**$0**	**$0**	**$0**	**$0**	**$0**	**$0**	**$0**	**$170,000**

10 Year Operating Impacts - None

LHC-0076 - Patio Door Replacement (121 William Street, Meaford)

Project Status: Rebudgeted

Project Type: Human Services - Housing

Region: Meaford

Asset Category: Buildings

Description

Replace exterior doors to units with new Fiberglass insulated doors that are energy star rated.

Justification

Replace with new energy star rated doors to reduces in heating costs. Damage to building envelope if not replaced.

10 Year Capital Forecast

	2026	2027	2028	2029	2030	2031	2032	2033	2034	2035	10 Year Total
49400 - Transfer From Reserve	($40,300)	$0	$0	$0	$0	$0	$0	$0	$0	$0	($40,300)
52000 - Federal Conditional Grant	($17,300)	$0	$0	$0	$0	$0	$0	$0	$0	$0	($17,300)
64403 - Bldg Contracted Services	$57,600	$0	$0	$0	$0	$0	$0	$0	$0	$0	$57,600
Grand Total	**$0**	**$0**	**$0**	**$0**	**$0**	**$0**	**$0**	**$0**	**$0**	**$0**	**$0**

10 Year Operating Impacts - None

LHC-0078 - Roof Replacement (41 Mark Street, Markdale)

Project Status: Rebudgeted

Project Type: Human Services - Housing

Region: Grey Highlands

Asset Category: Buildings

Description

Replace existing asphalt roof with new steel roof with underlayment.

Justification

Existing shingle starting to crack and curl and will need replacing. Damage to interior may occur if not replaced.

10 Year Capital Forecast

	2026	2027	2028	2029	2030	2031	2032	2033	2034	2035	10 Year Total
49400 - Transfer From Reserve	($14,100)	$0	$0	$0	$0	$0	$0	$0	$0	$0	($14,100)
52000 - Federal Conditional Grant	($60,000)	$0	$0	$0	$0	$0	$0	$0	$0	$0	($60,000)
64421 - Roofing/Soffit/Fascia/Eaves	$200,000	$0	$0	$0	$0	$0	$0	$0	$0	$0	$200,000
Grand Total	**$125,900**	**$0**	**$0**	**$0**	**$0**	**$0**	**$0**	**$0**	**$0**	**$0**	**$125,900**

10 Year Operating Impacts - None

LHC-0079 - Roof Replacement (490 7th Avenue East, Owen Sound)

Project Status: Rebudgeted

Project Type: Human Services - Housing

Region: Owen Sound

Asset Category: Buildings

Description

Replace existing asphalt roof with new steel roof with underlayment.

Justification

Existing shingle starting to crack and curl and will need replacing. Damage to interior may occur if not replaced.

10 Year Capital Forecast

	2026	2027	2028	2029	2030	2031	2032	2033	2034	2035	10 Year Total
49400 - Transfer From Reserve	($111,200)	$0	$0	$0	$0	$0	$0	$0	$0	$0	($111,200)
52000 - Federal Conditional Grant	($47,600)	$0	$0	$0	$0	$0	$0	$0	$0	$0	($47,600)
64421 - Roofing/Soffit/Fascia/Eaves	$158,800	$0	$0	$0	$0	$0	$0	$0	$0	$0	$158,800
Grand Total	**$0**	**$0**	**$0**	**$0**	**$0**	**$0**	**$0**	**$0**	**$0**	**$0**	**$0**

10 Year Operating Impacts - None

LHC-0080 - Roof Replacement (West Side Family Units)

Project Status: Rebudgeted

Project Type: Human Services - Housing

Region: Owen Sound

Asset Category: Buildings

Description

Replace existing asphalt roof with new steel roof with underlayment.

Justification

Existing shingle starting to crack and curl and will need replacing. Damage to interior may occur if not replaced.

10 Year Capital Forecast

	2026	2027	2028	2029	2030	2031	2032	2033	2034	2035	10 Year Total
49400 - Transfer From Reserve	($220,500)	$0	$0	$0	$0	$0	$0	$0	$0	$0	($220,500)
52000 - Federal Conditional Grant	($94,500)	$0	$0	$0	$0	$0	$0	$0	$0	$0	($94,500)
64421 - Roofing/Soffit/Fascia/Eaves	$315,000	$0	$0	$0	$0	$0	$0	$0	$0	$0	$315,000
Grand Total	**$0**	**$0**	**$0**	**$0**	**$0**	**$0**	**$0**	**$0**	**$0**	**$0**	**$0**

10 Year Operating Impacts - None

LHC-0081 - Sidewalk Replacement (159 Parker Street, Meaford)

Project Status: Rebudgeted

Project Type: Human Services - Housing

Region: Meaford

Asset Category: Buildings

Description

Replace existing sidewalks that are uneven and cracking. Install new dropped curb for barrier free access.

Justification

Uneven surface to walk on creating a trip hazard.

10 Year Capital Forecast

	2026	2027	2028	2029	2030	2031	2032	2033	2034	2035	10 Year Total
49400 - Transfer From Reserve	($35,000)	$0	$0	$0	$0	$0	$0	$0	$0	$0	($35,000)
52000 - Federal Conditional Grant	($15,000)	$0	$0	$0	$0	$0	$0	$0	$0	$0	($15,000)
64429 - Site Maintenance	$50,000	$0	$0	$0	$0	$0	$0	$0	$0	$0	$50,000
Grand Total	**$0**	**$0**	**$0**	**$0**	**$0**	**$0**	**$0**	**$0**	**$0**	**$0**	**$0**

10 Year Operating Impacts - None

LHC-0082 - Siding and Window Replacement (208 Queen Street Durham)

Project Status: Rebudgeted

Project Type: Human Services - Housing

Region: West Grey

Asset Category: Buildings

Description

Replace existing windows where seals and condensation has started with new energy star rated windows. New siding to be installed around windows

Justification

Problems with condensation. Caulking, seals damaged can create areas for water penetration causing damage to the building envelope and structure.

10 Year Capital Forecast

	2026	2027	2028	2029	2030	2031	2032	2033	2034	2035	10 Year Total
51100 - Provincial Conditional Grant	($52,500)	$0	$0	$0	$0	$0	$0	$0	$0	$0	($52,500)
52000 - Federal Conditional Grant	($22,500)	$0	$0	$0	$0	$0	$0	$0	$0	$0	($22,500)
64403 - Bldg Contracted Services	$75,000	$0	$0	$0	$0	$0	$0	$0	$0	$0	$75,000
Grand Total	**$0**	**$0**	**$0**	**$0**	**$0**	**$0**	**$0**	**$0**	**$0**	**$0**	**$0**

10 Year Operating Impacts - None

LHC-0083 - Window Replacement (40 Artemesia Street, Dundalk)

Project Status: Rebudgeted

Project Type: Human Services - Housing

Region: Southgate

Asset Category: Buildings

Description

Replace existing windows where seals and condensation has started with new energy star rated windows.

Justification

Problems with condensation. Caulking, seals damaged can create areas for water penetration causing damage to the building envelope and structure.

10 Year Capital Forecast

	2026	2027	2028	2029	2030	2031	2032	2033	2034	2035	10 Year Total
49400 - Transfer From Reserve	($41,600)	$0	$0	$0	$0	$0	$0	$0	$0	$0	($41,600)
52000 - Federal Conditional Grant	($17,800)	$0	$0	$0	$0	$0	$0	$0	$0	$0	($17,800)
64403 - Bldg Contracted Services	$59,400	$0	$0	$0	$0	$0	$0	$0	$0	$0	$59,400
Grand Total	**$0**	**$0**	**$0**	**$0**	**$0**	**$0**	**$0**	**$0**	**$0**	**$0**	**$0**

10 Year Operating Impacts - None

LHC-0084 - Window Replacement (50 McNab Street, Chatsworth)

Project Status: Rebudgeted

Project Type: Human Services - Housing

Region: Chatsworth

Asset Category: Buildings

Description

Replace existing windows where seals and condensation has started with new energy star rated windows.

Justification

Problems with condensation. Caulking, seals damaged can create areas for water penetration causing damage to the building envelope and structure.

10 Year Capital Forecast

	2026	2027	2028	2029	2030	2031	2032	2033	2034	2035	10 Year Total
49400 - Transfer From Reserve	($56,800)	$0	$0	$0	$0	$0	$0	$0	$0	$0	($56,800)
52000 - Federal Conditional Grant	($24,300)	$0	$0	$0	$0	$0	$0	$0	$0	$0	($24,300)
64403 - Bldg Contracted Services	$81,100	$0	$0	$0	$0	$0	$0	$0	$0	$0	$81,100
Grand Total	**$0**	**$0**	**$0**	**$0**	**$0**	**$0**	**$0**	**$0**	**$0**	**$0**	**$0**

10 Year Operating Impacts - None

LHC-0085 - Window Replacement (85 Lemon Street, Thornbury)

Project Status: Rebudgeted

Project Type: Human Services - Housing

Region: Blue Mountains

Asset Category: Buildings

Description

Problems with condensation. Caulking, seals damaged can create areas for water penetration causing damage to the building envelope and structure.

Justification

Problems with condensation. Caulking, seals damaged can create areas for water penetration causing damage to the building envelope and structure.

10 Year Capital Forecast

	2026	2027	2028	2029	2030	2031	2032	2033	2034	2035	10 Year Total
49400 - Transfer From Reserve	($37,000)	$0	$0	$0	$0	$0	$0	$0	$0	$0	($37,000)
52000 - Federal Conditional Grant	($24,000)	$0	$0	$0	$0	$0	$0	$0	$0	$0	($24,000)
64403 - Bldg Contracted Services	$80,000	$0	$0	$0	$0	$0	$0	$0	$0	$0	$80,000
Grand Total	**$19,000**	**$0**	**$0**	**$0**	**$0**	**$0**	**$0**	**$0**	**$0**	**$0**	**$19,000**

10 Year Operating Impacts - None

LHC-0086 - Air Make Up (81 Bruce Street, Thornbury)

Project Status: Rolled Forward

Project Type: Human Services - Housing

Region: Blue Mountains

Asset Category: Buildings

Description

Replace existing unit with new energy efficient unit with cooling option installed.

Justification

Improve resident comfort. Reduce risks of breakdowns and unscheduled repairs. New energy saving model to be installed to reduce operating costs.

10 Year Capital Forecast

	2026	2027	2028	2029	2030	2031	2032	2033	2034	2035	10 Year Total
49400 - Transfer From Reserve	($24,600)	$0	$0	$0	$0	$0	$0	$0	$0	$0	($24,600)
52000 - Federal Conditional Grant	($45,000)	$0	$0	$0	$0	$0	$0	$0	$0	$0	($45,000)
64471 - Air Make Up System Repairs	$150,000	$0	$0	$0	$0	$0	$0	$0	$0	$0	$150,000
Grand Total	**$80,400**	**$0**	**$0**	**$0**	**$0**	**$0**	**$0**	**$0**	**$0**	**$0**	**$80,400**

10 Year Operating Impacts - None

LHC-0087 - Air Make Up Replacement (121 William Street, Meaford)

Project Status: Rolled Forward

Project Type: Human Services - Housing

Region: Meaford

Asset Category: Buildings

Description

Replace existing unit with new energy efficient unit with cooling option installed.

Justification

Improve resident comfort. Reduce risks of breakdowns and unscheduled repairs. New energy saving model to be installed to reduce operating costs.

10 Year Capital Forecast

	2026	2027	2028	2029	2030	2031	2032	2033	2034	2035	10 Year Total
52000 - Federal Conditional Grant	($45,000)	$0	$0	$0	$0	$0	$0	$0	$0	$0	($45,000)
64471 - Air Make Up System Repairs	$150,000	$0	$0	$0	$0	$0	$0	$0	$0	$0	$150,000
Grand Total	**$105,000**	**$0**	**$0**	**$0**	**$0**	**$0**	**$0**	**$0**	**$0**	**$0**	**$105,000**

10 Year Operating Impacts - None

LHC-0088 - Asphalt Parking Lot (181 Victoria Street Dundalk)

Project Status: Rolled Forward

Project Type: Human Services - Housing

Region: Southgate

Asset Category: Land and Land Improvements

Description

Replace existing asphalt parking lot with new granular base material and asphalt layer. New painted parking lot lines and barrier free symbols.

Justification

Potholes and cracks increase risk of health and safety concerns.

10 Year Capital Forecast

	2026	2027	2028	2029	2030	2031	2032	2033	2034	2035	10 Year Total
49400 - Transfer From Reserve	($47,000)	$0	$0	$0	$0	$0	$0	$0	$0	$0	($47,000)
52000 - Federal Conditional Grant	($20,200)	$0	$0	$0	$0	$0	$0	$0	$0	$0	($20,200)
64429 - Site Maintenance	$67,200	$0	$0	$0	$0	$0	$0	$0	$0	$0	$67,200
Grand Total	**$0**	**$0**	**$0**	**$0**	**$0**	**$0**	**$0**	**$0**	**$0**	**$0**	**$0**

10 Year Operating Impacts - None

LHC-0089 - Bath Rebuilds (248 7th Ave Owen Sound)

Project Status: Rolled Forward

Project Type: Human Services - Housing

Region: Owen Sound

Asset Category: Buildings

Description

Replace tenant bathrooms with new toilets, tub and tub surround and energy saving plumbing fixtures. New vanity and medicine cabinet installed

Justification

Plumbing fixtures to be upgraded to energy saving models. Electrical to be brought up to current code requirements along with installing new LED light fixtures. Solid surfaces around tub surrounds allow for greater life cycle and hygiene.

10 Year Capital Forecast

	2026	2027	2028	2029	2030	2031	2032	2033	2034	2035	10 Year Total
49400 - Transfer From Reserve	($146,400)	$0	$0	$0	$0	$0	$0	$0	$0	$0	($146,400)
52000 - Federal Conditional Grant	($23,600)	$0	$0	$0	$0	$0	$0	$0	$0	$0	($23,600)
64407 - Kitchen & Bath Renovation	$170,000	$0	$0	$0	$0	$0	$0	$0	$0	$0	$170,000
Grand Total	**$0**	**$0**	**$0**	**$0**	**$0**	**$0**	**$0**	**$0**	**$0**	**$0**	**$0**

10 Year Operating Impacts - None

LHC-0090 - Building Condition Assessment

Project Status: Recurring

Project Type: Human Services - Housing

Region: Grey County

Asset Category: Non Tangible Capital Asset

Description

Consultant to provide new building condition assessments for all County Housing buildings and non profit buildings

Justification

Completed every 5 years. Used to determine 10 year capital plan and determine appropriate use of capital funds.

10 Year Capital Forecast

	2026	2027	2028	2029	2030	2031	2032	2033	2034	2035	10 Year Total
49400 - Transfer From Reserve	($180,100)	$0	$0	$0	$0	$0	$0	$0	$0	$0	($180,100)
64102 - Professional & Consulting Fees	$180,100	$0	$0	$0	$0	$198,800	$0	$0	$0	$0	$378,900
Grand Total	**$0**	**$0**	**$0**	**$0**	**$0**	**$198,800**	**$0**	**$0**	**$0**	**$0**	**$198,800**

10 Year Operating Impacts - None

LHC-0091 - Building Exterior Doors (650 4th Street A East, Owen Sound)

Project Status: Rolled Forward

Project Type: Human Services - Housing

Region: Owen Sound

Asset Category: Buildings

Description

Replace exterior doors to units with new insulated doors that are energy star rated.

Justification

Replace with new energy star rated doors to reduces in heating costs. Damage to building envelope if not replaced.

10 Year Capital Forecast

	2026	2027	2028	2029	2030	2031	2032	2033	2034	2035	10 Year Total
49400 - Transfer From Reserve	($17,200)	$0	$0	$0	$0	$0	$0	$0	$0	$0	($17,200)
52000 - Federal Conditional Grant	($36,000)	$0	$0	$0	$0	$0	$0	$0	$0	$0	($36,000)
64403 - Bldg Contracted Services	$120,000	$0	$0	$0	$0	$0	$0	$0	$0	$0	$120,000
Grand Total	**$66,800**	**$0**	**$0**	**$0**	**$0**	**$0**	**$0**	**$0**	**$0**	**$0**	**$66,800**

10 Year Operating Impacts - None

LHC-0092 - Elevator Replacement (650 4th Street A East Owen Sound)

Project Status: Rolled Forward

Project Type: Human Services - Housing

Region: Owen Sound

Asset Category: Buildings

Description

Replacement of external and internal parts of elevator, hard to find replacement parts and leading to longer down times.

Justification

On going maintenance issues along with obsolete parts lead to longer down time of elevator. New modernization will reduce ongoing maintenance issues, reduce service interuptions and bring the equipment up to current safety standards.

10 Year Capital Forecast

	2026	2027	2028	2029	2030	2031	2032	2033	2034	2035	10 Year Total
52000 - Federal Conditional Grant	($30,000)	$0	$0	$0	$0	$0	$0	$0	$0	$0	($30,000)
64423 - Elevator Maintenance	$100,000	$0	$0	$0	$0	$0	$0	$0	$0	$0	$100,000
Grand Total	**$70,000**	**$0**	**$0**	**$0**	**$0**	**$0**	**$0**	**$0**	**$0**	**$0**	**$70,000**

10 Year Operating Impacts - None

LHC-0093 - Emergency Generator (130 Albert Street, Meaford)

Project Status: Rolled Forward

Project Type: Human Services - Housing

Region: Meaford

Asset Category: Buildings

Description

Replace Emergency Generator as backup is at end of life and repairs are often needed.

Justification

Ensures building can maintain operations in case of an emergency.

10 Year Capital Forecast

	2026	2027	2028	2029	2030	2031	2032	2033	2034	2035	10 Year Total
49400 - Transfer From Reserve	($70,000)	$0	$0	$0	$0	$0	$0	$0	$0	$0	($70,000)
52000 - Federal Conditional Grant	($30,000)	$0	$0	$0	$0	$0	$0	$0	$0	$0	($30,000)
63042 - Equip/Furniture Purchases	$100,000	$0	$0	$0	$0	$0	$0	$0	$0	$0	$100,000
Grand Total	**$0**	**$0**	**$0**	**$0**	**$0**	**$0**	**$0**	**$0**	**$0**	**$0**	**$0**

10 Year Operating Impacts - None

LHC-0094 - Front Waterproofing and Stair Replacement (Alpha Street, Owen Sound)

Project Status: Recurring

Project Type: Human Services - Housing

Region: Owen Sound

Asset Category: Buildings

Description

Waterproof front parts of building. Replace existing stairs that are beginning to crack and become unlevel. Remove existing landscaping blocks.

Justification

Water leaks could occur causing health and safety concerns.

10 Year Capital Forecast

	2026	2027	2028	2029	2030	2031	2032	2033	2034	2035	10 Year Total
49400 - Transfer From Reserve	($175,000)	$0	($149,200)	$0	$0	$0	$0	$0	$0	$0	($324,200)
52000 - Federal Conditional Grant	($75,000)	$0	$0	$0	$0	$0	$0	$0	$0	$0	($75,000)
64421 - Roofing/Soffit/Fascia/Eaves	$250,000	$250,000	$250,000	$0	$0	$0	$0	$0	$0	$0	$750,000
Grand Total	**$0**	**$250,000**	**$100,800**	**$0**	**$0**	**$0**	**$0**	**$0**	**$0**	**$0**	**$350,800**

10 Year Operating Impacts - None

LHC-0095 - Main Entrance Doors (130 Albert Street, Meaford)

Project Status: Rolled Forward

Project Type: Human Services - Housing

Region: Meaford

Asset Category: Buildings

Description

Replace front doors on vestibule leading into the building to provide safer and better access into and from the building.

Justification

Improves building security and improves energy efficiency.

10 Year Capital Forecast

	2026	2027	2028	2029	2030	2031	2032	2033	2034	2035	10 Year Total
49400 - Transfer From Reserve	($8,400)	$0	$0	$0	$0	$0	$0	$0	$0	$0	($8,400)
52000 - Federal Conditional Grant	($3,600)	$0	$0	$0	$0	$0	$0	$0	$0	$0	($3,600)
64403 - Bldg Contracted Services	$12,000	$0	$0	$0	$0	$0	$0	$0	$0	$0	$12,000
Grand Total	**$0**	**$0**	**$0**	**$0**	**$0**	**$0**	**$0**	**$0**	**$0**	**$0**	**$0**

10 Year Operating Impacts - None

LHC-0096 - Roof Replacement (208 Queen Street, Durham)

Project Status: Rebudgeted

Project Type: Human Services - Housing

Region: West Grey

Asset Category: Buildings

Description

Replace existing asphalt roof with new steel roof with underlayment.

Justification

If not replaced water damage may occur to building envelope and the structure increasing the costs to fix.

10 Year Capital Forecast

	2026	2027	2028	2029	2030	2031	2032	2033	2034	2035	10 Year Total
49400 - Transfer From Reserve	($245,000)	$0	$0	$0	$0	$0	$0	$0	$0	$0	($245,000)
52000 - Federal Conditional Grant	($105,000)	$0	$0	$0	$0	$0	$0	$0	$0	$0	($105,000)
64421 - Roofing/Soffit/Fascia/Eaves	$350,000	$0	$0	$0	$0	$0	$0	$0	$0	$0	$350,000
Grand Total	**$0**	**$0**	**$0**	**$0**	**$0**	**$0**	**$0**	**$0**	**$0**	**$0**	**$0**

10 Year Operating Impacts - None

LHC-0097 - Window Replacement (250 12th Ave Hanover)

Project Status: Rolled Forward

Project Type: Human Services - Housing

Region: Hanover

Asset Category: Buildings

Description

Replace existing windows where seals and condensation has started with new energy star rated windows.

Justification

Problems with condensation. Caulking, seals damaged can create areas for water penetration causing damage to the building envelope and structure.

10 Year Capital Forecast

	2026	2027	2028	2029	2030	2031	2032	2033	2034	2035	10 Year Total
51100 - Provincial Conditional Grant	$0	($70,000)	$0	$0	$0	$0	$0	$0	$0	$0	($70,000)
64403 - Bldg Contracted Services	$0	$110,000	$0	$0	$0	$0	$0	$0	$0	$0	$110,000
Grand Total	**$0**	**$40,000**	**$0**	**$0**	**$0**	**$0**	**$0**	**$0**	**$0**	**$0**	**$40,000**

10 Year Operating Impacts - None

LHC-0098 - Window Replacement (81 Bruce Street, Thornbury)

Project Status: Rolled Forward

Project Type: Human Services - Housing

Region: Blue Mountains

Asset Category: Buildings

Description

Replace existing windows where seals and condensation has started with new energy star rated windows

Justification

Problems with condensation. Caulking, seals damaged can create areas for water penetration causing damage to the building envelope and structure.

10 Year Capital Forecast

	2026	2027	2028	2029	2030	2031	2032	2033	2034	2035	10 Year Total
51100 - Provincial Conditional Grant	$0	($30,000)	$0	$0	$0	$0	$0	$0	$0	$0	($30,000)
64403 - Bldg Contracted Services	$0	$72,000	$0	$0	$0	$0	$0	$0	$0	$0	$72,000
Grand Total	**$0**	**$42,000**	**$0**	**$0**	**$0**	**$0**	**$0**	**$0**	**$0**	**$0**	**$42,000**

10 Year Operating Impacts - None

LHC-0099 - Exterior Doors (80 Victoria Street, Meaford)

Project Status: Rolled Forward

Project Type: Human Services - Housing

Region: Meaford

Asset Category: Buildings

Description

Replace existing exterior wood doors with new energy star rated fiberglass insulated doors.

Justification

Reduces the overall operating costs of the building.

10 Year Capital Forecast

	2026	2027	2028	2029	2030	2031	2032	2033	2034	2035	10 Year Total
64403 - Bldg Contracted Services	$0	$0	$60,000	$0	$0	$0	$0	$0	$0	$0	$60,000
Grand Total	**$0**	**$0**	**$60,000**	**$0**	**$0**	**$0**	**$0**	**$0**	**$0**	**$0**	**$60,000**

10 Year Operating Impacts - None

LHC-0100 - Exterior Door Replacement (16th Street Family Units, Owen Sound)

Project Status: Rolled Forward

Project Type: Human Services - Housing

Region: Owen Sound

Asset Category: Buildings

Description

Replace exterior doors with new energy star rated fiberglass doors.

Justification

Reduces the overall operating costs of the building.

10 Year Capital Forecast

	2026	2027	2028	2029	2030	2031	2032	2033	2034	2035	10 Year Total
64403 - Bldg Contracted Services	$0	$0	$128,000	$0	$0	$0	$0	$0	$0	$0	$128,000
Grand Total	**$0**	**$0**	**$128,000**	**$0**	**$0**	**$0**	**$0**	**$0**	**$0**	**$0**	**$128,000**

10 Year Operating Impacts - None

LHC-0101 - Front Vestibule Rebuild (315 Bruce Street, Durham)

Project Status: Rolled Forward

Project Type: Human Services - Housing

Region: West Grey

Asset Category: Buildings

Description

Glass vestibule at end of life. New design will incorporate enterphone, mailboxes and key fob system.

Justification

Will eliminate snow building up and falling down on front walkway. More energy efficient walls system to reduce operating costs.

10 Year Capital Forecast

	2026	2027	2028	2029	2030	2031	2032	2033	2034	2035	10 Year Total
64403 - Bldg Contracted Services	$0	$0	$75,000	$0	$0	$0	$0	$0	$0	$0	$75,000
Grand Total	**$0**	**$0**	**$75,000**	**$0**	**$0**	**$0**	**$0**	**$0**	**$0**	**$0**	**$75,000**

10 Year Operating Impacts - None

LHC-0102 - Front Vestibule Entrance Replacement (214 11th Avenue, Hanover)

Project Status: Rolled Forward

Project Type: Human Services - Housing

Region: Hanover

Asset Category: Buildings

Description

Glass vestibule at end of life. New design will incorporate enterphone, mailboxes and key fob system.

Justification

Will eliminate snow building up and falling down on front walkway. More energy efficient walls system to reduce operating costs.

10 Year Capital Forecast

	2026	2027	2028	2029	2030	2031	2032	2033	2034	2035	10 Year Total
Grand Total											

10 Year Operating Impacts - None

LHC-0103 - Kitchen Rebuilds (315 Bruce Street, Durham)

Project Status: Rolled Forward

Project Type: Human Services - Housing

Region: West Grey

Asset Category: Buildings

Description

Replace worn out kitchen cabinets and doors as their are at the end of life.

Justification

New plumbing and electrical fixtures installed to reduce operating costs. All electrical devices to be retrofitted to meet current safety code requirments. Hard surface counter tops installed to last longer and be maintenance free.

10 Year Capital Forecast

	2026	2027	2028	2029	2030	2031	2032	2033	2034	2035	10 Year Total
64407 - Kitchen & Bath Renovation	$0	$110,000	$0	$0	$0	$0	$0	$0	$0	$0	$110,000
Grand Total	**$0**	**$110,000**	**$0**	**$0**	**$0**	**$0**	**$0**	**$0**	**$0**	**$0**	**$110,000**

10 Year Operating Impacts - None

LHC-0104 - Roof Replacement (East Side Family Units)

Project Status: Rolled Forward

Project Type: Human Services - Housing

Region: Owen Sound

Asset Category: Buildings

Description

Replace existing asphalt roof with new steel roof with underlayment.

Justification

Existing shingle starting to crack and curl and will need replacing. Damage to interior may occur if not replaced.

10 Year Capital Forecast

	2026	2027	2028	2029	2030	2031	2032	2033	2034	2035	10 Year Total
49400 - Transfer From Reserve	$0	($39,900)	$0	$0	$0	$0	$0	$0	$0	$0	($39,900)
64421 - Roofing/Soffit/Fascia/Eaves	$0	$93,700	$0	$0	$0	$0	$0	$0	$0	$0	$93,700
Grand Total	**$0**	**$53,800**	**$0**	**$0**	**$0**	**$0**	**$0**	**$0**	**$0**	**$0**	**$53,800**

10 Year Operating Impacts - None

LHC-0105 - Balcony Railings and Screens (159 Parker Street, Meaford)

Project Status: Rolled Forward

Project Type: Human Services - Housing

Region: Meaford

Asset Category: Buildings

Description

Replace existing metal railings and divider screens with new pre-finished aluminum systems.

Justification

Improves safety and accessibility of building

10 Year Capital Forecast

	2026	2027	2028	2029	2030	2031	2032	2033	2034	2035	10 Year Total
64429 - Site Maintenance	$0	$0	$0	$0	$0	$0	$0	$48,000	$0	$0	$48,000
Grand Total	**$0**	**$0**	**$0**	**$0**	**$0**	**$0**	**$0**	**$48,000**	**$0**	**$0**	**$48,000**

10 Year Operating Impacts - None

LHC-0106 - Bath Rebuilds (248 Queen Street, Durham)

Project Status: Rolled Forward

Project Type: Human Services - Housing

Region: West Grey

Asset Category: Buildings

Description

Replace tenant bathrooms with new toilets, tub and tub surround and energy saving plumbing fixtures. New vanity and medicine cabinet installed.

Justification

Plumbing fixtures to be upgraded to energy saving models. Electrical to be brought up to current codes along with installing new LED light fixtures. Solid surfaces around tub surrounds allow for greater life cycle.

10 Year Capital Forecast

	2026	2027	2028	2029	2030	2031	2032	2033	2034	2035	10 Year Total
49400 - Transfer From Reserve	$0	($53,700)	$0	$0	$0	$0	$0	$0	$0	$0	($53,700)
64407 - Kitchen & Bath Renovation	$0	$170,000	$0	$0	$0	$0	$0	$0	$0	$0	$170,000
Grand Total	**$0**	**$116,300**	**$0**	**$0**	**$0**	**$0**	**$0**	**$0**	**$0**	**$0**	**$116,300**

10 Year Operating Impacts - None

LHC-0107 - Flooring Replacement (481 11th Street, Hanover)

Project Status: Rolled Forward

Project Type: Human Services - Housing

Region: Hanover

Asset Category: Buildings

Description

Replace existing carpet with low maintenance slip resistant flooring.

Justification

Reduces operating costs for floor cleaning.

10 Year Capital Forecast

	2026	2027	2028	2029	2030	2031	2032	2033	2034	2035	10 Year Total
64403 - Bldg Contracted Services	$0	$0	$15,000	$0	$0	$0	$0	$0	$0	$0	$15,000
Grand Total	**$0**	**$0**	**$15,000**	**$0**	**$0**	**$0**	**$0**	**$0**	**$0**	**$0**	**$15,000**

10 Year Operating Impacts - None

LHC-0108 - Lift Replacement (181 Victoria Street, Dundalk)

Project Status: Rolled Forward

Project Type: Human Services - Housing

Region: Southgate

Asset Category: Buildings

Description

Replace current lift at building

Justification

Lift in need of replacement to maintain accessibiliy and reduce service interuption. Replacement parts are obsolete and hard to find.

10 Year Capital Forecast

	2026	2027	2028	2029	2030	2031	2032	2033	2034	2035	10 Year Total
64423 - Elevator Maintenance	$0	$0	$70,000	$0	$0	$0	$0	$0	$0	$0	$70,000
Grand Total	**$0**	**$0**	**$70,000**	**$0**	**$0**	**$0**	**$0**	**$0**	**$0**	**$0**	**$70,000**

10 Year Operating Impacts - None

LHC-0109 - Roof Replacement (80 Victoria Street Meaford)

Project Status: Rebudgeted

Project Type: Human Services - Housing

Region: Meaford

Asset Category: Buildings

Description

Replace existing asphalt roof that is end of it life cycle. Shingles started to peal and fall off.

Justification

Existing shingles starting to crack and curl and will need replacing. Damage to structure and interior finishes may occur if not replaced.

10 Year Capital Forecast

	2026	2027	2028	2029	2030	2031	2032	2033	2034	2035	10 Year Total
49400 - Transfer From Reserve	($140,000)	$0	$0	$0	$0	$0	$0	$0	$0	$0	($140,000)
52000 - Federal Conditional Grant	($60,000)	$0	$0	$0	$0	$0	$0	$0	$0	$0	($60,000)
64421 - Roofing/Soffit/Fascia/Eaves	$200,000	$0	$0	$0	$0	$0	$0	$0	$0	$0	$200,000
Grand Total	**$0**	**$0**	**$0**	**$0**	**$0**	**$0**	**$0**	**$0**	**$0**	**$0**	**$0**

10 Year Operating Impacts - None

LHC-0110 - Sidewalk Repair/Replacement (305 14th Street West, Owen Sound)

Project Status: Rolled Forward

Project Type: Human Services - Housing

Region: Owen Sound

Asset Category: Buildings

Description

Replace existing sidewalks.

Justification

Continued deterioration and shifting of walkways could cause risk for tenant, staff and visitor safety.

10 Year Capital Forecast

	2026	2027	2028	2029	2030	2031	2032	2033	2034	2035	10 Year Total
64429 - Site Maintenance	$0	$0	$0	$0	$0	$0	$0	$0	$40,000	$0	$40,000
Grand Total	**$0**	**$0**	**$0**	**$0**	**$0**	**$0**	**$0**	**$0**	**$40,000**	**$0**	**$40,000**

10 Year Operating Impacts - None

LHC-0111 - Sidewalk Repair/Replacement (41 Mark Street, Markdale)

Project Status: Rolled Forward

Project Type: Human Services - Housing

Region: Grey Highlands

Asset Category: Buildings

Description

Replace existing sidewalks.

Justification

Continued deterioration and shifting of walkways could cause risk for tenant, staff and visitor safety.

10 Year Capital Forecast

	2026	2027	2028	2029	2030	2031	2032	2033	2034	2035	10 Year Total
64429 - Site Maintenance	$0	$0	$10,000	$0	$0	$0	$0	$0	$0	$0	$10,000
Grand Total	**$0**	**$0**	**$10,000**	**$0**	**$0**	**$0**	**$0**	**$0**	**$0**	**$0**	**$10,000**

10 Year Operating Impacts - None

LHC-0112 - Unit Entry Doors (248 Queen Street, Durham)

Project Status: Rolled Forward

Project Type: Human Services - Housing

Region: West Grey

Asset Category: Buildings

Description

Replace existing wood entry doors with equal to or greater fire resistance rating. New door hardware to be installed as parts are becoming harder to find.

Justification

Improves building safety and security.

10 Year Capital Forecast

	2026	2027	2028	2029	2030	2031	2032	2033	2034	2035	10 Year Total
64403 - Bldg Contracted Services	$0	$0	$22,000	$0	$0	$0	$0	$0	$0	$0	$22,000
Grand Total	**$0**	**$0**	**$22,000**	**$0**	**$0**	**$0**	**$0**	**$0**	**$0**	**$0**	**$22,000**

10 Year Operating Impacts - None

LHC-0113 - Water Pipe Replacement (50 McNab Street Chatsworth)

Project Status: Rolled Forward

Project Type: Human Services - Housing

Region: West Grey

Asset Category: Buildings

Description

Replacement of water pipes throughout the building

Justification

Existing water pipes are at end of life and require frequent repairs. Replacement of water pipes is a preventative maintenance measure which will reduce water service interruption and prevent damage to interior finishes and structure.

10 Year Capital Forecast

	2026	2027	2028	2029	2030	2031	2032	2033	2034	2035	10 Year Total
64467 - Water Regulatory Maintenance	$0	$0	$70,000	$0	$0	$0	$0	$0	$0	$0	$70,000
Grand Total	**$0**	**$0**	**$70,000**	**$0**	**$0**	**$0**	**$0**	**$0**	**$0**	**$0**	**$70,000**

10 Year Operating Impacts - None

LHC-0114 - Window Replacement (214 11th Avenue, Hanover)

Project Status: Rolled Forward

Project Type: Human Services - Housing

Region: Hanover

Asset Category: Buildings

Description

Replace with new energy efficient rated windows.

Justification

Reduces operating cost of building.

10 Year Capital Forecast

	2026	2027	2028	2029	2030	2031	2032	2033	2034	2035	10 Year Total
64403 - Bldg Contracted Services	$0	$0	$30,000	$0	$0	$0	$0	$0	$0	$0	$30,000
Grand Total	**$0**	**$0**	**$30,000**	**$0**	**$0**	**$0**	**$0**	**$0**	**$0**	**$0**	**$30,000**

10 Year Operating Impacts - None

LHC-0115 - Window Replacement (392015 Grey Road 109, Holstein)

Project Status: Rolled Forward

Project Type: Human Services - Housing

Region: Southgate

Asset Category: Buildings

Description

Replace with new energy efficient rated windows.

Justification

Reduces operating cost of building.

10 Year Capital Forecast

	2026	2027	2028	2029	2030	2031	2032	2033	2034	2035	10 Year Total
64403 - Bldg Contracted Services	$0	$0	$56,000	$0	$0	$0	$0	$0	$0	$0	$56,000
Grand Total	**$0**	**$0**	**$56,000**	**$0**	**$0**	**$0**	**$0**	**$0**	**$0**	**$0**	**$56,000**

10 Year Operating Impacts - None

LHC-0116 - Window Replacement (43 Hill Street, Flesherton)

Project Status: Rolled Forward

Project Type: Human Services - Housing

Region: Grey Highlands

Asset Category: Buildings

Description

Replace with new energy efficient rated windows.

Justification

Reduces operating cost of building.

10 Year Capital Forecast

	2026	2027	2028	2029	2030	2031	2032	2033	2034	2035	10 Year Total
64403 - Bldg Contracted Services	$0	$0	$36,000	$0	$0	$0	$0	$0	$0	$0	$36,000
Grand Total	**$0**	**$0**	**$36,000**	**$0**	**$0**	**$0**	**$0**	**$0**	**$0**	**$0**	**$36,000**

10 Year Operating Impacts - None

LHC-0117 - Window Replacement (Durham Family Units)

Project Status: Rolled Forward

Project Type: Human Services - Housing

Region: West Grey

Asset Category: Buildings

Description

Replace with new energy efficient rated windows.

Justification

Reduces operating cost of building.

10 Year Capital Forecast

	2026	2027	2028	2029	2030	2031	2032	2033	2034	2035	10 Year Total
64403 - Bldg Contracted Services	$0	$0	$60,000	$0	$0	$0	$0	$0	$0	$0	$60,000
Grand Total	**$0**	**$0**	**$60,000**	**$0**	**$0**	**$0**	**$0**	**$0**	**$0**	**$0**	**$60,000**

10 Year Operating Impacts - None

LHC-0118 - Air Make Up Replacement (181 Victoria Street, Dundalk)

Project Status: Rolled Forward

Project Type: Human Services - Housing

Region: Southgate

Asset Category: Buildings

Description

Replace existing air make with larger more efficient model. Larger higher efficiency model to be installed outside of building.

Justification

Reduces operating costs of the building and provides more fresh air.

10 Year Capital Forecast

	2026	2027	2028	2029	2030	2031	2032	2033	2034	2035	10 Year Total
64471 - Air Make Up System Repairs	$0	$0	$0	$120,000	$0	$0	$0	$0	$0	$0	$120,000
Grand Total	**$0**	**$0**	**$0**	**$120,000**	**$0**	**$0**	**$0**	**$0**	**$0**	**$0**	**$120,000**

10 Year Operating Impacts - None

LHC-0119 - Air Make Up Replacement (315 Bruce Street, Durham)

Project Status: Rolled Forward

Project Type: Human Services - Housing

Region: West Grey

Asset Category: Buildings

Description

Replace existing air make with larger more efficient model.

Justification

Reduces operating costs of the building and provides more fresh air.

10 Year Capital Forecast

	2026	2027	2028	2029	2030	2031	2032	2033	2034	2035	10 Year Total
49400 - Transfer From Reserve	$0	$0	$0	($33,500)	$0	$0	$0	$0	$0	$0	($33,500)
64471 - Air Make Up System Repairs	$0	$0	$0	$150,000	$0	$0	$0	$0	$0	$0	$150,000
Grand Total	**$0**	**$0**	**$0**	**$116,500**	**$0**	**$0**	**$0**	**$0**	**$0**	**$0**	**$116,500**

10 Year Operating Impacts - None

LHC-0120 - Balconies and Railings (17 Legion Rd., Meaford)

Project Status: Rolled Forward

Project Type: Human Services - Housing

Region: Meaford

Asset Category: Buildings

Description

Replace existing balcony coverings with new slip resistant covering to protect structure below.

Justification

Improves building accessibility and savings

10 Year Capital Forecast

	2026	2027	2028	2029	2030	2031	2032	2033	2034	2035	10 Year Total
64429 - Site Maintenance	$0	$0	$0	$69,000	$0	$0	$0	$0	$0	$0	$69,000
Grand Total	**$0**	**$0**	**$0**	**$69,000**	**$0**	**$0**	**$0**	**$0**	**$0**	**$0**	**$69,000**

10 Year Operating Impacts - None

LHC-0121 - Balcony Railing Replacement (40 Artemesia Street, Dundalk)

Project Status: Rolled Forward

Project Type: Human Services - Housing

Region: Southgate

Asset Category: Buildings

Description

Replace existing balcony coverings with new slip resistant covering to protect structure below.

Justification

Improves accessibility and safety of building

10 Year Capital Forecast

	2026	2027	2028	2029	2030	2031	2032	2033	2034	2035	10 Year Total
64429 - Site Maintenance	$0	$0	$0	$30,000	$0	$0	$0	$0	$0	$0	$30,000
Grand Total	**$0**	**$0**	**$0**	**$30,000**	**$0**	**$0**	**$0**	**$0**	**$0**	**$0**	**$30,000**

10 Year Operating Impacts - None

LHC-0122 - Balcony Resurfacing (130 Albert Street, Meaford)

Project Status: Rolled Forward

Project Type: Human Services - Housing

Region: Meaford

Asset Category: Buildings

Description

Replace existing balcony coverings with new slip resistant covering to protect structure below.

Justification

Improves accessibility and safety of building

10 Year Capital Forecast

	2026	2027	2028	2029	2030	2031	2032	2033	2034	2035	10 Year Total
64429 - Site Maintenance	$0	$0	$0	$16,800	$0	$0	$0	$0	$0	$0	$16,800
Grand Total	**$0**	**$0**	**$0**	**$16,800**	**$0**	**$0**	**$0**	**$0**	**$0**	**$0**	**$16,800**

10 Year Operating Impacts - None

LHC-0123 - Front Concrete Steps (Westmount Family Units)

Project Status: Rolled Forward

Project Type: Human Services - Housing

Region: Owen Sound

Asset Category: Buildings

Description

Replace existing concrete steps that have become un even and are at the end of life. New precast steps to be installed .

Justification

Improves safety entering the units.

10 Year Capital Forecast

	2026	2027	2028	2029	2030	2031	2032	2033	2034	2035	10 Year Total
64429 - Site Maintenance	$0	$0	$0	$0	$0	$0	$136,500	$0	$0	$0	$136,500
Grand Total	**$0**	**$0**	**$0**	**$0**	**$0**	**$0**	**$136,500**	**$0**	**$0**	**$0**	**$136,500**

10 Year Operating Impacts - None

LHC-0124 - Interior Suite Doors (392051 Main Street, Holstein)

Project Status: Rolled Forward

Project Type: Human Services - Housing

Region: Southgate

Asset Category: Buildings

Description

Replace existing doors with fire resistant metal doors

Justification

If not replaced doors will become more damaged and not provide adequate fire rating in the case of an emergency.

10 Year Capital Forecast

	2026	2027	2028	2029	2030	2031	2032	2033	2034	2035	10 Year Total
49400 - Transfer From Reserve	$0	$0	($23,400)	$0	$0	$0	$0	$0	$0	$0	($23,400)
64403 - Bldg Contracted Services	$0	$0	$32,000	$0	$0	$0	$0	$0	$0	$0	$32,000
Grand Total	**$0**	**$0**	**$8,600**	**$0**	**$0**	**$0**	**$0**	**$0**	**$0**	**$0**	**$8,600**

10 Year Operating Impacts - None

LHC-0125 - Interior Suite Doors (99 Argyle Street, Markdale)

Project Status: Rolled Forward

Project Type: Human Services - Housing

Region: Grey Highlands

Asset Category: Buildings

Description

Replace existing doors with fire resistant metal doors

Justification

Replacement prevents more damage and ensures adequate fire rating in the case of an emergency.

10 Year Capital Forecast

	2026	2027	2028	2029	2030	2031	2032	2033	2034	2035	10 Year Total
64403 - Bldg Contracted Services	$0	$0	$20,000	$0	$0	$0	$0	$0	$0	$0	$20,000
Grand Total	**$0**	**$0**	**$20,000**	**$0**	**$0**	**$0**	**$0**	**$0**	**$0**	**$0**	**$20,000**

10 Year Operating Impacts - None

LHC-0126 - Kitchen Rebuilds (159 Parker Street Meaford)

Project Status: Rolled Forward

Project Type: Human Services - Housing

Region: Meaford

Asset Category: Buildings

Description

Replace existing cabinets that are at end of life. New cabinets. sink, flooring and lighting to be installed.

Justification

Savings are found when installing cabinets in multiple units as part of one tender process. Install new LED lights and bring electrical up to current codes. New maintenance free products to be installed.

10 Year Capital Forecast

	2026	2027	2028	2029	2030	2031	2032	2033	2034	2035	10 Year Total
Grand Total											

10 Year Operating Impacts - None

LHC-0127 - Kitchen Rebuilds (248 Queen Street, Durham)

Project Status: Rolled Forward

Project Type: Human Services - Housing

Region: West Grey

Asset Category: Buildings

Description

Replace existing cabinets that are at end of life. New cabinets. sink, flooring and lighting to be installed.

Justification

Increase in costs of replacing units on a single unit at a time. Install new LED lights and bring electrical up to current codes. New maintenance free products to be installed.

10 Year Capital Forecast

	2026	2027	2028	2029	2030	2031	2032	2033	2034	2035	10 Year Total
64407 - Kitchen & Bath Renovation	$0	$0	$0	$110,000	$0	$0	$0	$0	$0	$0	$110,000
Grand Total	**$0**	**$0**	**$0**	**$110,000**	**$0**	**$0**	**$0**	**$0**	**$0**	**$0**	**$110,000**

10 Year Operating Impacts - None

LHC-0128 - Lift Replacement (100 Margaret Elizabeth, Markdale)

Project Status: Rolled Forward

Project Type: Human Services - Housing

Region: Grey Highlands

Asset Category: Buildings

Description

Replacement and modernization of existing lift.

Justification

Parts are becoming harder to find leading to greater down times of lift.

10 Year Capital Forecast

	2026	2027	2028	2029	2030	2031	2032	2033	2034	2035	10 Year Total
64423 - Elevator Maintenance	$0	$0	$0	$75,000	$0	$0	$0	$0	$0	$0	$75,000
Grand Total	**$0**	**$0**	**$0**	**$75,000**	**$0**	**$0**	**$0**	**$0**	**$0**	**$0**	**$75,000**

10 Year Operating Impacts - None

LHC-0129 - Lift Replacement (40 Artemesia Street, Dundalk)

Project Status: Rolled Forward

Project Type: Human Services - Housing

Region: Southgate

Asset Category: Buildings

Description

Replacement and modernization of existing lift.

Justification

Parts are becoming harder to find leading to greater down times of lift.

10 Year Capital Forecast

	2026	2027	2028	2029	2030	2031	2032	2033	2034	2035	10 Year Total
64423 - Elevator Maintenance	$0	$0	$0	$70,000	$0	$0	$0	$0	$0	$0	$70,000
Grand Total	**$0**	**$0**	**$0**	**$70,000**	**$0**	**$0**	**$0**	**$0**	**$0**	**$0**	**$70,000**

10 Year Operating Impacts - None

LHC-0130 - Patio Door Replacement (159 Parker Street, Meaford)

Project Status: Rolled Forward

Project Type: Human Services - Housing

Region: Meaford

Asset Category: Buildings

Description

Replace existing patio doors with new energy star rated doors

Justification

Reduce operating costs of the building.

10 Year Capital Forecast

	2026	2027	2028	2029	2030	2031	2032	2033	2034	2035	10 Year Total
64403 - Bldg Contracted Services	$0	$0	$0	$55,200	$0	$0	$0	$0	$0	$0	$55,200
Grand Total	**$0**	**$0**	**$0**	**$55,200**	**$0**	**$0**	**$0**	**$0**	**$0**	**$0**	**$55,200**

10 Year Operating Impacts - None

LHC-0131 - Siding Replacement (181 Victoria Street Dundalk)

Project Status: Rolled Forward

Project Type: Human Services - Housing

Region: Southgate

Asset Category: Buildings

Description

Replace existing siding

Justification

Prevents water damage to building

10 Year Capital Forecast

	2026	2027	2028	2029	2030	2031	2032	2033	2034	2035	10 Year Total
64429 - Site Maintenance	$0	$0	$0	$36,000	$0	$0	$0	$0	$0	$0	$36,000
Grand Total	**$0**	**$0**	**$0**	**$36,000**	**$0**	**$0**	**$0**	**$0**	**$0**	**$0**	**$36,000**

10 Year Operating Impacts - None

LHC-0132 - Suite Doors Corridor (181 Victoria Street Dundalk)

Project Status: Rolled Forward

Project Type: Human Services - Housing

Region: Southgate

Asset Category: Buildings

Description

Replace with fire resistant metal doors

Justification

If not replaced doors will become more damaged and not provide adequate fire rating in the case of an emergency.

10 Year Capital Forecast

	2026	2027	2028	2029	2030	2031	2032	2033	2034	2035	10 Year Total
64403 - Bldg Contracted Services	$0	$0	$0	$36,000	$0	$0	$0	$0	$0	$0	$36,000
Grand Total	**$0**	**$0**	**$0**	**$36,000**	**$0**	**$0**	**$0**	**$0**	**$0**	**$0**	**$36,000**

10 Year Operating Impacts - None

LHC-0133 - Unit Entry Doors (81 Bruce St Thornbury)

Project Status: Rolled Forward

Project Type: Human Services - Housing

Region: Blue Mountains

Asset Category: Buildings

Description

Replace unit entry doors with equal to or greater fire resistance rating doors.

Justification

Improve tenant safety

10 Year Capital Forecast

	2026	2027	2028	2029	2030	2031	2032	2033	2034	2035	10 Year Total
64403 - Bldg Contracted Services	$0	$0	$0	$72,000	$0	$0	$0	$0	$0	$0	$72,000
Grand Total	**$0**	**$0**	**$0**	**$72,000**	**$0**	**$0**	**$0**	**$0**	**$0**	**$0**	**$72,000**

10 Year Operating Impacts - None

LHC-0134 - Window Replacement (159 Parker Street, Meaford)

Project Status: Rolled Forward

Project Type: Human Services - Housing

Region: Meaford

Asset Category: Buildings

Description

Replace with new energy star rated windows

Justification

Decrease building operating costs.

10 Year Capital Forecast

	2026	2027	2028	2029	2030	2031	2032	2033	2034	2035	10 Year Total
64403 - Bldg Contracted Services	$0	$0	$0	$70,000	$0	$0	$0	$0	$0	$0	$70,000
Grand Total	**$0**	**$0**	**$0**	**$70,000**	**$0**	**$0**	**$0**	**$0**	**$0**	**$0**	**$70,000**

10 Year Operating Impacts - None

LHC-0135 - Window Replacement (481 11th Street, Hanover)

Project Status: Rolled Forward

Project Type: Human Services - Housing

Region: Hanover

Asset Category: Buildings

Description

Windows are at end of life cycle. Replace with new energy efficient rated windows.

Justification

Decrease building operating costs.

10 Year Capital Forecast

	2026	2027	2028	2029	2030	2031	2032	2033	2034	2035	10 Year Total
64403 - Bldg Contracted Services	$0	$0	$0	$60,000	$0	$0	$0	$0	$0	$0	$60,000
Grand Total	**$0**	**$0**	**$0**	**$60,000**	**$0**	**$0**	**$0**	**$0**	**$0**	**$0**	**$60,000**

10 Year Operating Impacts - None

LHC-0136 - Asphalt Replacement (Alpha Street, Owen Sound)

Project Status: Rolled Forward

Project Type: Human Services - Housing

Region: Owen Sound

Asset Category: Land and Land Improvements

Description

Replace existing asphalt parking lot with new base and top coat.

Justification

Expand parking lot to incorporate garbage bins. Cracks and potholes have started to create hazards.

10 Year Capital Forecast

	2026	2027	2028	2029	2030	2031	2032	2033	2034	2035	10 Year Total
49400 - Transfer From Reserve	$0	$0	$0	$0	($107,900)	$0	$0	$0	$0	$0	($107,900)
64429 - Site Maintenance	$0	$0	$0	$0	$200,000	$0	$0	$0	$0	$0	$200,000
Grand Total	**$0**	**$0**	**$0**	**$0**	**$92,100**	**$0**	**$0**	**$0**	**$0**	**$0**	**$92,100**

10 Year Operating Impacts - None

LHC-0137 - Balconies Re surfaced (225 14th Street, Owen Sound)

Project Status: Rolled Forward

Project Type: Human Services - Housing

Region: Owen Sound

Asset Category: Buildings

Description

Resurface existing patios with slip resistant coating.

Justification

Reduce repair costs and improve tenant safety

10 Year Capital Forecast

	2026	2027	2028	2029	2030	2031	2032	2033	2034	2035	10 Year Total
64429 - Site Maintenance	$0	$0	$0	$0	$50,000	$0	$0	$0	$0	$0	$50,000
Grand Total	**$0**	**$0**	**$0**	**$0**	**$50,000**	**$0**	**$0**	**$0**	**$0**	**$0**	**$50,000**

10 Year Operating Impacts - None

LHC-0138 - Balcony Repairs and Railings (181 Victoria Street, Dundalk)

Project Status: Rolled Forward

Project Type: Human Services - Housing

Region: Southgate

Asset Category: Buildings

Description

Repair balconies that have started to rust and show signs of water damage.

Justification

Install new pre finished aluminum railings to decrease painting costs. Reduce operating cost and improve tenant safety.

10 Year Capital Forecast

	2026	2027	2028	2029	2030	2031	2032	2033	2034	2035	10 Year Total
64429 - Site Maintenance	$0	$0	$0	$0	$50,000	$0	$0	$0	$0	$0	$50,000
Grand Total	**$0**	**$0**	**$0**	**$0**	**$50,000**	**$0**	**$0**	**$0**	**$0**	**$0**	**$50,000**

10 Year Operating Impacts - None

LHC-0139 - Ceiling and Lighting Upgrades (100 Marg. Eliz Markdale)

Project Status: Rolled Forward

Project Type: Human Services - Housing

Region: Grey Highlands

Asset Category: Buildings

Description

Replace ceiling and install new LED lighting

Justification

Reduce operating costs for utilities and repairs to ceilings

10 Year Capital Forecast

	2026	2027	2028	2029	2030	2031	2032	2033	2034	2035	10 Year Total
64403 - Bldg Contracted Services	$0	$0	$0	$0	$25,000	$0	$0	$0	$0	$0	$25,000
Grand Total	**$0**	**$0**	**$0**	**$0**	**$25,000**	**$0**	**$0**	**$0**	**$0**	**$0**	**$25,000**

10 Year Operating Impacts - None

LHC-0140 - Ceiling and Lighting Upgrades (208 Queen St. Durham)

Project Status: Rolled Forward

Project Type: Human Services - Housing

Region: West Grey

Asset Category: Buildings

Description

Replace ceiling and install new LED lighting

Justification

Reduce operating costs for utilities and repairs to ceilings

10 Year Capital Forecast

	2026	2027	2028	2029	2030	2031	2032	2033	2034	2035	10 Year Total
64403 - Bldg Contracted Services	$0	$0	$0	$0	$30,000	$0	$0	$0	$0	$0	$30,000
Grand Total	**$0**	**$0**	**$0**	**$0**	**$30,000**	**$0**	**$0**	**$0**	**$0**	**$0**	**$30,000**

10 Year Operating Impacts - None

LHC-0141 - Ceiling and Lighting Upgrades (248 Queen Street Durham)

Project Status: Rolled Forward

Project Type: Human Services - Housing

Region: West Grey

Asset Category: Buildings

Description

Replace ceiling and install new LED lighting

Justification

Reduce operating costs for utilities and repairs to ceilings

10 Year Capital Forecast

	2026	2027	2028	2029	2030	2031	2032	2033	2034	2035	10 Year Total
64403 - Bldg Contracted Services	$0	$0	$0	$0	$30,000	$0	$0	$0	$0	$0	$30,000
Grand Total	**$0**	**$0**	**$0**	**$0**	**$30,000**	**$0**	**$0**	**$0**	**$0**	**$0**	**$30,000**

10 Year Operating Impacts - None

LHC-0142 - Common Area Flooring, Lighting and Water Lines (85 Lemon Street Thornbury)

Project Status: Rolled Forward

Project Type: Human Services - Housing

Region: Blue Mountains

Asset Category: Buildings

Description

Replace carpet with non slip flooring and install LED lighting, replace water lines while ceiling is open

Justification

Health and safety concerns may arise (slips and falls) if not replaced. Increase in operating costs to clean the carpets.

10 Year Capital Forecast

	2026	2027	2028	2029	2030	2031	2032	2033	2034	2035	10 Year Total
64403 - Bldg Contracted Services	$0	$0	$0	$0	$130,000	$0	$0	$0	$0	$0	$130,000
Grand Total	**$0**	**$0**	**$0**	**$0**	**$130,000**	**$0**	**$0**	**$0**	**$0**	**$0**	**$130,000**

10 Year Operating Impacts - None

LHC-0143 - Concrete Replacements and Screens (81 Bruce Street, Thornbury)

Project Status: Rolled Forward

Project Type: Human Services - Housing

Region: Blue Mountains

Asset Category: Buildings

Description

Existing pavers to be removed and new concrete slab to be installed. Privacy screens to be made out of maintenance free materials.

Justification

Improve tenant safety

10 Year Capital Forecast

	2026	2027	2028	2029	2030	2031	2032	2033	2034	2035	10 Year Total
64429 - Site Maintenance	$0	$0	$0	$0	$180,000	$0	$0	$0	$0	$0	$180,000
Grand Total	**$0**	**$0**	**$0**	**$0**	**$180,000**	**$0**	**$0**	**$0**	**$0**	**$0**	**$180,000**

10 Year Operating Impacts - None

LHC-0144 - Concrete Steps Replacement (Family Units Durham)

Project Status: Rolled Forward

Project Type: Human Services - Housing

Region: West Grey

Asset Category: Buildings

Description

Replace existing concrete steps that are uneven and starting to show signs of wear. New precast concrete steps to be installed.

Justification

Improve tenant safety

10 Year Capital Forecast

	2026	2027	2028	2029	2030	2031	2032	2033	2034	2035	10 Year Total
64429 - Site Maintenance	$0	$0	$0	$0	$18,000	$0	$0	$0	$0	$0	$18,000
Grand Total	**$0**	**$0**	**$0**	**$0**	**$18,000**	**$0**	**$0**	**$0**	**$0**	**$0**	**$18,000**

10 Year Operating Impacts - None

LHC-0145 - Exterior Cladding (490 7th Ave East Owen Sound)

Project Status: Rolled Forward

Project Type: Human Services - Housing

Region: Owen Sound

Asset Category: Buildings

Description

Replace existing stucco panels with low maintenance siding.

Justification

If not replaced water damage could penetrate existing building envelope causing further damage to the structure.

10 Year Capital Forecast

	2026	2027	2028	2029	2030	2031	2032	2033	2034	2035	10 Year Total
64429 - Site Maintenance	$0	$0	$0	$0	$20,000	$0	$0	$0	$0	$0	$20,000
Grand Total	**$0**	**$0**	**$0**	**$0**	**$20,000**	**$0**	**$0**	**$0**	**$0**	**$0**	**$20,000**

10 Year Operating Impacts - None

LHC-0146 - Exterior Door Replacement (85 Lemon Street, Thornbury)

Project Status: Rolled Forward

Project Type: Human Services - Housing

Region: Blue Mountains

Asset Category: Buildings

Description

Replace existing exterior wood doors with new energy efficient doors. Install new storms doors.

Justification

Reduces operating and heating costs.

10 Year Capital Forecast

	2026	2027	2028	2029	2030	2031	2032	2033	2034	2035	10 Year Total
64403 - Bldg Contracted Services	$0	$0	$0	$0	$96,000	$0	$0	$0	$0	$0	$96,000
Grand Total	**$0**	**$0**	**$0**	**$0**	**$96,000**	**$0**	**$0**	**$0**	**$0**	**$0**	**$96,000**

10 Year Operating Impacts - None

LHC-0147 - Exterior Hollow Metal Doors (250 12th Ave Hanover)

Project Status: Rolled Forward

Project Type: Human Services - Housing

Region: Hanover

Asset Category: Buildings

Description

Replace existing exterior hollow metal doors with new insulated doors. New door to be pre finished to reduce painting costs.

Justification

Reduce heating and maintenance costs

10 Year Capital Forecast

	2026	2027	2028	2029	2030	2031	2032	2033	2034	2035	10 Year Total
64403 - Bldg Contracted Services	$0	$0	$0	$0	$15,000	$0	$0	$0	$0	$0	$15,000
Grand Total	**$0**	**$0**	**$0**	**$0**	**$15,000**	**$0**	**$0**	**$0**	**$0**	**$0**	**$15,000**

10 Year Operating Impacts - None

LHC-0148 - Fence Replacement (East Side Family Units)

Project Status: Rolled Forward

Project Type: Human Services - Housing

Region: Owen Sound

Asset Category: Buildings

Description

Replace existing chain link fence that is at end of life.

Justification

Fence is unlevel and beginning to detach in some areas.

10 Year Capital Forecast

	2026	2027	2028	2029	2030	2031	2032	2033	2034	2035	10 Year Total
64429 - Site Maintenance	$0	$0	$0	$0	$32,000	$0	$0	$0	$0	$0	$32,000
Grand Total	**$0**	**$0**	**$0**	**$0**	**$32,000**	**$0**	**$0**	**$0**	**$0**	**$0**	**$32,000**

10 Year Operating Impacts - None

LHC-0149 - Front, Side and Stairwell Door Replacment (305 14th Street, Owen Sound)

Project Status: Rolled Forward

Project Type: Human Services - Housing

Region: Owen Sound

Asset Category: Buildings

Description

Replace aluminum entrance doors and exterior steel exit doors.

Justification

Decreased utility and maintenance costs

10 Year Capital Forecast

	2026	2027	2028	2029	2030	2031	2032	2033	2034	2035	10 Year Total
64403 - Bldg Contracted Services	$0	$0	$0	$0	$35,000	$0	$0	$0	$0	$0	$35,000
Grand Total	**$0**	**$0**	**$0**	**$0**	**$35,000**	**$0**	**$0**	**$0**	**$0**	**$0**	**$35,000**

10 Year Operating Impacts - None

LHC-0150 - Furnace Replacement (Family Units Durham)

Project Status: Rolled Forward

Project Type: Human Services - Housing

Region: West Grey

Asset Category: Buildings

Description

Replace furnaces that will be at end of life cycle.

Justification

Newer higher energy rating furnaces to be installed to reduce operating costs.

10 Year Capital Forecast

	2026	2027	2028	2029	2030	2031	2032	2033	2034	2035	10 Year Total
64403 - Bldg Contracted Services	$0	$0	$0	$0	$48,000	$0	$0	$0	$0	$0	$48,000
Grand Total	**$0**	**$0**	**$0**	**$0**	**$48,000**	**$0**	**$0**	**$0**	**$0**	**$0**	**$48,000**

10 Year Operating Impacts - None

LHC-0151 - Furnace Replacement (East Side Family Units)

Project Status: Rolled Forward

Project Type: Human Services - Housing

Region: Owen Sound

Asset Category: Buildings

Description

Replace furnaces that will be at end of life cycle.

Justification

Newer higher energy rating furnaces to be installed to reduce operating costs.

10 Year Capital Forecast

	2026	2027	2028	2029	2030	2031	2032	2033	2034	2035	10 Year Total
64403 - Bldg Contracted Services	$0	$0	$0	$0	$64,000	$0	$0	$0	$0	$0	$64,000
Grand Total	**$0**	**$0**	**$0**	**$0**	**$64,000**	**$0**	**$0**	**$0**	**$0**	**$0**	**$64,000**

10 Year Operating Impacts - None

LHC-0152 - Furnace Replacement (Hanover Family Units)

Project Status: Rolled Forward

Project Type: Human Services - Housing

Region: Hanover

Asset Category: Buildings

Description

Replace furnaces that will be at end of life cycle.

Justification

Newer higher energy rating furnaces to be installed to reduce operating costs.

10 Year Capital Forecast

	2026	2027	2028	2029	2030	2031	2032	2033	2034	2035	10 Year Total
64403 - Bldg Contracted Services	$0	$0	$0	$0	$64,000	$0	$0	$0	$0	$0	$64,000
Grand Total	**$0**	**$0**	**$0**	**$0**	**$64,000**	**$0**	**$0**	**$0**	**$0**	**$0**	**$64,000**

10 Year Operating Impacts - None

LHC-0153 - Furnace Replacement (Meaford Family Units)

Project Status: Rolled Forward

Project Type: Human Services - Housing

Region: Meaford

Asset Category: Buildings

Description

Replace furnaces that will be at end of life cycle.

Justification

Newer higher energy rating furnaces to be installed to reduce operating costs.

10 Year Capital Forecast

	2026	2027	2028	2029	2030	2031	2032	2033	2034	2035	10 Year Total
64403 - Bldg Contracted Services	$0	$0	$0	$0	$80,000	$0	$0	$0	$0	$0	$80,000
Grand Total	**$0**	**$0**	**$0**	**$0**	**$80,000**	**$0**	**$0**	**$0**	**$0**	**$0**	**$80,000**

10 Year Operating Impacts - None

LHC-0154 - Interior Common Doors (248 Queen Street, Durham)

Project Status: Rolled Forward

Project Type: Human Services - Housing

Region: West Grey

Asset Category: Buildings

Description

Replace wood interior common room doors with new fire resistant metal doors

Justification

Improves tenant safety

10 Year Capital Forecast

	2026	2027	2028	2029	2030	2031	2032	2033	2034	2035	10 Year Total
64403 - Bldg Contracted Services	$0	$0	$0	$0	$18,000	$0	$0	$0	$0	$0	$18,000
Grand Total	**$0**	**$0**	**$0**	**$0**	**$18,000**	**$0**	**$0**	**$0**	**$0**	**$0**	**$18,000**

10 Year Operating Impacts - None

LHC-0155 - Interior Hollow Metal Doors (100 Margaret Elizabeth, Markdale)

Project Status: Rolled Forward

Project Type: Human Services - Housing

Region: Grey Highlands

Asset Category: Buildings

Description

Replace wood interior common room doors with new fire resistant metal doors

Justification

Improves tenant safety

10 Year Capital Forecast

	2026	2027	2028	2029	2030	2031	2032	2033	2034	2035	10 Year Total
64403 - Bldg Contracted Services	$0	$0	$0	$0	$24,000	$0	$0	$0	$0	$0	$24,000
Grand Total	**$0**	**$0**	**$0**	**$0**	**$24,000**	**$0**	**$0**	**$0**	**$0**	**$0**	**$24,000**

10 Year Operating Impacts - None

LHC-0156 - Interior Suite Doors (481 11th St Hanover)

Project Status: Rolled Forward

Project Type: Human Services - Housing

Region: Hanover

Asset Category: Buildings

Description

Replace wood interior doors with new fire resistant metal doors

Justification

Improves tenant safety

10 Year Capital Forecast

	2026	2027	2028	2029	2030	2031	2032	2033	2034	2035	10 Year Total
64403 - Bldg Contracted Services	$0	$0	$0	$0	$12,000	$0	$0	$0	$0	$0	$12,000
Grand Total	**$0**	**$0**	**$0**	**$0**	**$12,000**	**$0**	**$0**	**$0**	**$0**	**$0**	**$12,000**

10 Year Operating Impacts - None

LHC-0157 - Replace Concrete Walks (Holstein)

Project Status: Rolled Forward

Project Type: Human Services - Housing

Region: Southgate

Asset Category: Buildings

Description

Replace existing concrete walks.

Justification

Reduces health and safety risks of trips and falls.

10 Year Capital Forecast

	2026	2027	2028	2029	2030	2031	2032	2033	2034	2035	10 Year Total
64429 - Site Maintenance	$0	$0	$0	$0	$40,000	$0	$0	$0	$0	$0	$40,000
Grand Total	**$0**	**$0**	**$0**	**$0**	**$40,000**	**$0**	**$0**	**$0**	**$0**	**$0**	**$40,000**

10 Year Operating Impacts - None

LHC-0158 - Siding Replacement (157 Nelson Street, Meaford)

Project Status: Rolled Forward

Project Type: Human Services - Housing

Region: Meaford

Asset Category: Buildings

Description

Replace existing siding with new maintenance free siding.

Justification

Water damage could penetrate existing building envelope causing further damage to the structure.

10 Year Capital Forecast

	2026	2027	2028	2029	2030	2031	2032	2033	2034	2035	10 Year Total
64429 - Site Maintenance	$0	$0	$0	$0	$33,200	$0	$0	$0	$0	$0	$33,200
Grand Total	**$0**	**$0**	**$0**	**$0**	**$33,200**	**$0**	**$0**	**$0**	**$0**	**$0**	**$33,200**

10 Year Operating Impacts - None

LHC-0159 - Siding Replacement (40 Artemesia St Dundalk)

Project Status: Rolled Forward

Project Type: Human Services - Housing

Region: Southgate

Asset Category: Buildings

Description

Replace existing siding with new maintenance free siding.

Justification

Water damage could penetrate existing building envelope causing further damage to the structure.

10 Year Capital Forecast

	2026	2027	2028	2029	2030	2031	2032	2033	2034	2035	10 Year Total
64429 - Site Maintenance	$0	$0	$0	$0	$10,000	$0	$0	$0	$0	$0	$10,000
Grand Total	**$0**	**$0**	**$0**	**$0**	**$10,000**	**$0**	**$0**	**$0**	**$0**	**$0**	**$10,000**

10 Year Operating Impacts - None

LHC-0160 - Unit Entry Door Replacement (100 Margaret Elizabeth, Markdale)

Project Status: Rolled Forward

Project Type: Human Services - Housing

Region: Grey Highlands

Asset Category: Buildings

Description

Replace wood interior doors with new fire resistant metal doors

Justification

Improves tenant safety

10 Year Capital Forecast

	2026	2027	2028	2029	2030	2031	2032	2033	2034	2035	10 Year Total
64403 - Bldg Contracted Services	$0	$0	$0	$0	$40,000	$0	$0	$0	$0	$0	$40,000
Grand Total	**$0**	**$0**	**$0**	**$0**	**$40,000**	**$0**	**$0**	**$0**	**$0**	**$0**	**$40,000**

10 Year Operating Impacts - None

LHC-0161 - Unit Entry Door Replacement (214 11th St, Hanover)

Project Status: Rolled Forward

Project Type: Human Services - Housing

Region: Hanover

Asset Category: Buildings

Description

Replace wood interior doors with new fire resistant metal doors

Justification

Improves tenant safety

10 Year Capital Forecast

	2026	2027	2028	2029	2030	2031	2032	2033	2034	2035	10 Year Total
64403 - Bldg Contracted Services	$0	$0	$0	$0	$22,000	$0	$0	$0	$0	$0	$22,000
Grand Total	**$0**	**$0**	**$0**	**$0**	**$22,000**	**$0**	**$0**	**$0**	**$0**	**$0**	**$22,000**

10 Year Operating Impacts - None

LHC-0162 - Unit Entry Door Replacement (315 Bruce St Durham)

Project Status: Rolled Forward

Project Type: Human Services - Housing

Region: West Grey

Asset Category: Buildings

Description

Replace wood interior doors with new fire resistant metal doors

Justification

Improves tenant safety

10 Year Capital Forecast

	2026	2027	2028	2029	2030	2031	2032	2033	2034	2035	10 Year Total
64403 - Bldg Contracted Services	$0	$0	$0	$0	$22,000	$0	$0	$0	$0	$0	$22,000
Grand Total	**$0**	**$0**	**$0**	**$0**	**$22,000**	**$0**	**$0**	**$0**	**$0**	**$0**	**$22,000**

10 Year Operating Impacts - None

LHC-0163 - Unit Entry Door Replacement (43 Hill St Flesherton)

Project Status: Rolled Forward

Project Type: Human Services - Housing

Region: Grey Highlands

Asset Category: Buildings

Description

Replace wood interior doors with new fire resistant metal doors

Justification

Improves tenant safety

10 Year Capital Forecast

	2026	2027	2028	2029	2030	2031	2032	2033	2034	2035	10 Year Total
64403 - Bldg Contracted Services	$0	$0	$0	$0	$20,000	$0	$0	$0	$0	$0	$20,000
Grand Total	**$0**	**$0**	**$0**	**$0**	**$20,000**	**$0**	**$0**	**$0**	**$0**	**$0**	**$20,000**

10 Year Operating Impacts - None

LHC-0164 - Water Pipe Replacement (208 Queen Street, Durham)

Project Status: Rolled Forward

Project Type: Human Services - Housing

Region: West Grey

Asset Category: Buildings

Description

Replace existing copper pipes in corridors with new shut offs and recirculation line. Pipe will be insulated.

Justification

Reduced heating costs and repairs for broken pipes

10 Year Capital Forecast

	2026	2027	2028	2029	2030	2031	2032	2033	2034	2035	10 Year Total
49400 - Transfer From Reserve	$0	$0	$0	$0	($25,800)	$0	$0	$0	$0	$0	($25,800)
64467 - Water Regulatory Maintenance	$0	$0	$0	$0	$75,000	$0	$0	$0	$0	$0	$75,000
Grand Total	**$0**	**$0**	**$0**	**$0**	**$49,200**	**$0**	**$0**	**$0**	**$0**	**$0**	**$49,200**

10 Year Operating Impacts - None

LHC-0165 - Water Pipe Replacement (315 Bruce St Durham)

Project Status: Rolled Forward

Project Type: Human Services - Housing

Region: West Grey

Asset Category: Buildings

Description

Replace existing copper pipes in corridors with new shut offs and recirculation line. Pipe will be insulated.

Justification

Reduced heating costs and repairs for broken pipes

10 Year Capital Forecast

	2026	2027	2028	2029	2030	2031	2032	2033	2034	2035	10 Year Total
64467 - Water Regulatory Maintenance	$0	$0	$0	$0	$75,000	$0	$0	$0	$0	$0	$75,000
Grand Total	**$0**	**$0**	**$0**	**$0**	**$75,000**	**$0**	**$0**	**$0**	**$0**	**$0**	**$75,000**

10 Year Operating Impacts - None

LHC-0166 - Window Replacement (130 Albert Street, Meaford)

Project Status: Rolled Forward

Project Type: Human Services - Housing

Region: Meaford

Asset Category: Buildings

Description

Replace existing windows that seals have gone and condensation starting, with energy star rated windows.

Justification

Reduced utility costs for buildings.

10 Year Capital Forecast

	2026	2027	2028	2029	2030	2031	2032	2033	2034	2035	10 Year Total
49400 - Transfer From Reserve	$0	$0	$0	$0	($104,400)	$0	$0	$0	$0	$0	($104,400)
64403 - Bldg Contracted Services	$0	$0	$0	$0	$150,000	$0	$0	$0	$0	$0	$150,000
Grand Total	**$0**	**$0**	**$0**	**$0**	**$45,600**	**$0**	**$0**	**$0**	**$0**	**$0**	**$45,600**

10 Year Operating Impacts - None

LHC-0167 - Air Makeup Replacement (100 Margaret Elizabeth, Markdale)

Project Status: Rolled Forward

Project Type: Human Services - Housing

Region: Grey Highlands

Asset Category: Buildings

Description

Replace existing air make up that's at end of life with higher energy rating unit

Justification

Decrease cost for utilities and improve air quality

10 Year Capital Forecast

	2026	2027	2028	2029	2030	2031	2032	2033	2034	2035	10 Year Total
64471 - Air Make Up System Repairs	$0	$0	$0	$0	$0	$150,000	$0	$0	$0	$0	$150,000
Grand Total	**$0**	**$0**	**$0**	**$0**	**$0**	**$150,000**	**$0**	**$0**	**$0**	**$0**	**$150,000**

10 Year Operating Impacts - None

LHC-0168 - Bathroom Replacement (214 11th St, Hanover)

Project Status: Rolled Forward

Project Type: Human Services - Housing

Region: Hanover

Asset Category: Buildings

Description

Replace tenant bathrooms with new toilets, tub and tub surround and energy saving plumbing fixtures. New vanity and medicine cabinet installed

Justification

Plumbing fixtures to be upgraded to energy saving models. Electrical to be brought up to current codes along with installing new LED light fixtures. Solid surfaces around tub surrounds allow for greater life cycle.

10 Year Capital Forecast

	2026	2027	2028	2029	2030	2031	2032	2033	2034	2035	10 Year Total
64407 - Kitchen & Bath Renovation	$0	$0	$0	$0	$0	$110,000	$0	$0	$0	$0	$110,000
Grand Total	**$0**	**$0**	**$0**	**$0**	**$0**	**$110,000**	**$0**	**$0**	**$0**	**$0**	**$110,000**

10 Year Operating Impacts - None

LHC-0169 - Common Area Flooring Replacement (17 Legion Road, Meaford)

Project Status: Rolled Forward

Project Type: Human Services - Housing

Region: Meaford

Asset Category: Buildings

Description

Replace existing carpet with new slip resistant flooring

Justification

Decrease health and safety concerns.

10 Year Capital Forecast

	2026	2027	2028	2029	2030	2031	2032	2033	2034	2035	10 Year Total
64403 - Bldg Contracted Services	$0	$0	$0	$0	$0	$25,100	$0	$0	$0	$0	$25,100
Grand Total	**$0**	**$0**	**$0**	**$0**	**$0**	**$25,100**	**$0**	**$0**	**$0**	**$0**	**$25,100**

10 Year Operating Impacts - None

LHC-0170 - Common Area Flooring Replacement (250 12th Ave Hanover)

Project Status: Rolled Forward

Project Type: Human Services - Housing

Region: Hanover

Asset Category: Buildings

Description

Replace existing carpet with new slip resistant flooring

Justification

Decrease health and safety concerns.

10 Year Capital Forecast

	2026	2027	2028	2029	2030	2031	2032	2033	2034	2035	10 Year Total
64403 - Bldg Contracted Services	$0	$0	$0	$0	$0	$25,500	$0	$0	$0	$0	$25,500
Grand Total	**$0**	**$0**	**$0**	**$0**	**$0**	**$25,500**	**$0**	**$0**	**$0**	**$0**	**$25,500**

10 Year Operating Impacts - None

LHC-0171 - Common Area Flooring Replacement (650 4th St A East, Owen Sound)

Project Status: Rolled Forward

Project Type: Human Services - Housing

Region: Owen Sound

Asset Category: Buildings

Description

Replace existing carpet with new slip resistant flooring

Justification

Decrease health and safety concerns.

10 Year Capital Forecast

	2026	2027	2028	2029	2030	2031	2032	2033	2034	2035	10 Year Total
64403 - Bldg Contracted Services	$0	$0	$0	$0	$0	$120,000	$0	$0	$0	$0	$120,000
Grand Total	**$0**	**$0**	**$0**	**$0**	**$0**	**$120,000**	**$0**	**$0**	**$0**	**$0**	**$120,000**

10 Year Operating Impacts - None

LHC-0172 - Common Area Flooring Replacement (81 Bruce St, Thornbury)

Project Status: Rolled Forward

Project Type: Human Services - Housing

Region: Blue Mountains

Asset Category: Buildings

Description

Replace existing carpet with new slip resistant flooring

Justification

Decrease health and safety concerns.

10 Year Capital Forecast

	2026	2027	2028	2029	2030	2031	2032	2033	2034	2035	10 Year Total
64403 - Bldg Contracted Services	$0	$0	$0	$0	$0	$23,400	$0	$0	$0	$0	$23,400
Grand Total	**$0**	**$0**	**$0**	**$0**	**$0**	**$23,400**	**$0**	**$0**	**$0**	**$0**	**$23,400**

10 Year Operating Impacts - None

LHC-0173 - Flat Roof Replacement (225 14th Street West, Owen Sound)

Project Status: Rolled Forward

Project Type: Human Services - Housing

Region: Owen Sound

Asset Category: Buildings

Description

Replace existing flat roof with new built up roofing system. Install new insulation.

Justification

Reduce utility and maintenance costs

10 Year Capital Forecast

	2026	2027	2028	2029	2030	2031	2032	2033	2034	2035	10 Year Total
49400 - Transfer From Reserve	$0	$0	$0	$0	$0	$0	($200,800)	$0	$0	$0	($200,800)
64421 - Roofing/Soffit/Fascia/Eaves	$0	$0	$0	$0	$0	$0	$308,600	$0	$0	$0	$308,600
Grand Total	**$0**	**$0**	**$0**	**$0**	**$0**	**$0**	**$107,800**	**$0**	**$0**	**$0**	**$107,800**

10 Year Operating Impacts - None

LHC-0174 - Floor Scrubber (81 Bruce St, Thornbury)

Project Status: Rolled Forward

Project Type: Human Services - Housing

Region: Blue Mountains

Asset Category: Machinery & Equipment

Description

New floor scrubber purchased for cleaning slip resistant flooring.

Justification

Improve cleanliness and save time for custodians.

10 Year Capital Forecast

	2026	2027	2028	2029	2030	2031	2032	2033	2034	2035	10 Year Total
64403 - Bldg Contracted Services	$0	$0	$0	$0	$0	$12,000	$0	$0	$0	$0	$12,000
Grand Total	**$0**	**$0**	**$0**	**$0**	**$0**	**$12,000**	**$0**	**$0**	**$0**	**$0**	**$12,000**

10 Year Operating Impacts - None

LHC-0175 - Flooring Replacement (181 Victoria Street, Dundalk)

Project Status: Rolled Forward

Project Type: Human Services - Housing

Region: Southgate

Asset Category: Buildings

Description

Replace existing carpet with new slip resistant flooring

Justification

Reduce health and safety concerns.

10 Year Capital Forecast

	2026	2027	2028	2029	2030	2031	2032	2033	2034	2035	10 Year Total
64403 - Bldg Contracted Services	$0	$0	$0	$0	$0	$22,000	$0	$0	$0	$0	$22,000
Grand Total	**$0**	**$0**	**$0**	**$0**	**$0**	**$22,000**	**$0**	**$0**	**$0**	**$0**	**$22,000**

10 Year Operating Impacts - None

LHC-0176 - Furnace Replacement (Alpha Street, Owen Sound)

Project Status: Rolled Forward

Project Type: Human Services - Housing

Region: Owen Sound

Asset Category: Buildings

Description

Replace existing furnaces that are at end of life cycle.

Justification

New higher energy rating furnaces to be installed to reduce operating costs.

10 Year Capital Forecast

	2026	2027	2028	2029	2030	2031	2032	2033	2034	2035	10 Year Total
64403 - Bldg Contracted Services	$0	$0	$0	$0	$0	$544,000	$0	$0	$0	$0	$544,000
Grand Total	**$0**	**$0**	**$0**	**$0**	**$0**	**$544,000**	**$0**	**$0**	**$0**	**$0**	**$544,000**

10 Year Operating Impacts - None

LHC-0177 - Lift Replacement (17 Legion Road, Meaford)

Project Status: Rolled Forward

Project Type: Human Services - Housing

Region: Meaford

Asset Category: Buildings

Description

New lift and modernization of existing equipment.

Justification

Existing lift parts are hard to find, leading to greater down time of lift.

10 Year Capital Forecast

	2026	2027	2028	2029	2030	2031	2032	2033	2034	2035	10 Year Total
64423 - Elevator Maintenance	$0	$0	$0	$0	$0	$75,000	$0	$0	$0	$0	$75,000
Grand Total	**$0**	**$0**	**$0**	**$0**	**$0**	**$75,000**	**$0**	**$0**	**$0**	**$0**	**$75,000**

10 Year Operating Impacts - None

LHC-0178 - Parking Lot Replacement (130 Albert Street, Meaford)

Project Status: Rolled Forward

Project Type: Human Services - Housing

Region: Meaford

Asset Category: Land and Land Improvements

Description

Replacement of asphalt parking lot. New base and top coat to be installed along with barrier free parking spots and signage.

Justification

Reduce repair costs and improve accessibility and safety of parking lot

10 Year Capital Forecast

	2026	2027	2028	2029	2030	2031	2032	2033	2034	2035	10 Year Total
64429 - Site Maintenance	$0	$0	$0	$0	$0	$46,700	$0	$0	$0	$0	$46,700
Grand Total	**$0**	**$0**	**$0**	**$0**	**$0**	**$46,700**	**$0**	**$0**	**$0**	**$0**	**$46,700**

10 Year Operating Impacts - None

LHC-0179 - Unit Entry Doors (225 14th Street West, Owen Sound)

Project Status: Rolled Forward

Project Type: Human Services - Housing

Region: Owen Sound

Asset Category: Buildings

Description

Replace unit wood doors with metal fire resistant doors

Justification

Improves tenant safety and reduces heating costs

10 Year Capital Forecast

	2026	2027	2028	2029	2030	2031	2032	2033	2034	2035	10 Year Total
64403 - Bldg Contracted Services	$0	$0	$0	$0	$0	$0	$112,000	$0	$0	$0	$112,000
Grand Total	**$0**	**$0**	**$0**	**$0**	**$0**	**$0**	**$112,000**	**$0**	**$0**	**$0**	**$112,000**

10 Year Operating Impacts - None

LHC-0180 - Common Area Doors (85 Lemon St, Thornbury)

Project Status: Rolled Forward

Project Type: Human Services - Housing

Region: Blue Mountains

Asset Category: Buildings

Description

Replace existing common area doors with current new fire rated doors.

Justification

Existing steel doors are at end of life and starting to not operate correctly. Signs of age starting to show on doors.

10 Year Capital Forecast

	2026	2027	2028	2029	2030	2031	2032	2033	2034	2035	10 Year Total
64403 - Bldg Contracted Services	$0	$0	$0	$0	$0	$0	$24,000	$0	$0	$0	$24,000
Grand Total	**$0**	**$0**	**$0**	**$0**	**$0**	**$0**	**$24,000**	**$0**	**$0**	**$0**	**$24,000**

10 Year Operating Impacts - None

LHC-0181 - Exterior Door Replacement (40 Artemesia St, Dundalk)

Project Status: Rolled Forward

Project Type: Human Services - Housing

Region: Southgate

Asset Category: Buildings

Description

Replace existing main entrance and side doors. Existing aluminum frame doors to be replaced with higher energy rated windows. Wider doors to be considered if opening allow to meet current OBC design.

Justification

Existing Barrier free controls will need updating by time of project. Operators are at end of life and harder to find parts.

10 Year Capital Forecast

	2026	2027	2028	2029	2030	2031	2032	2033	2034	2035	10 Year Total
64403 - Bldg Contracted Services	$0	$0	$0	$0	$0	$0	$20,000	$0	$0	$0	$20,000
Grand Total	**$0**	**$0**	**$0**	**$0**	**$0**	**$0**	**$20,000**	**$0**	**$0**	**$0**	**$20,000**

10 Year Operating Impacts - None

LHC-0182 - Exterior Siding and Insulation (West Side Family Units)

Project Status: Rolled Forward

Project Type: Human Services - Housing

Region: Owen Sound

Asset Category: Buildings

Description

Replace existing siding with new exterior insulation and siding.

Justification

Will reduce heating and cooling costs to the units

10 Year Capital Forecast

	2026	2027	2028	2029	2030	2031	2032	2033	2034	2035	10 Year Total
49400 - Transfer From Reserve	$0	$0	$0	$0	$0	$0	($82,100)	$0	$0	$0	($82,100)
64429 - Site Maintenance	$0	$0	$0	$0	$0	$0	$250,000	$0	$0	$0	$250,000
Grand Total	**$0**	**$0**	**$0**	**$0**	**$0**	**$0**	**$167,900**	**$0**	**$0**	**$0**	**$167,900**

10 Year Operating Impacts - None

LHC-0183 - Fencing Replacement (181 Victoria St, Dundalk)

Project Status: Rolled Forward

Project Type: Human Services - Housing

Region: Southgate

Asset Category: Buildings

Description

Replace existing fencing around property. New chain link fencing to be installed.

Justification

There is a public walkway adjacent to the property that students use to walk to school as well as the public . Fencing staring to wear and is at end of life. Will keep public from accessing property.

10 Year Capital Forecast

	2026	2027	2028	2029	2030	2031	2032	2033	2034	2035	10 Year Total
64429 - Site Maintenance	$0	$0	$0	$0	$0	$0	$55,000	$0	$0	$0	$55,000
Grand Total	**$0**	**$0**	**$0**	**$0**	**$0**	**$0**	**$55,000**	**$0**	**$0**	**$0**	**$55,000**

10 Year Operating Impacts - None

LHC-0184 - Fencing Replacement (481 11th St Hanover)

Project Status: Rolled Forward

Project Type: Human Services - Housing

Region: Hanover

Asset Category: Buildings

Description

Replace Existing fence around property. New chain link fence to be installed.

Justification

Fencing staring to wear and is at end of life. Will keep public from accessing property. Limit health and safety concerns and complaints from neighbors.

10 Year Capital Forecast

	2026	2027	2028	2029	2030	2031	2032	2033	2034	2035	10 Year Total
64429 - Site Maintenance	$0	$0	$0	$0	$0	$0	$42,000	$0	$0	$0	$42,000
Grand Total	**$0**	**$0**	**$0**	**$0**	**$0**	**$0**	**$42,000**	**$0**	**$0**	**$0**	**$42,000**

10 Year Operating Impacts - None

LHC-0185 - Fencing Replacement (650 4th St A E, Owen Sound)

Project Status: Rolled Forward

Project Type: Human Services - Housing

Region: Owen Sound

Asset Category: Buildings

Description

Replace Existing fence around property. New chain link fence to be installed.

Justification

Fencing staring to wear and is at end of life. Will keep public from accessing property. Limit health and safety concerns and complaints from neighbors.

10 Year Capital Forecast

	2026	2027	2028	2029	2030	2031	2032	2033	2034	2035	10 Year Total
64429 - Site Maintenance	$0	$0	$0	$0	$0	$0	$42,000	$0	$0	$0	$42,000
Grand Total	**$0**	**$0**	**$0**	**$0**	**$0**	**$0**	**$42,000**	**$0**	**$0**	**$0**	**$42,000**

10 Year Operating Impacts - None

LHC-0186 - Fencing replacement (85 Lemon St, Thornbury)

Project Status: Rolled Forward

Project Type: Human Services - Housing

Region: Blue Mountains

Asset Category: Buildings

Description

Replace Existing fence around property. New chain link fence to be installed.

Justification

Fencing staring to wear and is at end of life. Will keep public from accessing property. Limit health and safety concerns and complaints from neighbors.

10 Year Capital Forecast

	2026	2027	2028	2029	2030	2031	2032	2033	2034	2035	10 Year Total
64429 - Site Maintenance	$0	$0	$0	$0	$0	$0	$33,000	$0	$0	$0	$33,000
Grand Total	**$0**	**$0**	**$0**	**$0**	**$0**	**$0**	**$33,000**	**$0**	**$0**	**$0**	**$33,000**

10 Year Operating Impacts - None

LHC-0187 - Fencing Replacement (Alpha Street Owen Sound)

Project Status: Rolled Forward

Project Type: Human Services - Housing

Region: Owen Sound

Asset Category: Buildings

Description

Replace Existing fence around property. New chain link fence to be installed.

Justification

Fencing staring to wear and is at end of life. Will keep public from accessing property. Limit health and safety concerns and complaints from neighbors.

10 Year Capital Forecast

	2026	2027	2028	2029	2030	2031	2032	2033	2034	2035	10 Year Total
64429 - Site Maintenance	$0	$0	$0	$0	$0	$0	$70,000	$0	$0	$0	$70,000
Grand Total	**$0**	**$0**	**$0**	**$0**	**$0**	**$0**	**$70,000**	**$0**	**$0**	**$0**	**$70,000**

10 Year Operating Impacts - None

LHC-0188 - Flooring Replacement (100 Marg Eliz, Markdale)

Project Status: Rolled Forward

Project Type: Human Services - Housing

Region: Grey Highlands

Asset Category: Buildings

Description

Replace existing carpet flooring. New VCT tile to be installed for low maintenance costs and is slip resistant reducing Health and Safety Concerns. New stair treads and risers installed and are ADA compliant and are colour contrasted.

Justification

Decrease costs of carpet cleaning and increase in Health and Safety Risks

10 Year Capital Forecast

	2026	2027	2028	2029	2030	2031	2032	2033	2034	2035	10 Year Total
64403 - Bldg Contracted Services	$0	$0	$0	$0	$0	$0	$12,600	$0	$0	$0	$12,600
Grand Total	**$0**	**$0**	**$0**	**$0**	**$0**	**$0**	**$12,600**	**$0**	**$0**	**$0**	**$12,600**

10 Year Operating Impacts - None

LHC-0189 - Flooring Replacement (40 Artemesia St, Dundalk)

Project Status: Rolled Forward

Project Type: Human Services - Housing

Region: Southgate

Asset Category: Buildings

Description

Replace existing carpet flooring. New VCT tile to be installed for low maintenance costs and is slip resistant reducing Health and Safety Concerns. New stair treads and risers installed and are ADA compliant and are colour contrasted.

Justification

Decrease costs of carpet cleaning and increase in Health and Safety Risks

10 Year Capital Forecast

	2026	2027	2028	2029	2030	2031	2032	2033	2034	2035	10 Year Total
64403 - Bldg Contracted Services	$0	$0	$0	$0	$0	$0	$25,000	$0	$0	$0	$25,000
Grand Total	**$0**	**$0**	**$0**	**$0**	**$0**	**$0**	**$25,000**	**$0**	**$0**	**$0**	**$25,000**

10 Year Operating Impacts - None

LHC-0190 - Hollow Metal Doors (481 11th St, Hanover)

Project Status: Rolled Forward

Project Type: Human Services - Housing

Region: Hanover

Asset Category: Buildings

Description

Replace existing common area doors with current new fire rated doors. Door showing wearing due to age and not closely correctly. New steel fire rated doors to be installed.

Justification

Increase in service calls to adjust and repair parts.

10 Year Capital Forecast

	2026	2027	2028	2029	2030	2031	2032	2033	2034	2035	10 Year Total
64403 - Bldg Contracted Services	$0	$0	$0	$0	$0	$0	$20,000	$0	$0	$0	$20,000
Grand Total	**$0**	**$0**	**$0**	**$0**	**$0**	**$0**	**$20,000**	**$0**	**$0**	**$0**	**$20,000**

10 Year Operating Impacts - None

LHC-0191 - Interior Common Area Doors (250 12th Ave Hanover)

Project Status: Rolled Forward

Project Type: Human Services - Housing

Region: Hanover

Asset Category: Buildings

Description

Replace existing common area doors with current new fire rated doors. Door showing wearing due to age and not closely correctly. New steel fire rated doors to be installed.

Justification

Increased in service calls to adjust doors, Harder to find replacement parts

10 Year Capital Forecast

	2026	2027	2028	2029	2030	2031	2032	2033	2034	2035	10 Year Total
64403 - Bldg Contracted Services	$0	$0	$0	$0	$0	$0	$16,000	$0	$0	$0	$16,000
Grand Total	**$0**	**$0**	**$0**	**$0**	**$0**	**$0**	**$16,000**	**$0**	**$0**	**$0**	**$16,000**

10 Year Operating Impacts - None

LHC-0192 - Kitchen Replacement (81 Bruce St, Thornbury)

Project Status: Rolled Forward

Project Type: Human Services - Housing

Region: Blue Mountains

Asset Category: Buildings

Description

Replace existing cabinet and doors that are at end of life.

Justification

New LED light fixtures to be installed to reduce hydro costs. Solid surfaces to be installed for greater life cycle.

10 Year Capital Forecast

	2026	2027	2028	2029	2030	2031	2032	2033	2034	2035	10 Year Total
64407 - Kitchen & Bath Renovation	$0	$0	$0	$0	$0	$0	$360,000	$0	$0	$0	$360,000
Grand Total	**$0**	**$0**	**$0**	**$0**	**$0**	**$0**	**$360,000**	**$0**	**$0**	**$0**	**$360,000**

10 Year Operating Impacts - None

LHC-0193 - Kitchen Replacements (Main St Holstein)

Project Status: Rolled Forward

Project Type: Human Services - Housing

Region: Southgate

Asset Category: Buildings

Description

Replace existing cabinets, countertops, sink and light fixtures in units. Current kitchens are at end of life and are showing signs of wear. New LED fixtures to be installed along with wider opening for larger fridges. Low maintenance countertops to be installed. ADA faucet to be installed.

Justification

Hard to find contractors to replace kitchens on move outs as time requirements. Increase in maintenance requests to fix drawers/doors.

10 Year Capital Forecast

	2026	2027	2028	2029	2030	2031	2032	2033	2034	2035	10 Year Total
64407 - Kitchen & Bath Renovation	$0	$0	$0	$0	$0	$0	$160,000	$0	$0	$0	$160,000
Grand Total	**$0**	**$0**	**$0**	**$0**	**$0**	**$0**	**$160,000**	**$0**	**$0**	**$0**	**$160,000**

10 Year Operating Impacts - None

LHC-0194 - Main Entrance (248 Queen St Durham)

Project Status: Rolled Forward

Project Type: Human Services - Housing

Region: West Grey

Asset Category: Buildings

Description

Replace existing aluminum entrance system. Newer operators along with wider doors if possible to meet current OBC standards.

Justification

Reduce service calls to adjust operators and doors and parts are harder to find. Better access to building for tenants.

10 Year Capital Forecast

	2026	2027	2028	2029	2030	2031	2032	2033	2034	2035	10 Year Total
64403 - Bldg Contracted Services	$0	$0	$0	$0	$0	$0	$15,000	$0	$0	$0	$15,000
Grand Total	**$0**	**$0**	**$0**	**$0**	**$0**	**$0**	**$15,000**	**$0**	**$0**	**$0**	**$15,000**

10 Year Operating Impacts - None

LHC-0195 - Overhead Door (181 Victoria St, Dundalk)

Project Status: Rolled Forward

Project Type: Human Services - Housing

Region: Southgate

Asset Category: Buildings

Description

Replace existing overhead head door with higher insulated steel or fiberglass door. New operator installed to allow easier access for snow and grass machinery.

Justification

Easier access for custodian onsite for machinery and maintenance supplies. (Ie salt storage).

10 Year Capital Forecast

	2026	2027	2028	2029	2030	2031	2032	2033	2034	2035	10 Year Total
64403 - Bldg Contracted Services	$0	$0	$0	$0	$0	$0	$7,000	$0	$0	$0	$7,000
Grand Total	**$0**	**$0**	**$0**	**$0**	**$0**	**$0**	**$7,000**	**$0**	**$0**	**$0**	**$7,000**

10 Year Operating Impacts - None

LHC-0196 - Patio Door Replacement (41 Mark Street, Markdale)

Project Status: Rolled Forward

Project Type: Human Services - Housing

Region: Grey Highlands

Asset Category: Buildings

Description

Replace existing exterior wood doors with new energy rated fiberglass insulated doors.

Justification

Reduces the overall operating costs of the building.

10 Year Capital Forecast

	2026	2027	2028	2029	2030	2031	2032	2033	2034	2035	10 Year Total
64403 - Bldg Contracted Services	$0	$0	$0	$0	$0	$0	$60,000	$0	$0	$0	$60,000
Grand Total	**$0**	**$0**	**$0**	**$0**	**$0**	**$0**	**$60,000**	**$0**	**$0**	**$0**	**$60,000**

10 Year Operating Impacts - None

LHC-0197 - Soffit and Fascia Replacement (650 4th St A E, Owen Sound)

Project Status: Rolled Forward

Project Type: Human Services - Housing

Region: Owen Sound

Asset Category: Buildings

Description

Replace existing soffit and facia that has been damaged over the years.

Justification

New soffit to allow for better airflow through attic to reduce ice damming.

10 Year Capital Forecast

	2026	2027	2028	2029	2030	2031	2032	2033	2034	2035	10 Year Total
64421 - Roofing/Soffit/Fascia/Eaves	$0	$0	$0	$0	$0	$0	$50,000	$0	$0	$0	$50,000
Grand Total	**$0**	**$0**	**$0**	**$0**	**$0**	**$0**	**$50,000**	**$0**	**$0**	**$0**	**$50,000**

10 Year Operating Impacts - None

LHC-0198 - Unit Entry Door (181 Victoria St, Dundalk)

Project Status: Rolled Forward

Project Type: Human Services - Housing

Region: Southgate

Asset Category: Buildings

Description

Replace existing wood entry doors will new fire rated door assemblies. Greater Fire Rated doors to be installed for added safety and security.

Justification

Increase in service calls to replace doors and adjustment of doors and operators. Greater safety when new doors installed.

10 Year Capital Forecast

	2026	2027	2028	2029	2030	2031	2032	2033	2034	2035	10 Year Total
64403 - Bldg Contracted Services	$0	$0	$0	$0	$0	$0	$48,000	$0	$0	$0	$48,000
Grand Total	**$0**	**$0**	**$0**	**$0**	**$0**	**$0**	**$48,000**	**$0**	**$0**	**$0**	**$48,000**

10 Year Operating Impacts - None

LHC-0199 - Unit/Balcony Doors (130 Albert Street, Meaford)

Project Status: Rolled Forward

Project Type: Human Services - Housing

Region: Meaford

Asset Category: Buildings

Description

Replacing existing wood doors with new energy star rated fiberglass doors.

Justification

Will prevent air leakage from the building for better comfort to tenant and decrease operating costs

10 Year Capital Forecast

	2026	2027	2028	2029	2030	2031	2032	2033	2034	2035	10 Year Total
64429 - Site Maintenance	$0	$0	$0	$0	$0	$0	$57,500	$0	$0	$0	$57,500
Grand Total	**$0**	**$0**	**$0**	**$0**	**$0**	**$0**	**$57,500**	**$0**	**$0**	**$0**	**$57,500**

10 Year Operating Impacts - None

LHC-0200 - Well Head Replacement (43 Hill Street, Flesherton)

Project Status: Rolled Forward

Project Type: Human Services - Housing

Region: Grey Highlands

Asset Category: Buildings

Description

Replace existing well head to meet current water requirements. Building has water treatment system for entire building.

Justification

Water Consultant has advised that in the future we will be required to replace the exiting well head.

10 Year Capital Forecast

	2026	2027	2028	2029	2030	2031	2032	2033	2034	2035	10 Year Total
64467 - Water Regulatory Maintenance	$0	$0	$0	$0	$0	$0	$10,000	$0	$0	$0	$10,000
Grand Total	**$0**	**$0**	**$0**	**$0**	**$0**	**$0**	**$10,000**	**$0**	**$0**	**$0**	**$10,000**

10 Year Operating Impacts - None

LHC-0201 - Asphalt Parking Lot (650 4th St A East, Owen Sound)

Project Status: Rolled Forward

Project Type: Human Services - Housing

Region: Owen Sound

Asset Category: Land and Land Improvements

Description

Replace existing asphalt parking lot

Justification

To prevent slips and falls in parking lot. Update parking symbols to meet current requirements.

10 Year Capital Forecast

	2026	2027	2028	2029	2030	2031	2032	2033	2034	2035	10 Year Total
64429 - Site Maintenance	$0	$0	$0	$0	$0	$0	$0	$90,000	$0	$0	$90,000
Grand Total	**$0**	**$0**	**$0**	**$0**	**$0**	**$0**	**$0**	**$90,000**	**$0**	**$0**	**$90,000**

10 Year Operating Impacts - None

LHC-0202 - Balcony Refinishing (305 14th West, Owen Sound)

Project Status: Rolled Forward

Project Type: Human Services - Housing

Region: Owen Sound

Asset Category: Buildings

Description

Replace balcony covering with new slip resistant surface.

Justification

If not completed water may damage concrete below.

10 Year Capital Forecast

	2026	2027	2028	2029	2030	2031	2032	2033	2034	2035	10 Year Total
64429 - Site Maintenance	$0	$0	$0	$0	$0	$0	$0	$149,600	$0	$0	$149,600
Grand Total	**$0**	**$0**	**$0**	**$0**	**$0**	**$0**	**$0**	**$149,600**	**$0**	**$0**	**$149,600**

10 Year Operating Impacts - None

LHC-0203 - Bath Rebuilding (650 4th St A E, Owen Sound)

Project Status: Rolled Forward

Project Type: Human Services - Housing

Region: Owen Sound

Asset Category: Buildings

Description

Replace tenant bathrooms with new toilets, tub and tub surround and energy saving plumbing fixtures. New vanity and medicine cabinet installed

Justification

Plumbing fixtures to be upgraded to energy saving models. Electrical to be brought up to current codes along with installing new LED light fixtures. Solid surfaces around tub surrounds allow for greater life cycle.

10 Year Capital Forecast

	2026	2027	2028	2029	2030	2031	2032	2033	2034	2035	10 Year Total
49400 - Transfer From Reserve	$0	$0	$0	$0	$0	$0	$0	($251,000)	$0	$0	($251,000)
64407 - Kitchen & Bath Renovation	$0	$0	$0	$0	$0	$0	$0	$540,000	$0	$0	$540,000
Grand Total	**$0**	**$0**	**$0**	**$0**	**$0**	**$0**	**$0**	**$289,000**	**$0**	**$0**	**$289,000**

10 Year Operating Impacts - None

LHC-0204 - Bathroom Replacement (130 Albert Street, Meaford)

Project Status: Rolled Forward

Project Type: Human Services - Housing

Region: Meaford

Asset Category: Buildings

Description

Replace tenant bathrooms with new toilets, tub and tub surround and energy saving plumbing fixtures. New vanity and medicine cabinet installed

Justification

Plumbing fixtures to be upgraded to energy saving models. Electrical to be brought up to current codes along with installing new LED light fixtures. Solid surfaces around tub surrounds allow for greater life cycle.

10 Year Capital Forecast

	2026	2027	2028	2029	2030	2031	2032	2033	2034	2035	10 Year Total
64407 - Kitchen & Bath Renovation	$0	$0	$0	$0	$0	$0	$0	$250,000	$0	$0	$250,000
Grand Total	**$0**	**$0**	**$0**	**$0**	**$0**	**$0**	**$0**	**$250,000**	**$0**	**$0**	**$250,000**

10 Year Operating Impacts - None

LHC-0205 - Cladding Replacement (248 Queen Street, Durham)

Project Status: Rolled Forward

Project Type: Human Services - Housing

Region: West Grey

Asset Category: Buildings

Description

Replace existing cladding.

Justification

Water damage could penetrate existing building envelope causing further damage to the structure. Increased maintenance costs to the building.

10 Year Capital Forecast

	2026	2027	2028	2029	2030	2031	2032	2033	2034	2035	10 Year Total
64429 - Site Maintenance	$0	$0	$0	$0	$0	$0	$0	$40,000	$0	$0	$40,000
Grand Total	**$0**	**$0**	**$0**	**$0**	**$0**	**$0**	**$0**	**$40,000**	**$0**	**$0**	**$40,000**

10 Year Operating Impacts - None

LHC-0206 - Concrete Pavers and wood timber gardens (East Side Family Units)

Project Status: Rolled Forward

Project Type: Human Services - Housing

Region: Owen Sound

Asset Category: Buildings

Description

Replace existing wood timber retaining wall that have started to rot and decay.

Justification

Pavers create Uneven surface to walk on creating a trip hazard.

10 Year Capital Forecast

	2026	2027	2028	2029	2030	2031	2032	2033	2034	2035	10 Year Total
64429 - Site Maintenance	$0	$0	$0	$0	$0	$0	$0	$60,000	$0	$0	$60,000
Grand Total	**$0**	**$0**	**$0**	**$0**	**$0**	**$0**	**$0**	**$60,000**	**$0**	**$0**	**$60,000**

10 Year Operating Impacts - None

LHC-0207 - Concrete Pavers (Westmount Family Units)

Project Status: Rolled Forward

Project Type: Human Services - Housing

Region: Owen Sound

Asset Category: Buildings

Description

Replace existing pavers that are uneven and pour new concrete slab.

Justification

Reduces health and safety concerns with un even surfaces.

10 Year Capital Forecast

	2026	2027	2028	2029	2030	2031	2032	2033	2034	2035	10 Year Total
64429 - Site Maintenance	$0	$0	$0	$0	$0	$0	$0	$0	$320,000	$0	$320,000
Grand Total	**$0**	**$0**	**$0**	**$0**	**$0**	**$0**	**$0**	**$0**	**$320,000**	**$0**	**$320,000**

10 Year Operating Impacts - None

LHC-0208 - Exterior Cladding Replacement (481 11th Street, Hanover)

Project Status: Rolled Forward

Project Type: Human Services - Housing

Region: Hanover

Asset Category: Buildings

Description

Replace existing cladding.

Justification

Water damage could penetrate existing building envelope causing further damage to the structure. Increased maintenance costs to the building.

10 Year Capital Forecast

	2026	2027	2028	2029	2030	2031	2032	2033	2034	2035	10 Year Total
64429 - Site Maintenance	$0	$0	$0	$0	$0	$0	$0	$20,000	$0	$0	$20,000
Grand Total	**$0**	**$0**	**$0**	**$0**	**$0**	**$0**	**$0**	**$20,000**	**$0**	**$0**	**$20,000**

10 Year Operating Impacts - None

LHC-0209 - Exterior Siding and Insulation (East Side Family Units)

Project Status: Rolled Forward

Project Type: Human Services - Housing

Region: Owen Sound

Asset Category: Buildings

Description

Replace siding and insulation of building.

Justification

If not replaced water damage could penetrate existing building envelope causing damage to the structure. Increase energy efficiency, decrease operating costs.

10 Year Capital Forecast

	2026	2027	2028	2029	2030	2031	2032	2033	2034	2035	10 Year Total
64429 - Site Maintenance	$0	$0	$0	$0	$0	$0	$0	$80,000	$0	$0	$80,000
Grand Total	**$0**	**$0**	**$0**	**$0**	**$0**	**$0**	**$0**	**$80,000**	**$0**	**$0**	**$80,000**

10 Year Operating Impacts - None

LHC-0210 - Exterior Siding Replacement (Meaford family units)

Project Status: Rolled Forward

Project Type: Human Services - Housing

Region: Meaford

Asset Category: Buildings

Description

Replace siding and insulation of building.

Justification

Water damage could penetrate existing building envelope causing further damage to the structure. Increased maintenance and energy costs to the building.

10 Year Capital Forecast

	2026	2027	2028	2029	2030	2031	2032	2033	2034	2035	10 Year Total
64429 - Site Maintenance	$0	$0	$0	$0	$0	$0	$0	$100,000	$0	$0	$100,000
Grand Total	**$0**	**$0**	**$0**	**$0**	**$0**	**$0**	**$0**	**$100,000**	**$0**	**$0**	**$100,000**

10 Year Operating Impacts - None

LHC-0211 - Garbage Compactor (130 Albert St, Meaford)

Project Status: Rolled Forward

Project Type: Human Services - Housing

Region: Meaford

Asset Category: Machinery & Equipment

Description

Purchase Garbage compactor

Justification

Supply garbage compactor on site as it reduces amount of storage needed for garbage collection.

10 Year Capital Forecast

	2026	2027	2028	2029	2030	2031	2032	2033	2034	2035	10 Year Total
63042 - Equip/Furniture Purchases	$0	$0	$0	$0	$0	$0	$0	$15,000	$0	$0	$15,000
Grand Total	**$0**	**$0**	**$0**	**$0**	**$0**	**$0**	**$0**	**$15,000**	**$0**	**$0**	**$15,000**

10 Year Operating Impacts - None

LHC-0212 - Interior Hollow Metal Doors (130 Albert Street, Meaford)

Project Status: Rolled Forward

Project Type: Human Services - Housing

Region: Meaford

Asset Category: Buildings

Description

Replacement of interior hollow metal service doors that are at the end of their life cycle

Justification

Doors have visible dents and are out of alignment

10 Year Capital Forecast

	2026	2027	2028	2029	2030	2031	2032	2033	2034	2035	10 Year Total
64403 - Bldg Contracted Services	$0	$0	$0	$0	$0	$0	$0	$48,000	$0	$0	$48,000
Grand Total	**$0**	**$0**	**$0**	**$0**	**$0**	**$0**	**$0**	**$48,000**	**$0**	**$0**	**$48,000**

10 Year Operating Impacts - None

LHC-0213 - Interior Suite Door (250 12th Ave. Hanover)

Project Status: Rolled Forward

Project Type: Human Services - Housing

Region: Hanover

Asset Category: Buildings

Description

Replace current wooden doors with metal fire resistant doors

Justification

Improve tenant safety

10 Year Capital Forecast

	2026	2027	2028	2029	2030	2031	2032	2033	2034	2035	10 Year Total
64403 - Bldg Contracted Services	$0	$0	$0	$0	$0	$0	$0	$50,000	$0	$0	$50,000
Grand Total	**$0**	**$0**	**$0**	**$0**	**$0**	**$0**	**$0**	**$50,000**	**$0**	**$0**	**$50,000**

10 Year Operating Impacts - None

LHC-0214 - Interior Suite Doors (650 4th Street A East, Owen Sound)

Project Status: Rolled Forward

Project Type: Human Services - Housing

Region: Owen Sound

Asset Category: Buildings

Description

Replace current wooden doors with metal fire resistant doors

Justification

Improve tenant safety

10 Year Capital Forecast

	2026	2027	2028	2029	2030	2031	2032	2033	2034	2035	10 Year Total
64403 - Bldg Contracted Services	$0	$0	$0	$0	$0	$0	$0	$0	$108,000	$0	$108,000
Grand Total	**$0**	**$0**	**$0**	**$0**	**$0**	**$0**	**$0**	**$0**	**$108,000**	**$0**	**$108,000**

10 Year Operating Impacts - None

LHC-0215 - Kitchen Rebuilds (225 14th Street West, Owen Sound)

Project Status: Rolled Forward

Project Type: Human Services - Housing

Region: Owen Sound

Asset Category: Buildings

Description

Replace existing cabinets and drawers that are at end of life.

Justification

New countertop and backsplash to be installed to reduce damage to unit. New plumbing and electrical fixtures to be installed to reduce energy costs. All electrical to be brought up to current codes.

10 Year Capital Forecast

	2026	2027	2028	2029	2030	2031	2032	2033	2034	2035	10 Year Total
49400 - Transfer From Reserve	$0	$0	$0	$0	$0	($287,500)	$0	$0	$0	$0	($287,500)
64407 - Kitchen & Bath Renovation	$0	$0	$0	$0	$0	$560,000	$0	$0	$0	$0	$560,000
Grand Total	**$0**	**$0**	**$0**	**$0**	**$0**	**$272,500**	**$0**	**$0**	**$0**	**$0**	**$272,500**

10 Year Operating Impacts - None

LHC-0217 - Siding Replacement (17 Legion Road, Meaford)

Project Status: Rolled Forward

Project Type: Human Services - Housing

Region: Meaford

Asset Category: Buildings

Description

Replace existing siding

Justification

Water damage could penetrate existing building envelope causing further damage to the structure. Increased maintenance costs to the building.

10 Year Capital Forecast

	2026	2027	2028	2029	2030	2031	2032	2033	2034	2035	10 Year Total
64429 - Site Maintenance	$0	$0	$0	$0	$0	$0	$0	$100,000	$0	$0	$100,000
Grand Total	**$0**	**$0**	**$0**	**$0**	**$0**	**$0**	**$0**	**$100,000**	**$0**	**$0**	**$100,000**

10 Year Operating Impacts - None

LHC-0218 - Siding Replacement (81 Bruce Street, Thornbury)

Project Status: Rolled Forward

Project Type: Human Services - Housing

Region: Blue Mountains

Asset Category: Buildings

Description

Replace existing siding

Justification

Water damage could penetrate existing building envelope causing further damage to the structure. Increased maintenance costs to the building.

10 Year Capital Forecast

	2026	2027	2028	2029	2030	2031	2032	2033	2034	2035	10 Year Total
64429 - Site Maintenance	$0	$0	$0	$0	$0	$0	$0	$50,000	$0	$0	$50,000
Grand Total	**$0**	**$0**	**$0**	**$0**	**$0**	**$0**	**$0**	**$50,000**	**$0**	**$0**	**$50,000**

10 Year Operating Impacts - None

LHC-0219 - Siding Replacement (85 Lemon Street, Thornbury)

Project Status: Rolled Forward

Project Type: Human Services - Housing

Region: Blue Mountains

Asset Category: Buildings

Description

Replace existing siding

Justification

Water damage could penetrate existing building envelope causing further damage to the structure. Increased maintenance costs to the building.

10 Year Capital Forecast

	2026	2027	2028	2029	2030	2031	2032	2033	2034	2035	10 Year Total
64429 - Site Maintenance	$0	$0	$0	$0	$0	$0	$0	$75,000	$0	$0	$75,000
Grand Total	**$0**	**$0**	**$0**	**$0**	**$0**	**$0**	**$0**	**$75,000**	**$0**	**$0**	**$75,000**

10 Year Operating Impacts - None

LHC-0220 - Suite Door Replacement (490 7th Avenue East, Owen Sound)

Project Status: Rolled Forward

Project Type: Human Services - Housing

Region: Owen Sound

Asset Category: Buildings

Description

Replace wooden doors with fire resistant metal doors

Justification

If not replaced doors will become more damaged and not provide adequate fire rating in the case of an emergency.

10 Year Capital Forecast

	2026	2027	2028	2029	2030	2031	2032	2033	2034	2035	10 Year Total
64403 - Bldg Contracted Services	$0	$0	$0	$0	$0	$0	$0	$72,000	$0	$0	$72,000
Grand Total	**$0**	**$0**	**$0**	**$0**	**$0**	**$0**	**$0**	**$72,000**	**$0**	**$0**	**$72,000**

10 Year Operating Impacts - None

LHC-0221 - Suite Door Replacements (157 Nelson Street, Meaford)

Project Status: Rolled Forward

Project Type: Human Services - Housing

Region: Meaford

Asset Category: Buildings

Description

Replace wooden doors with fire resistant metal doors

Justification

If not replaced doors will become more damaged and not provide adequate fire rating in the case of an emergency.

10 Year Capital Forecast

	2026	2027	2028	2029	2030	2031	2032	2033	2034	2035	10 Year Total
64403 - Bldg Contracted Services	$0	$0	$0	$0	$0	$0	$0	$16,000	$0	$0	$16,000
Grand Total	**$0**	**$0**	**$0**	**$0**	**$0**	**$0**	**$0**	**$16,000**	**$0**	**$0**	**$16,000**

10 Year Operating Impacts - None

LHC-0222 - Suite Doors (17 Legion Road, Meaford)

Project Status: Rolled Forward

Project Type: Human Services - Housing

Region: Meaford

Asset Category: Buildings

Description

Replace wooden doors with fire resistant metal doors

Justification

If not replaced doors will become more damaged and not provide adequate fire rating in the case of an emergency.

10 Year Capital Forecast

	2026	2027	2028	2029	2030	2031	2032	2033	2034	2035	10 Year Total
64403 - Bldg Contracted Services	$0	$0	$0	$0	$0	$0	$0	$60,000	$0	$0	$60,000
Grand Total	**$0**	**$0**	**$0**	**$0**	**$0**	**$0**	**$0**	**$60,000**	**$0**	**$0**	**$60,000**

10 Year Operating Impacts - None

LHC-0223 - Unit Entry Doors (248 7th Avenue East, Owen Sound)

Project Status: Rolled Forward

Project Type: Human Services - Housing

Region: Owen Sound

Asset Category: Buildings

Description

Replace wooden doors with fire resistant metal doors

Justification

If not replaced doors will become more damaged and not provide adequate fire rating in the case of an emergency.

10 Year Capital Forecast

	2026	2027	2028	2029	2030	2031	2032	2033	2034	2035	10 Year Total
64403 - Bldg Contracted Services	$0	$0	$0	$0	$0	$0	$0	$40,000	$0	$0	$40,000
Grand Total	**$0**	**$0**	**$0**	**$0**	**$0**	**$0**	**$0**	**$40,000**	**$0**	**$0**	**$40,000**

10 Year Operating Impacts - None

LHC-0224 - Unit Entry Doors (41 Mark St. Markdale)

Project Status: Rolled Forward

Project Type: Human Services - Housing

Region: Grey Highlands

Asset Category: Buildings

Description

Replace wooden doors with fire resistant metal doors

Justification

If not replaced doors will become more damaged and not provide adequate fire rating in the case of an emergency.

10 Year Capital Forecast

	2026	2027	2028	2029	2030	2031	2032	2033	2034	2035	10 Year Total
64403 - Bldg Contracted Services	$0	$0	$0	$0	$0	$0	$0	$24,000	$0	$0	$24,000
Grand Total	**$0**	**$0**	**$0**	**$0**	**$0**	**$0**	**$0**	**$24,000**	**$0**	**$0**	**$24,000**

10 Year Operating Impacts - None

LHC-0225 - Transfer to Reserve - Future Infrastructure Needs

Project Status: Recurring

Project Type: Human Services - Housing

Region: Grey County

Asset Category: Non Tangible Capital Asset

Description

Annual transfer to reserve to fund future capital

Justification

If funds are not set aside for future lifecycle replacement of building components, buildings will deteriorate or unbudgeted repairs will be required, causing budget spikes.

10 Year Capital Forecast

	2026	2027	2028	2029	2030	2031	2032	2033	2034	2035	10 Year Total
69106 - Transfer to Reserve Asset Mgmt	$216,500	$220,800	$225,200	$229,700	$234,300	$239,000	$243,800	$248,700	$253,700	$258,800	$2,370,500
Grand Total	**$216,500**	**$220,800**	**$225,200**	**$229,700**	**$234,300**	**$239,000**	**$243,800**	**$248,700**	**$253,700**	**$258,800**	**$2,370,500**

10 Year Operating Impacts - None

LHC-0226 - Transfer to Reserve - Affordable Housing Builds

Project Status: Recurring

Project Type: Human Services - Housing

Region: Grey County

Asset Category: Non Tangible Capital Asset

Description

Annual contribution to reserve to fund affordable housing builds, buy surplus lands or properties.

Justification

Insufficient transfers to reserve limit the County's ability to buy or build new affordable housing units

10 Year Capital Forecast

	2026	2027	2028	2029	2030	2031	2032	2033	2034	2035	10 Year Total
69106 - Transfer to Reserve Asset Mgmt	$718,900	$880,600	$933,400	$989,400	$1,048,800	$1,111,700	$1,178,400	$1,249,100	$1,324,000	$1,403,400	$10,837,700
Grand Total	**$718,900**	**$880,600**	**$933,400**	**$989,400**	**$1,048,800**	**$1,111,700**	**$1,178,400**	**$1,249,100**	**$1,324,000**	**$1,403,400**	**$10,837,700**

10 Year Operating Impacts - None

LHC-0228 - Preparing Units For Sale (Westmount)

Project Status: Rolled Forward

Project Type: Human Services - Housing

Region: Owen Sound

Asset Category: Buildings

Description

Cost required to prepare surplus family units so they can be sold to a third party.

Justification

The repairs to the building result in a higher selling price which increases the funds in the affordable housing reserve

10 Year Capital Forecast

	2026	2027	2028	2029	2030	2031	2032	2033	2034	2035	10 Year Total
49300 - Sale of Assets	($100,000)	($100,000)	($100,000)	($100,000)	($100,000)	($100,000)	($100,000)	($100,000)	($100,000)	($100,000)	($1,000,000)
64403 - Bldg Contracted Services	$100,000	$100,000	$100,000	$100,000	$100,000	$100,000	$100,000	$100,000	$100,000	$100,000	$1,000,000
Grand Total	**$0**	**$0**	**$0**	**$0**	**$0**	**$0**	**$0**	**$0**	**$0**	**$0**	**$0**

10 Year Operating Impacts - None

LHC-0230 - Common Area Lighting (121 William St, Meaford)

Project Status: Rolled Forward

Project Type: Human Services - Housing

Region: Meaford

Asset Category: Buildings

Description

Replace existing common area lighting with new LED Energy star rated fixtures. New LED provide brighter light and last longer.

Justification

Increased hydro costs with current lighting fixtures. New LED reduce overall electrical costs and provide a greater life cycle of the fixture.

10 Year Capital Forecast

	2026	2027	2028	2029	2030	2031	2032	2033	2034	2035	10 Year Total
64403 - Bldg Contracted Services	$0	$11,200	$0	$0	$0	$0	$0	$0	$0	$0	$11,200
Grand Total	**$0**	**$11,200**	**$0**	**$0**	**$0**	**$0**	**$0**	**$0**	**$0**	**$0**	**$11,200**

10 Year Operating Impacts - None

LHC-0231 - Demolish Tunnel (121 William Street, Meaford)

Project Status: Rebudgeted

Project Type: Human Services - Housing

Region: Meaford

Asset Category: Buildings

Description

Demolish portion of tunnel that is/was attached to senior building at neighboring property that is currently for sale.

Justification

Tunnel is attached to current building that is currently for sale. Tunnel needs repairs and is no longer required. Legal agreements would be required with new owner.

10 Year Capital Forecast

	2026	2027	2028	2029	2030	2031	2032	2033	2034	2035	10 Year Total
49400 - Transfer From Reserve	($20,000)	$0	$0	$0	$0	$0	$0	$0	$0	$0	($20,000)
64429 - Site Maintenance	$20,000	$0	$0	$0	$0	$0	$0	$0	$0	$0	$20,000
Grand Total	**$0**	**$0**	**$0**	**$0**	**$0**	**$0**	**$0**	**$0**	**$0**	**$0**	**$0**

10 Year Operating Impacts - None

LHC-0232 - Designated Substances

Project Status: Rolled Forward

Project Type: Human Services - Housing

Region: Grey County

Asset Category: Buildings

Description

Removal of designated substances that are in our designated substances reports. Also for removal of mold in units and attics

Justification

Health and safety issues can arise if items are not removed. Increased costs with testing and inspecting on a yearly basis.

10 Year Capital Forecast

	2026	2027	2028	2029	2030	2031	2032	2033	2034	2035	10 Year Total
52000 - Federal Conditional Grant	($4,600)	$0	$0	$0	$0	$0	$0	$0	$0	$0	($4,600)
64403 - Bldg Contracted Services	$15,300	$15,600	$15,900	$16,200	$16,500	$16,800	$17,100	$17,400	$17,700	$18,100	$166,600
Grand Total	**$10,700**	**$15,600**	**$15,900**	**$16,200**	**$16,500**	**$16,800**	**$17,100**	**$17,400**	**$17,700**	**$18,100**	**$162,000**

10 Year Operating Impacts - None

LHC-0235 - Parking Lot - Golden Town (80 Victoria St, Meaford)

Project Status: Rolled Forward

Project Type: Human Services - Housing

Region: Meaford

Asset Category: Land and Land Improvements

Description

Replace existing asphalt parking lot with new granular base material and asphalt layer. New painted parking lot lines and barrier free symbols.

Justification

Replacing the existing surface will eliminate damage and reduce the amount of slips and trips.

10 Year Capital Forecast

	2026	2027	2028	2029	2030	2031	2032	2033	2034	2035	10 Year Total
Grand Total											

10 Year Operating Impacts - None

LHC-0236 - Roof Replacements (121 William Street, Meaford)

Project Status: Rebudgeted

Project Type: Human Services - Housing

Region: Meaford

Asset Category: Buildings

Description

Replace existing asphalt roof that is end of it life cycle. Shingles started to peal and fall off.

Justification

Existing shingles starting to crack and curl and will need replacing. Damage to structure and interior finishes may occur if not replaced.

10 Year Capital Forecast

	2026	2027	2028	2029	2030	2031	2032	2033	2034	2035	10 Year Total
49400 - Transfer From Reserve	($252,000)	$0	$0	$0	$0	$0	$0	$0	$0	$0	($252,000)
52000 - Federal Conditional Grant	($108,000)	$0	$0	$0	$0	$0	$0	$0	$0	$0	($108,000)
64421 - Roofing/Soffit/Fascia/Eaves	$360,000	$0	$0	$0	$0	$0	$0	$0	$0	$0	$360,000
Grand Total	**$0**	**$0**	**$0**	**$0**	**$0**	**$0**	**$0**	**$0**	**$0**	**$0**	**$0**

10 Year Operating Impacts - None

LHC-0237 - Roof Replacements (Westmount Family Units, Owen Sound)

Project Status: Rolled Forward

Project Type: Human Services - Housing

Region: Owen Sound

Asset Category: Buildings

Description

Replace existing asphalt roof that is end of life cycle. Shingles started to peal and crack.

Justification

Existing shingles starting to crack and curl and will need replacing. Damage to structure and interior finishes may occur if not replaced.

10 Year Capital Forecast

	2026	2027	2028	2029	2030	2031	2032	2033	2034	2035	10 Year Total
Grand Total											

10 Year Operating Impacts - None

LHC-0238 - Main Sewer Pipe (315 Bruce Street, Durham)

Project Status: Rolled Forward

Project Type: Human Services - Housing

Region: West Grey

Asset Category: Buildings

Description

Replace main sanitation pipe into building as it at end of life and not up to current standards/materials.

Justification

Deterioration of existing sanitation pipe will contribute to additional maintenance and operation costs. Failure to replace can potentially cause property damage and health issues.

10 Year Capital Forecast

	2026	2027	2028	2029	2030	2031	2032	2033	2034	2035	10 Year Total
52000 - Federal Conditional Grant	($3,000)	$0	$0	$0	$0	$0	$0	$0	$0	$0	($3,000)
64403 - Bldg Contracted Services	$10,000	$0	$0	$0	$0	$0	$0	$0	$0	$0	$10,000
Grand Total	**$7,000**	**$0**	**$0**	**$0**	**$0**	**$0**	**$0**	**$0**	**$0**	**$0**	**$7,000**

10 Year Operating Impacts - None

LHC-0239 - Common Area Flooring (208 Queen Street, Durham)

Project Status: Rolled Forward

Project Type: Human Services - Housing

Region: West Grey

Asset Category: Buildings

Description

Replace existing carpet with new slip resistant flooring

Justification

Decrease health and safety concerns.

10 Year Capital Forecast

	2026	2027	2028	2029	2030	2031	2032	2033	2034	2035	10 Year Total
49400 - Transfer From Reserve	$0	($10,000)	$0	$0	$0	$0	$0	$0	$0	$0	($10,000)
64403 - Bldg Contracted Services	$0	$10,000	$0	$0	$0	$0	$0	$0	$0	$0	$10,000
Grand Total	**$0**	**$0**	**$0**	**$0**	**$0**	**$0**	**$0**	**$0**	**$0**	**$0**	**$0**

10 Year Operating Impacts - None

LHC-0240 - Bathroom Replacements (181 Victoria Dundalk)

Project Status: Rolled Forward

Project Type: Human Services - Housing

Region: Southgate

Asset Category: Buildings

Description

Replace tenant bathrooms with new toilets, tub and tub surround and energy saving plumbing fixtures. New vanity and medicine cabinet installed

Justification

Plumbing fixtures to be upgraded to energy saving models. Electrical to be brought up to current codes along with installing new LED light fixtures. Solid surfaces around tub surrounds allow for greater life cycle.

10 Year Capital Forecast

	2026	2027	2028	2029	2030	2031	2032	2033	2034	2035	10 Year Total
64407 - Kitchen & Bath Renovation	$0	$0	$0	$0	$0	$0	$0	$0	$0	$240,000	$240,000
Grand Total	**$0**	**$0**	**$0**	**$0**	**$0**	**$0**	**$0**	**$0**	**$0**	**$240,000**	**$240,000**

10 Year Operating Impacts - None

LHC-0241 - Common Area flooring (315 Bruce St Durham)

Project Status: Rolled Forward

Project Type: Human Services - Housing

Region: West Grey

Asset Category: Buildings

Description

Replace existing carpet with new slip resistant flooring

Justification

Decrease health and safety concerns.

10 Year Capital Forecast

	2026	2027	2028	2029	2030	2031	2032	2033	2034	2035	10 Year Total
64403 - Bldg Contracted Services	$0	$0	$0	$0	$0	$0	$0	$0	$15,000	$0	$15,000
Grand Total	**$0**	**$0**	**$0**	**$0**	**$0**	**$0**	**$0**	**$0**	**$15,000**	**$0**	**$15,000**

10 Year Operating Impacts - None

LHC-0242 - Common Area Lighting (130 Albert Street, Meaford)

Project Status: Rolled Forward

Project Type: Human Services - Housing

Region: Meaford

Asset Category: Buildings

Description

Replace existing common area lighting with new LED Energy star rated fixtures. New LED provide brighter light and last longer.

Justification

Increased hydro costs with current lighting fixtures. New LED reduce overall electrical costs and provide a greater life cycle of the fixture.

10 Year Capital Forecast

	2026	2027	2028	2029	2030	2031	2032	2033	2034	2035	10 Year Total
64403 - Bldg Contracted Services	$0	$0	$0	$0	$0	$0	$0	$0	$20,000	$0	$20,000
Grand Total	**$0**	**$0**	**$0**	**$0**	**$0**	**$0**	**$0**	**$0**	**$20,000**	**$0**	**$20,000**

10 Year Operating Impacts - None

LHC-0243 - Common Room Windows (121 William St, Meaford)

Project Status: Rolled Forward

Project Type: Human Services - Housing

Region: Meaford

Asset Category: Buildings

Description

Replace existing windows where seals and condensation has started with new energy star rated windows.

Justification

Problems with condensation. Caulking, seals damaged can create areas for water penetration causing damage to the building envelope and structure.

10 Year Capital Forecast

	2026	2027	2028	2029	2030	2031	2032	2033	2034	2035	10 Year Total
64403 - Bldg Contracted Services	$0	$0	$0	$0	$0	$0	$0	$0	$20,000	$0	$20,000
Grand Total	**$0**	**$0**	**$0**	**$0**	**$0**	**$0**	**$0**	**$0**	**$20,000**	**$0**	**$20,000**

10 Year Operating Impacts - None

LHC-0244 - Concrete Patio Dividers (85 Lemon, Thornbury)

Project Status: Rolled Forward

Project Type: Human Services - Housing

Region: Blue Mountains

Asset Category: Buildings

Description

Replace existing pavers with poured in place concrete slab with new metal and wood privacy dividers.

Justification

Pavers are uneven with increase risk for trips and falls. Wood starting to decay due to age and life cycle.

10 Year Capital Forecast

	2026	2027	2028	2029	2030	2031	2032	2033	2034	2035	10 Year Total
64429 - Site Maintenance	$0	$0	$0	$0	$0	$0	$0	$0	$150,000	$0	$150,000
Grand Total	**$0**	**$0**	**$0**	**$0**	**$0**	**$0**	**$0**	**$0**	**$150,000**	**$0**	**$150,000**

10 Year Operating Impacts - None

LHC-0245 - Concrete Patios (225 14th St W, Owen Sound)

Project Status: Rolled Forward

Project Type: Human Services - Housing

Region: Owen Sound

Asset Category: Buildings

Description

Replace existing patios with poured in place concrete slab with new metal and wood privacy dividers.

Justification

Patios are uneven with increase risk for trips and falls. Wood starting to decay due to age and life cycle.

10 Year Capital Forecast

	2026	2027	2028	2029	2030	2031	2032	2033	2034	2035	10 Year Total
49400 - Transfer From Reserve	$0	$0	$0	$0	$0	$0	$0	$0	$0	($250,000)	($250,000)
64429 - Site Maintenance	$0	$0	$0	$0	$0	$0	$0	$0	$0	$336,000	$336,000
Grand Total	**$0**	**$0**	**$0**	**$0**	**$0**	**$0**	**$0**	**$0**	**$0**	**$86,000**	**$86,000**

10 Year Operating Impacts - None

LHC-0246 - Concrete Pavers (Meaford Family Units)

Project Status: Rolled Forward

Project Type: Human Services - Housing

Region: Meaford

Asset Category: Buildings

Description

Replace existing pavers with poured in place concrete slab with new metal and wood privacy dividers.

Justification

Patios are uneven with increase risk for trips and falls. Wood starting to decay due to age and life cycle.

10 Year Capital Forecast

	2026	2027	2028	2029	2030	2031	2032	2033	2034	2035	10 Year Total
64429 - Site Maintenance	$0	$0	$0	$0	$0	$0	$0	$0	$100,000	$0	$100,000
Grand Total	**$0**	**$0**	**$0**	**$0**	**$0**	**$0**	**$0**	**$0**	**$100,000**	**$0**	**$100,000**

10 Year Operating Impacts - None

LHC-0247 - Exterior Pole Light (85 Lemon, Thornbury)

Project Status: Rolled Forward

Project Type: Human Services - Housing

Region: Blue Mountains

Asset Category: Buildings

Description

Replace existing exterior lighting with new LED Energy star rated fixtures. New LED provide brighter light and last longer.

Justification

Increased hydro costs with current lighting fixtures. New LED reduce overall electrical costs and provide a greater life cycle of the fixture.

10 Year Capital Forecast

	2026	2027	2028	2029	2030	2031	2032	2033	2034	2035	10 Year Total
64403 - Bldg Contracted Services	$0	$0	$0	$0	$0	$0	$0	$0	$20,000	$0	$20,000
Grand Total	**$0**	**$0**	**$0**	**$0**	**$0**	**$0**	**$0**	**$0**	**$20,000**	**$0**	**$20,000**

10 Year Operating Impacts - None

LHC-0248 - Exterior Pole Lights (Alpha Street Owen Sound)

Project Status: Rolled Forward

Project Type: Human Services - Housing

Region: Owen Sound

Asset Category: Buildings

Description

Replace existing exterior lighting with new LED Energy star rated fixtures. New LED provide brighter light and last longer.

Justification

Increased hydro costs with current lighting fixtures. New LED reduce overall electrical costs and provide a greater life cycle of the fixture.

10 Year Capital Forecast

	2026	2027	2028	2029	2030	2031	2032	2033	2034	2035	10 Year Total
64403 - Bldg Contracted Services	$0	$0	$0	$0	$0	$0	$0	$0	$40,000	$0	$40,000
Grand Total	**$0**	**$0**	**$0**	**$0**	**$0**	**$0**	**$0**	**$0**	**$40,000**	**$0**	**$40,000**

10 Year Operating Impacts - None

LHC-0249 - Fencing Replacement (40 Artemesia, Dundalk)

Project Status: Rolled Forward

Project Type: Human Services - Housing

Region: Southgate

Asset Category: Buildings

Description

Replace existing fence that if unlevel and uneven with new wood/chain link fence

Justification

Repairs need to fix portions of will be required and complaints from neighboring properties.

10 Year Capital Forecast

	2026	2027	2028	2029	2030	2031	2032	2033	2034	2035	10 Year Total
64429 - Site Maintenance	$0	$0	$0	$0	$0	$0	$0	$0	$35,000	$0	$35,000
Grand Total	**$0**	**$0**	**$0**	**$0**	**$0**	**$0**	**$0**	**$0**	**$35,000**	**$0**	**$35,000**

10 Year Operating Impacts - None

LHC-0250 - Parking Lot (159 Parker St, Meaford)

Project Status: Rolled Forward

Project Type: Human Services - Housing

Region: Meaford

Asset Category: Buildings

Description

Replace existing asphalt parking lot with new granular base material and asphalt layer. New painted parking lot lines and barrier free symbols

Justification

Increase risk of slips and falls. Repairs costs for filling in potholes.

10 Year Capital Forecast

	2026	2027	2028	2029	2030	2031	2032	2033	2034	2035	10 Year Total
64429 - Site Maintenance	$0	$0	$0	$0	$0	$0	$0	$0	$0	$70,000	$70,000
Grand Total	**$0**	**$0**	**$0**	**$0**	**$0**	**$0**	**$0**	**$0**	**$0**	**$70,000**	**$70,000**

10 Year Operating Impacts - None

LHC-0251 - Patio Doors (130 Albert Street, Meaford)

Project Status: Rolled Forward

Project Type: Human Services - Housing

Region: Meaford

Asset Category: Buildings

Description

Replace exterior doors to units with new Fiberglass insulated doors that are energy star rated.

Justification

Replace with new energy star rated doors to reduces in heating costs. Damage to building envelope if not replaced

10 Year Capital Forecast

	2026	2027	2028	2029	2030	2031	2032	2033	2034	2035	10 Year Total
64403 - Bldg Contracted Services	$0	$0	$0	$0	$0	$0	$0	$0	$62,500	$0	$62,500
Grand Total	**$0**	**$0**	**$0**	**$0**	**$0**	**$0**	**$0**	**$0**	**$62,500**	**$0**	**$62,500**

10 Year Operating Impacts - None

LHC-0252 - Patio Door Replacement (481 11th Street, Hanover)

Project Status: Rolled Forward

Project Type: Human Services - Housing

Region: Hanover

Asset Category: Buildings

Description

Replace exterior doors to units with new Fiberglass insulated doors that are energy star rated.

Justification

Replace with new energy star rated doors to reduces in heating costs. Damage to building envelope if not replaced

10 Year Capital Forecast

	2026	2027	2028	2029	2030	2031	2032	2033	2034	2035	10 Year Total
64403 - Bldg Contracted Services	$0	$0	$0	$0	$0	$0	$0	$0	$57,000	$0	$57,000
Grand Total	**$0**	**$0**	**$0**	**$0**	**$0**	**$0**	**$0**	**$0**	**$57,000**	**$0**	**$57,000**

10 Year Operating Impacts - None

LHC-0253 - Patio Door Replacement (121 William St, Meaford)

Project Status: Rolled Forward

Project Type: Human Services - Housing

Region: Hanover

Asset Category: Buildings

Description

Replace existing patios with poured in place concrete slab with new metal and wood privacy dividers.

Justification

Patios are uneven with increase risk for trips and falls. Wood starting to decay due to age and life cycle

10 Year Capital Forecast

	2026	2027	2028	2029	2030	2031	2032	2033	2034	2035	10 Year Total
64429 - Site Maintenance	$0	$0	$0	$0	$0	$0	$0	$0	$240,000	$0	$240,000
Grand Total	**$0**	**$0**	**$0**	**$0**	**$0**	**$0**	**$0**	**$0**	**$240,000**	**$0**	**$240,000**

10 Year Operating Impacts - None

LHC-0254 - Siding Replacement (Westmount Family Units)

Project Status: Rolled Forward

Project Type: Human Services - Housing

Region: Owen Sound

Asset Category: Buildings

Description

Replace existing siding with pre finished siding and exterior insulation. Newer materials will add for longer life cycle of building.

Justification

Damage to interior finishes or structure due to water infiltration.

10 Year Capital Forecast

	2026	2027	2028	2029	2030	2031	2032	2033	2034	2035	10 Year Total
64403 - Bldg Contracted Services	$0	$0	$0	$0	$0	$0	$0	$0	$64,000	$0	$64,000
Grand Total	**$0**	**$0**	**$0**	**$0**	**$0**	**$0**	**$0**	**$0**	**$64,000**	**$0**	**$64,000**

10 Year Operating Impacts - None

LHC-0255 - Site Lighting (40 Artemesia, Dundalk)

Project Status: Rolled Forward

Project Type: Human Services - Housing

Region: Southgate

Asset Category: Buildings

Description

Replace existing exterior lighting with new LED Energy star rated fixtures. New LED provide brighter light and last longer.

Justification

Increased hydro costs with current lighting fixtures. New LED reduce overall electrical costs and provide a greater life cycle of the fixture

10 Year Capital Forecast

	2026	2027	2028	2029	2030	2031	2032	2033	2034	2035	10 Year Total
64403 - Bldg Contracted Services	$0	$0	$0	$0	$0	$0	$0	$0	$6,000	$0	$6,000
Grand Total	**$0**	**$0**	**$0**	**$0**	**$0**	**$0**	**$0**	**$0**	**$6,000**	**$0**	**$6,000**

10 Year Operating Impacts - None

LHC-0256 - Solar Panel Replacements (305 14th St W, Owen Sound)

Project Status: Rolled Forward

Project Type: Human Services - Housing

Region: Owen Sound

Asset Category: Buildings

Description

Replace existing roof top panels with newer more efficient models. Helps to decrease hot water usage in building.

Justification

Increased operating costs of heating the hot water to the entire building.

10 Year Capital Forecast

	2026	2027	2028	2029	2030	2031	2032	2033	2034	2035	10 Year Total
64403 - Bldg Contracted Services	$0	$0	$0	$0	$0	$0	$0	$0	$100,000	$0	$100,000
Grand Total	**$0**	**$0**	**$0**	**$0**	**$0**	**$0**	**$0**	**$0**	**$100,000**	**$0**	**$100,000**

10 Year Operating Impacts - None

LHC-0257 - Unit Patio Doors (305 14th St W, Owen Sound)

Project Status: Rolled Forward

Project Type: Human Services - Housing

Region: Owen Sound

Asset Category: Buildings

Description

Replace exterior doors to units with new Fiberglass insulated doors that are energy star rated

Justification

Replace with new energy star rated doors to reduces in heating costs. Damage to building envelope if not replaced.

10 Year Capital Forecast

	2026	2027	2028	2029	2030	2031	2032	2033	2034	2035	10 Year Total
49400 - Transfer From Reserve	$0	$0	$0	$0	$0	$0	$0	$0	($220,000)	$0	($220,000)
64403 - Bldg Contracted Services	$0	$0	$0	$0	$0	$0	$0	$0	$374,000	$0	$374,000
Grand Total	**$0**	**$0**	**$0**	**$0**	**$0**	**$0**	**$0**	**$0**	**$154,000**	**$0**	**$154,000**

10 Year Operating Impacts - None

LHC-0258 - Water Pipe Replacements (159 Parker St, Meaford)

Project Status: Rolled Forward

Project Type: Human Services - Housing

Region: Meaford

Asset Category: Buildings

Description

Replace existing water pipes and circulation pipes to building. Insulate both hot and cold water lines for greater efficiency.

Justification

Increase operating costs due to repairs and pin holes leaks in the copper piping.

10 Year Capital Forecast

	2026	2027	2028	2029	2030	2031	2032	2033	2034	2035	10 Year Total
64403 - Bldg Contracted Services	$0	$0	$0	$0	$0	$0	$0	$0	$150,000	$0	$150,000
Grand Total	**$0**	**$0**	**$0**	**$0**	**$0**	**$0**	**$0**	**$0**	**$150,000**	**$0**	**$150,000**

10 Year Operating Impacts - None

LHC-0259 - Kitchen Rebuilds (50 McNab, Chatsworth)

Project Status: Rolled Forward

Project Type: Human Services - Housing

Region: Chatsworth

Asset Category: Buildings

Description

Replace existing cabinets and drawers that are at end of life.

Justification

New countertop and backsplash to be installed to reduce damage to unit. New plumbing and electrical fixtures to be installed to reduce energy costs. All electrical to be brought up to current codes.

10 Year Capital Forecast

	2026	2027	2028	2029	2030	2031	2032	2033	2034	2035	10 Year Total
64407 - Kitchen & Bath Renovation	$0	$0	$0	$0	$0	$0	$0	$0	$0	$264,000	$264,000
Grand Total	**$0**	**$0**	**$0**	**$0**	**$0**	**$0**	**$0**	**$0**	**$0**	**$264,000**	**$264,000**

10 Year Operating Impacts - None

LHC-0260 - Common Area Lighting (181 Victoria St, Dundalk)

Project Status: Rolled Forward

Project Type: Human Services - Housing

Region: Southgate

Asset Category: Bridges

Description

Replace existing common area lighting with new LED Energy star rated fixtures. New LED provide brighter light and last longer.

Justification

Increased hydro costs with current lighting fixtures. New LED reduce overall electrical costs and provide a greater life cycle of the fixture.

10 Year Capital Forecast

	2026	2027	2028	2029	2030	2031	2032	2033	2034	2035	10 Year Total
64403 - Bldg Contracted Services	$0	$0	$0	$0	$0	$0	$0	$0	$0	$105,300	$105,300
Grand Total	**$0**	**$0**	**$0**	**$0**	**$0**	**$0**	**$0**	**$0**	**$0**	**$105,300**	**$105,300**

10 Year Operating Impacts - None

LHC-0261 - Exterior Door Replacement (Durham Family Units)

Project Status: Rolled Forward

Project Type: Human Services - Housing

Region: West Grey

Asset Category: Buildings

Description

Replace exterior doors to units with new Fiberglass insulated doors that are energy star rated.

Justification

Replace with new energy star rated doors to reduces in heating costs. Damage to building envelope if not replaced.

10 Year Capital Forecast

	2026	2027	2028	2029	2030	2031	2032	2033	2034	2035	10 Year Total
64403 - Bldg Contracted Services	$0	$0	$0	$0	$0	$0	$0	$0	$0	$24,000	$24,000
Grand Total	**$0**	**$0**	**$0**	**$0**	**$0**	**$0**	**$0**	**$0**	**$0**	**$24,000**	**$24,000**

10 Year Operating Impacts - None

LHC-0262 - Interior Hollow Metal Doors (208 Queen St, Durham)

Project Status: New

Project Type: Human Services - Housing

Region: West Grey

Asset Category: Buildings

Description

Replacement of interior metal doors in accordance with BCAs

Justification

Doors deteriorate over time and require replacement for security and climate control reasons.

10 Year Capital Forecast

	2026	2027	2028	2029	2030	2031	2032	2033	2034	2035	10 Year Total
64403 - Bldg Contracted Services	$0	$0	$0	$0	$0	$0	$0	$0	$0	$12,000	$12,000
Grand Total	**$0**	**$0**	**$0**	**$0**	**$0**	**$0**	**$0**	**$0**	**$0**	**$12,000**	**$12,000**

10 Year Operating Impacts - None

LHC-0263 - Water System Pressure Tanks (43 Hill St, Flesherton)

Project Status: New

Project Type: Human Services - Housing

Region: Grey Highlands

Asset Category: Buildings

Description

Replacement of the water system pressure tanks in accordance with the BCAs.

Justification

Routine replacement of water system pressure tanks prevents costly repairs.

10 Year Capital Forecast

	2026	2027	2028	2029	2030	2031	2032	2033	2034	2035	10 Year Total
64403 - Bldg Contracted Services	$0	$0	$0	$0	$0	$0	$0	$0	$0	$8,000	$8,000
Grand Total	**$0**	**$0**	**$0**	**$0**	**$0**	**$0**	**$0**	**$0**	**$0**	**$8,000**	**$8,000**

10 Year Operating Impacts - None

LHC-0264 - Generator Replacement (43 Hill St, Flesherton)

Project Status: New

Project Type: Human Services - Housing

Region: Grey Highlands

Asset Category: Machinery & Equipment

Description

Lifecycle replacement of the generator unit at 43 Hill St, Flesherton.

Justification

Generators provide essential backup power source and must be routinely replaced to avoid costly repairs.

10 Year Capital Forecast

	2026	2027	2028	2029	2030	2031	2032	2033	2034	2035	10 Year Total
64403 - Bldg Contracted Services	$0	$0	$0	$0	$0	$0	$0	$0	$0	$75,000	$75,000
Grand Total	**$0**	**$0**	**$0**	**$0**	**$0**	**$0**	**$0**	**$0**	**$0**	**$75,000**	**$75,000**

10 Year Operating Impacts - None

LHC-0265 - Aluminum-framed Main Entrance Doors (250 12th Ave, Hanover)

Project Status: Rolled Forward

Project Type: Human Services - Housing

Region: Hanover

Asset Category: Buildings

Description

Replace front doors on vestibule leading into the building to provide safer and better access into and from the building.

Justification

Improves building security and improves energy efficiency.

10 Year Capital Forecast

	2026	2027	2028	2029	2030	2031	2032	2033	2034	2035	10 Year Total
64403 - Bldg Contracted Services	$0	$0	$0	$0	$0	$0	$0	$0	$0	$15,000	$15,000
Grand Total	**$0**	**$0**	**$0**	**$0**	**$0**	**$0**	**$0**	**$0**	**$0**	**$15,000**	**$15,000**

10 Year Operating Impacts - None

LHC-0266 - Air Makeup Replacement (250 12th Ave, Hanover)

Project Status: Rolled Forward

Project Type: Human Services - Housing

Region: Hanover

Asset Category: Buildings

Description

Replace existing air make with larger more efficient model.

Justification

Reduces operating costs of the building and provides more fresh air.

10 Year Capital Forecast

	2026	2027	2028	2029	2030	2031	2032	2033	2034	2035	10 Year Total
64471 - Air Make Up System Repairs	$0	$0	$0	$0	$0	$0	$0	$0	$0	$150,000	$150,000
Grand Total	**$0**	**$0**	**$0**	**$0**	**$0**	**$0**	**$0**	**$0**	**$0**	**$150,000**	**$150,000**

10 Year Operating Impacts - None

LHC-0267 - Kitchen Replacements (250 12th Ave, Hanover)

Project Status: Rolled Forward

Project Type: Human Services - Housing

Region: Hanover

Asset Category: Buildings

Description

Replace existing cabinets, countertops, sink and light fixtures in units. Current kitchens are at end of life and are showing signs of wear. New LED fixtures to be installed along with wider opening for larger fridges. Low maintenance countertops to be installed. ADA faucet to be installed.

Justification

Hard to find contractors to replace kitchens on move outs as time requirements. Increase in maintenance requests to fix drawers/doors.

10 Year Capital Forecast

	2026	2027	2028	2029	2030	2031	2032	2033	2034	2035	10 Year Total
64407 - Kitchen & Bath Renovation	$0	$0	$0	$0	$0	$0	$0	$0	$0	$300,000	$300,000
Grand Total	**$0**	**$0**	**$0**	**$0**	**$0**	**$0**	**$0**	**$0**	**$0**	**$300,000**	**$300,000**

10 Year Operating Impacts - None

LHC-0268 - Flooring Replacement (Main St, Holstein)

Project Status: Rolled Forward

Project Type: Human Services - Housing

Region: Southgate

Asset Category: Buildings

Description

Replace existing carpet with low maintenance slip resistant flooring.

Justification

Reduces operating costs for floor cleaning.

10 Year Capital Forecast

	2026	2027	2028	2029	2030	2031	2032	2033	2034	2035	10 Year Total
64403 - Bldg Contracted Services	$0	$0	$0	$0	$0	$0	$0	$0	$0	$75,000	$75,000
Grand Total	**$0**	**$0**	**$0**	**$0**	**$0**	**$0**	**$0**	**$0**	**$0**	**$75,000**	**$75,000**

10 Year Operating Impacts - None

LHC-0269 - Common Area and Site Lighting (99 Argyle St, Markdale)

Project Status: Rolled Forward

Project Type: Human Services - Housing

Region: Grey Highlands

Asset Category: Buildings

Description

Replace existing common area and site lighting with new LED Energy star rated fixtures. New LED provide brighter light and last longer.

Justification

Increased hydro costs with current lighting fixtures. New LED reduce overall electrical costs and provide a greater life cycle of the fixture.

10 Year Capital Forecast

	2026	2027	2028	2029	2030	2031	2032	2033	2034	2035	10 Year Total
64403 - Bldg Contracted Services	$0	$0	$0	$0	$0	$0	$0	$0	$0	$7,000	$7,000
Grand Total	**$0**	**$0**	**$0**	**$0**	**$0**	**$0**	**$0**	**$0**	**$0**	**$7,000**	**$7,000**

10 Year Operating Impacts - None

LHC-0270 - Tile Flooring Replacement (100 Margaret Elizabeth, Markdale)

Project Status: Rolled Forward

Project Type: Human Services - Housing

Region: Hanover

Asset Category: Buildings

Description

Replace existing carpet with low maintenance slip resistant flooring.

Justification

Reduces operating costs for floor cleaning.

10 Year Capital Forecast

	2026	2027	2028	2029	2030	2031	2032	2033	2034	2035	10 Year Total
64403 - Bldg Contracted Services	$0	$0	$0	$0	$0	$0	$0	$0	$0	$16,300	$16,300
Grand Total	**$0**	**$0**	**$0**	**$0**	**$0**	**$0**	**$0**	**$0**	**$0**	**$16,300**	**$16,300**

10 Year Operating Impacts - None

LHC-0271 - Concrete Pads and Walkways (157 Nelson St, Meaford)

Project Status: New

Project Type: Human Services - Housing

Region: Meaford

Asset Category: Buildings

Description

Replacement of existing concrete pads and walkways.

Justification

Patio pavers and uneven and create trip hazards.

10 Year Capital Forecast

	2026	2027	2028	2029	2030	2031	2032	2033	2034	2035	10 Year Total
64403 - Bldg Contracted Services	$0	$0	$0	$0	$0	$0	$0	$0	$0	$30,000	$30,000
Grand Total	**$0**	**$0**	**$0**	**$0**	**$0**	**$0**	**$0**	**$0**	**$0**	**$30,000**	**$30,000**

10 Year Operating Impacts - None

LHC-0272 - Common Area Flooring (130 Albert Street, Meaford) - Copy

Project Status: Rolled Forward

Project Type: Human Services - Housing

Region: Meaford

Asset Category: Buildings

Description

Replace existing flooring with slip resistant flooring.

Justification

Will reduce operating cleaning costs and reduce health and safety concerns

10 Year Capital Forecast

	2026	2027	2028	2029	2030	2031	2032	2033	2034	2035	10 Year Total
64403 - Bldg Contracted Services	$0	$0	$0	$0	$0	$0	$0	$0	$0	$12,000	$12,000
Grand Total	**$0**	**$0**	**$0**	**$0**	**$0**	**$0**	**$0**	**$0**	**$0**	**$12,000**	**$12,000**

10 Year Operating Impacts - None

LHC-0273 - Mechanical Equipment Upgrades (130 Albert St, Meaford)

Project Status: New

Project Type: Human Services - Housing

Region: Meaford

Asset Category: Buildings

Description

Includes replacement of the air make up units, condenser and heat recovery ventilator (HRV) system.

Justification

Provides essential quality of life for climate of units and avoids costly interim repairs.

10 Year Capital Forecast

	2026	2027	2028	2029	2030	2031	2032	2033	2034	2035	10 Year Total
64403 - Bldg Contracted Services	$0	$0	$0	$0	$0	$0	$0	$0	$0	$75,000	$75,000
64471 - Air Make Up System Repairs	$0	$0	$0	$0	$0	$0	$0	$0	$0	$100,000	$100,000
Grand Total	**$0**	**$0**	**$0**	**$0**	**$0**	**$0**	**$0**	**$0**	**$0**	**$175,000**	**$175,000**

10 Year Operating Impacts - None

LHC-0273 - Mechanical Equipment Upgrades (130 Albert St, Meaford)

Project Status: New

Project Type: Human Services - Housing

Region: Meaford

Asset Category: Buildings

Description

Includes replacement of the air make up units, condenser and heat recovery ventilator (HRV) system.

Justification

Provides essential quality of life for climate of units and avoids costly interim repairs.

10 Year Capital Forecast

	2026	2027	2028	2029	2030	2031	2032	2033	2034	2035	10 Year Total
64403 - Bldg Contracted Services	$0	$0	$0	$0	$0	$0	$0	$0	$0	$75,000	$75,000
64471 - Air Make Up System Repairs	$0	$0	$0	$0	$0	$0	$0	$0	$0	$100,000	$100,000
Grand Total	**$0**	**$0**	**$0**	**$0**	**$0**	**$0**	**$0**	**$0**	**$0**	**$175,000**	**$175,000**

10 Year Operating Impacts - None

LHC-0274 - Unit Entry Doors (130 Albert St, Meaford)

Project Status: Rolled Forward

Project Type: Human Services - Housing

Region: Meaford

Asset Category: Buildings

Description

Replace wooden doors with fire resistant metal doors

Justification

If not replaced doors will become more damaged and not provide adequate fire rating in the case of an emergency.

10 Year Capital Forecast

	2026	2027	2028	2029	2030	2031	2032	2033	2034	2035	10 Year Total
64403 - Bldg Contracted Services	$0	$0	$0	$0	$0	$0	$0	$0	$0	$55,000	$55,000
Grand Total	**$0**	**$0**	**$0**	**$0**	**$0**	**$0**	**$0**	**$0**	**$0**	**$55,000**	**$55,000**

10 Year Operating Impacts - None

LHC-0275 - Bathroom Replacement (7th, 8th and 16th St, Owen Sound)

Project Status: Rolled Forward

Project Type: Human Services - Housing

Region: Hanover

Asset Category: Buildings

Description

Replace tenant bathrooms with new toilets, tub and tub surround and energy saving plumbing fixtures.

Justification

Plumbing fixtures to be upgraded to energy saving models. Electrical to be brought up to current codes along with installing new LED light fixtures. Solid surfaces around tub surrounds allow for greater life cycle.

10 Year Capital Forecast

	2026	2027	2028	2029	2030	2031	2032	2033	2034	2035	10 Year Total
64407 - Kitchen & Bath Renovation	$0	$0	$0	$0	$0	$0	$0	$0	$0	$384,000	$384,000
Grand Total	**$0**	**$0**	**$0**	**$0**	**$0**	**$0**	**$0**	**$0**	**$0**	**$384,000**	**$384,000**

10 Year Operating Impacts - None

LHC-0276 - Common Area Lighting and Exit Signage (650 4th St A East, Owen Sound)

Project Status: Rolled Forward

Project Type: Human Services - Housing

Region: Meaford

Asset Category: Buildings

Description

Replace existing common area and exit signage lighting with new LED Energy star rated fixtures. New LED provide brighter light and last longer.

Justification

Increased hydro costs with current lighting fixtures. New LED reduce overall electrical costs and provide a greater life cycle of the fixture.

10 Year Capital Forecast

	2026	2027	2028	2029	2030	2031	2032	2033	2034	2035	10 Year Total
64403 - Bldg Contracted Services	$0	$0	$0	$0	$0	$0	$0	$0	$0	$37,000	$37,000
Grand Total	**$0**	**$0**	**$0**	**$0**	**$0**	**$0**	**$0**	**$0**	**$0**	**$37,000**	**$37,000**

10 Year Operating Impacts - None

LHC-0277 - Elevator Replacement (225 14th St W, Owen Sound)

Project Status: Rolled Forward

Project Type: Human Services - Housing

Region: Owen Sound

Asset Category: Buildings

Description

Replacement of external and internal parts of elevator, hard to find replacement parts and leading to longer down times. Project moved up due to equipment supply chain issues.

Justification

On going maintenance issues along with obsolete parts lead to longer down time of elevator. New modernization will reduce ongoing maintenance issues, reduce service interuptions and bring the equipment up to current safety standards.

10 Year Capital Forecast

	2026	2027	2028	2029	2030	2031	2032	2033	2034	2035	10 Year Total
52000 - Federal Conditional Grant	($39,000)	$0	$0	$0	$0	$0	$0	$0	$0	$0	($39,000)
64423 - Elevator Maintenance	$130,000	$0	$0	$0	$0	$0	$0	$0	$0	$0	$130,000
Grand Total	**$91,000**	**$0**	**$0**	**$0**	**$0**	**$0**	**$0**	**$0**	**$0**	**$0**	**$91,000**

10 Year Operating Impacts - None

LHC-0278 - Unit Entry Doors (305 14th St W, Owen Sound)

Project Status: Rolled Forward

Project Type: Human Services - Housing

Region: Owen Sound

Asset Category: Buildings

Description

Replace unit doors with metal fire resistant doors

Justification

Improves tenant safety and reduces heating costs

10 Year Capital Forecast

	2026	2027	2028	2029	2030	2031	2032	2033	2034	2035	10 Year Total
64403 - Bldg Contracted Services	$0	$0	$0	$0	$0	$0	$0	$0	$0	$317,500	$317,500
Grand Total	**$0**	**$0**	**$0**	**$0**	**$0**	**$0**	**$0**	**$0**	**$0**	**$317,500**	**$317,500**

10 Year Operating Impacts - None

LHC-0279 - Elevator Replacement (81 Bruce St, Thornbury)

Project Status: Rolled Forward

Project Type: Human Services - Housing

Region: Owen Sound

Asset Category: Buildings

Description

Replacement of external and internal parts of elevator, hard to find replacement parts and leading to longer down times. Project moved up due to equipment supply chain issues.

Justification

On going maintenance issues along with obsolete parts lead to longer down time of elevator. New modernization will reduce ongoing maintenance issues, reduce service interuptions and bring the equipment up to current safety standards.

10 Year Capital Forecast

	2026	2027	2028	2029	2030	2031	2032	2033	2034	2035	10 Year Total
52000 - Federal Conditional Grant	($39,000)	$0	$0	$0	$0	$0	$0	$0	$0	$0	($39,000)
64423 - Elevator Maintenance	$130,000	$0	$0	$0	$0	$0	$0	$0	$0	$0	$130,000
Grand Total	**$91,000**	**$0**	**$0**	**$0**	**$0**	**$0**	**$0**	**$0**	**$0**	**$0**	**$91,000**

10 Year Operating Impacts - None

LHC-0280 - Balcony Railing Replacement (81 Bruce St, Thornbury)

Project Status: Rolled Forward

Project Type: Human Services - Housing

Region: The Blue Mountains

Asset Category: Buildings

Description

Replace existing balcony coverings with new slip resistant covering to protect structure below.

Justification

Improves accessibility and safety of building

10 Year Capital Forecast

	2026	2027	2028	2029	2030	2031	2032	2033	2034	2035	10 Year Total
64429 - Site Maintenance	$0	$0	$0	$0	$0	$0	$0	$0	$0	$80,000	$80,000
Grand Total	**$0**	**$0**	**$0**	**$0**	**$0**	**$0**	**$0**	**$0**	**$0**	**$80,000**	**$80,000**

10 Year Operating Impacts - None

LHC-0281 - Exterior Door Replacement (50 McNab, Chatsworth)

Project Status: Rolled Forward

Project Type: Human Services - Housing

Region: Chatsworth

Asset Category: Buildings

Description

Replace exterior doors to units with new Fiberglass insulated doors that are energy star rated. 23 doors to be replaced.

Justification

Replace with new energy star rated doors to reduces in heating costs. Damage to building envelope if not replaced.

10 Year Capital Forecast

	2026	2027	2028	2029	2030	2031	2032	2033	2034	2035	10 Year Total
64403 - Bldg Contracted Services	$0	$0	$0	$0	$0	$0	$0	$0	$0	$39,100	$39,100
Grand Total	**$0**	**$0**	**$0**	**$0**	**$0**	**$0**	**$0**	**$0**	**$0**	**$39,100**	**$39,100**

10 Year Operating Impacts - None

LHC-0282 - Unit Entry Doors (40 Artemesia St, Dundalk

Project Status: Rolled Forward

Project Type: Human Services - Housing

Region: Grey Highlands

Asset Category: Buildings

Description

Replace wooden doors with fire resistant metal doors

Justification

If not replaced doors will become more damaged and not provide adequate fire rating in the case of an emergency.

10 Year Capital Forecast

	2026	2027	2028	2029	2030	2031	2032	2033	2034	2035	10 Year Total
64403 - Bldg Contracted Services	$0	$0	$0	$0	$0	$0	$0	$0	$0	$23,800	$23,800
Grand Total	**$0**	**$0**	**$0**	**$0**	**$0**	**$0**	**$0**	**$0**	**$0**	**$23,800**	**$23,800**

10 Year Operating Impacts - None

LHC-0283 - Door replacements (General)

Project Status: New

Project Type: Human Services - Housing

Region: Grey County

Asset Category: Buildings

Description

Door replacements required at various locations.

Justification

Deteriorated door systems poses security issues, and this project in 2026 presents the ability to leverage 30% of project costs eligible for grant funding.

10 Year Capital Forecast

	2026	2027	2028	2029	2030	2031	2032	2033	2034	2035	10 Year Total
52000 - Federal Conditional Grant	($15,000)	$0	$0	$0	$0	$0	$0	$0	$0	$0	($15,000)
64403 - Bldg Contracted Services	$50,000	$0	$0	$0	$0	$0	$0	$0	$0	$0	$50,000
Grand Total	**$35,000**	**$0**	**$0**	**$0**	**$0**	**$0**	**$0**	**$0**	**$0**	**$0**	**$35,000**

10 Year Operating Impacts - None

Long Term Care

Grey County Long-Term Care provides compassionate, resident-centered care across three homes in our community – Grey Gables in Markdale, Lee Manor in Owen Sound, and Rockwood Terrace in Durham. Dedicated staff deliver a comprehensive range of services to meet residents' physical, emotional, social, and spiritual needs, including 24-hour nursing care. Grey County long-term care homes offer comfortable environments that promote dignity, independence, and quality of life for residents.

Grey County is currently building a new 128-bed long-term care home in Durham to replace the existing Rockwood Terrace home, with an anticipated opening date in early 2027.

Lee Manor, in Owen Sound.

Rockwood Terrace, in Durham.

Grey Gables, in Markdale.

Aerial image of the Rockwood Terrace construction site.

Long Term Care - Summary Capital Summary - All Departments 2026 Budget

Revenues

	2025 Budget	2025 Year End Projection	2026 Budget	2026 vs 2025 Budget	2027 Projection	2027 vs 2026 Budget
49400 - Transfer From Reserve	($1,349,200)	($1,349,200)	($3,088,000)	($1,738,800)	($674,800)	$2,413,200
50000 - Serial Debentures	$0	$0	$0	$0	($54,000,000)	($54,000,000)
50001 - Construction Loan	($39,350,000)	($12,542,700)	($36,075,500)	$3,274,500	($5,047,600)	$31,027,900
51100 - Provincial Conditional Grant	($9,311,800)	($9,028,900)	$0	$9,311,800	($1,451,200)	($1,451,200)
51133 - Minor Capital Subsidy	($466,800)	($466,800)	($365,000)	$101,800	($365,000)	$0
Grand Total	**($50,477,800)**	**($23,387,600)**	**($39,528,500)**	**$10,949,300**	**($61,538,600)**	**($22,010,100)**

Other Expenses

	2025 Budget	2025 Year End Projection	2026 Budget	2026 vs 2025 Budget	2027 Projection	2027 vs 2026 Budget
62210 - Debenture - Interest Payments	$20,300	$20,300	$20,300	$0	$2,480,000	$2,459,700
62211 - Construction Loan Interest	$974,800	$0	$998,700	$23,900	$581,700	($417,000)
63041 - Computer Purchase	$56,800	$56,800	$57,200	$400	$55,000	($2,200)
63042 - Equip/Furniture Purchases	$327,600	$327,600	$356,100	$28,500	$5,304,700	$4,948,600
63043 - PlayBased Material & Equipment	($110,000)	($110,000)	$0	$110,000	$0	$0
63044 - Fall Prevention Equipment	$10,000	$0	$0	($10,000)	$0	$0
63070 - Other Materials & Services	$0	$0	$0	$0	$0	$0
63403 - Maintenance of Buildings	$1,581,500	$1,591,500	$3,058,000	$1,476,500	$1,225,000	($1,833,000)
63531 - Other Expenditure Recovery	($120,400)	$0	$0	$120,400	$0	$0
64100 - Legal Fees	$0	$0	$0	$0	$0	$0

	2025 Budget	2025 Year End Projection	2026 Budget	2026 vs 2025 Budget	2027 Projection	2027 vs 2026 Budget
64102 - Professional & Consulting Fees	$3,161,100	$937,000	$1,476,300	($1,684,800)	$0	($1,476,300)
64429 - Site Maintenance	$952,900	$1,929,300	$2,007,900	$1,055,000	$0	($2,007,900)
64500 - Buildings/Renovations	$46,787,300	$21,799,200	$34,748,500	($12,038,800)	$0	($34,748,500)
68210 - Debenture/Debt Principal Pmts.	$52,900	$52,900	$52,900	$0	$55,023,700	$54,970,800
69100 - Transfer to Reserves	$7,200	$0	$0	($7,200)	$185,400	$185,400
69106 - Transfer to Reserve Asset Mgmt	$0	$7,200	$0	$0	$0	$0
Grand Total	**$53,702,000**	**$26,611,800**	**$42,775,900**	**($10,926,100)**	**$64,855,500**	**$22,079,600**

Net Levy

	2025 Budget	2025 Year End Projection	2026 Budget	2026 vs 2025 Budget	2027 Projection	2027 vs 2026 Budget
Long Term Care	$3,224,200	$3,224,200	$3,247,400	$23,200	$3,316,900	$69,500

Long Term Care Capital Projects - 2026 - 2035 Total Expenditures

	2026	2027	2028	2029	2030	2031	2032	2033	2034	2035	10 Year Total
Human Services - LTC Grey Gables	**$1,464,900**	**$484,700**	**$531,100**	**$609,000**	**$421,800**	**$494,700**	**$409,900**	**$385,400**	**$411,200**	**$422,400**	**$5,635,100**
GGG-0001 - High-Low Beds/Mattresses	$10,500	$11,000	$11,500	$12,000	$12,500	$13,000	$13,500	$14,000	$14,500	$15,000	$127,500
GGG-0002 - Home Enhancements	$20,000	$10,000	$10,000	$10,000	$10,000	$10,000	$10,000	$10,000	$0	$10,000	$100,000
GGG-0003 - Information Technology	$17,200	$17,600	$18,000	$18,400	$18,800	$19,200	$19,600	$20,000	$20,400	$20,800	$190,000
GGG-0004 - Resident Lifts	$19,000	$19,500	$20,000	$20,500	$21,000	$21,500	$22,000	$22,500	$23,000	$23,000	$212,000
GGG-0005 - Copper Piping Replacement	$6,000	$6,100	$6,200	$6,300	$6,400	$6,500	$6,600	$6,700	$6,800	$6,900	$64,500
GGG-0006 - Dietary Equipment	$15,000	$40,000	$10,000	$20,000	$15,000	$15,000	$15,000	$20,000	$15,000	$15,000	$180,000
GGG-0007 - Furniture and Equipment Replacement	$5,500	$5,600	$5,700	$5,800	$5,900	$6,000	$6,100	$6,200	$6,300	$6,400	$59,500
GGG-0008 - Debenture Payment - Roof	$73,200	$73,200	$73,200	$73,200	$59,700	$0	$0	$0	$0	$0	$352,500
GGG-0009 - Heating and/or Cooling Systems	$0	$0	$0	$75,000	$40,000	$0	$0	$0	$0	$0	$115,000
GGG-0011 - Plumbing Fixture Replacement (Resident washrooms)	$15,000	$15,000	$15,000	$15,000	$15,000	$15,000	$15,000	$15,000	$15,000	$15,000	$150,000
GGG-0012 - Hot Water Heater Replacement	$0	$0	$0	$15,500	$0	$0	$0	$0	$15,000	$0	$30,500
GGG-0017 - Security System Upgrades	$0	$0	$0	$0	$15,000	$0	$0	$0	$0	$15,000	$30,000
GGG-0018 - Nurse Call Upgrades	$150,000	$0	$0	$0	$0	$0	$0	$0	$0	$0	$150,000
GGG-0019 - Parking Lots, Curbs and Guards	$490,900	$0	$0	$0	$0	$0	$0	$0	$0	$0	$490,900
GGG-0020 - Sidewalks/Walkways	$24,000	$0	$0	$0	$12,000	$0	$0	$0	$0	$0	$36,000
GGG-0021 - Window Replacement	$106,700	$106,700	$106,700	$0	$0	$0	$0	$0	$0	$0	$320,100
GGG-0022 - Floor Cleaning Machines - Replacement	$20,000	$0	$0	$0	$0	$20,000	$0	$0	$0	$0	$40,000
GGG-0023 - Elevator Upgrades	$121,900	$0	$0	$0	$0	$0	$0	$0	$0	$0	$121,900
GGG-0024 - Fencing - Memorial Garden	$50,000	$0	$0	$0	$0	$0	$0	$0	$0	$0	$50,000
GGG-0025 - Tub/Shower Room and Whirlpool Tubs	$135,000	$0	$0	$0	$0	$0	$0	$0	$0	$0	$135,000
GGG-0026 - Kitchenette redesign	$0	$150,000	$0	$0	$0	$0	$0	$0	$0	$0	$150,000

	2026	2027	2028	2029	2030	2031	2032	2033	2034	2035	10 Year Total
GGG-0027 - Water Softener Replacement	$0	$10,000	$0	$0	$0	$0	$0	$0	$0	$10,000	$20,000
GGG-0028 - Roof Insulation	$0	$0	$101,000	$0	$0	$0	$0	$0	$0	$0	$101,000
GGG-0029 - Electrical Distribution Panels	$0	$0	$26,200	$0	$0	$0	$0	$0	$0	$0	$26,200
GGG-0030 - Sanitary Piping	$0	$0	$7,600	$0	$0	$0	$0	$0	$0	$0	$7,600
GGG-0031 - Air Handling Unit HRU-1, HRU-2, HRU-3	$15,000	$0	$0	$0	$0	$0	$0	$0	$0	$0	$15,000
GGG-0032 - Laundry Equipment	$0	$0	$0	$10,000	$0	$10,000	$35,000	$0	$0	$0	$55,000
GGG-0033 - Wet Sprinkler System	$0	$0	$0	$327,300	$0	$0	$0	$0	$0	$0	$327,300
GGG-0034 - Long Term Care Area Floor Replacement	$0	$0	$0	$0	$0	$100,000	$0	$0	$0	$0	$100,000
GGG-0035 - Fire Panels	$140,000	$0	$0	$0	$0	$0	$0	$20,000	$0	$0	$160,000
GGG-0036 - Main and Intermediate Electrical Distribution	$0	$0	$0	$0	$0	$0	$0	$185,000	$0	$0	$185,000
GGG-0037 - Transfer To Reserve (BCA) Capital Asset Repairs & Replacement	$0	$20,000	$120,000	$0	$190,500	$258,500	$267,100	$66,000	$295,200	$285,300	$1,502,600
GGG-0040 - Eavestrough	$30,000	$0	$0	$0	$0	$0	$0	$0	$0	$0	$30,000
Human Services - LTC Lee Manor	**$1,920,900**	**$728,200**	**$477,000**	**$928,900**	**$300,000**	**$426,000**	**$280,900**	**$320,000**	**$749,600**	**$309,900**	**$6,441,400**
LLL-0001 - High-Low Beds/Mattresses	$37,000	$37,500	$38,000	$38,500	$39,000	$39,500	$40,000	$40,500	$41,000	$41,500	$392,500
LLL-0002 - Home Enhancements	$23,500	$24,000	$24,500	$25,000	$25,500	$26,000	$26,500	$27,000	$27,500	$28,000	$257,500
LLL-0003 - Resident Lifts	$29,000	$29,500	$30,000	$30,500	$31,000	$31,500	$32,000	$32,500	$33,000	$33,500	$312,500
LLL-0004 - Information Technology	$18,000	$15,000	$22,000	$35,000	$15,000	$20,000	$15,000	$25,000	$20,000	$25,000	$210,000
LLL-0005 - Dietary Equipment	$45,000	$40,000	$20,000	$35,000	$45,000	$20,000	$10,000	$130,000	$20,000	$20,000	$385,000
LLL-0006 - Floor Replacement	$215,000	$17,200	$17,500	$17,900	$18,500	$233,000	$19,000	$19,500	$162,500	$20,000	$740,100
LLL-0008 - Whirlpool Tubs	$135,000	$0	$0	$0	$0	$0	$0	$0	$0	$135,000	$270,000
LLL-0009 - Camera Replacement	$0	$0	$0	$60,000	$0	$0	$0	$0	$0	$0	$60,000
LLL-0010 - Draperies/Blinds	$0	$0	$0	$0	$0	$20,000	$20,000	$20,000	$0	$0	$60,000
LLL-0011 - Floor Cleaning Equipment Replacement	$0	$0	$0	$0	$0	$0	$0	$15,000	$0	$0	$15,000
LLL-0012 - Resident Home	$52,000	$0	$0	$0	$0	$0	$0	$0	$0	$0	$52,000

	2026	2027	2028	2029	2030	2031	2032	2033	2034	2035	10 Year Total
Area Furniture											
LLL-0013 - Roofing System	$25,000	$225,000	$0	$0	$0	$0	$0	$0	$0	$0	$250,000
LLL-0014 - Hot Water Heat Exchanger and Filter Replacement	$17,900	$0	$0	$0	$0	$0	$0	$0	$0	$0	$17,900
LLL-0015 - Driveway and Sidewalk Repair/Additions	$0	$0	$0	$585,000	$0	$0	$0	$0	$0	$0	$585,000
LLL-0016 - Furniture-Resident Lounges and Dining Rooms	$0	$0	$0	$0	$0	$0	$36,500	$0	$0	$0	$36,500
LLL-0020 - Refurbishment of Resident Common Area and Staff Area on Main Floor	$25,000	$0	$25,000	$102,000	$0	$0	$0	$0	$0	$0	$152,000
LLL-0022 - Wander Guard Replacement	$55,000	$0	$0	$0	$0	$0	$0	$0	$0	$0	$55,000
LLL-0024 - Nurse Call System Replacement	$150,000	$0	$0	$0	$0	$0	$0	$0	$0	$0	$150,000
LLL-0025 - Exterior Windows	$300,000	$300,000	$300,000	$0	$0	$0	$0	$0	$0	$0	$900,000
LLL-0026 - Hot Water Recirculation System	$109,700	$0	$0	$0	$0	$0	$0	$0	$0	$0	$109,700
LLL-0027 - Storm Sump Pumps	$0	$0	$0	$0	$0	$0	$0	$0	$30,000	$0	$30,000
LLL-0028 - Fencing Repairs	$30,000	$0	$0	$0	$0	$0	$0	$0	$0	$0	$30,000
LLL-0029 - Replacement of Split Air Conditioning Systems	$20,000	$0	$0	$0	$0	$0	$0	$0	$0	$0	$20,000
LLL-0030 - Emergency Generator Re-furbishment	$9,800	$0	$0	$0	$0	$0	$0	$0	$0	$0	$9,800
LLL-0031 - Dryer	$0	$10,000	$0	$0	$10,500	$10,500	$0	$10,500	$0	$0	$41,500
LLL-0032 - Rubber treads and Linoleum Landings - Stairwells	$0	$30,000	$0	$0	$0	$0	$0	$0	$0	$0	$30,000
LLL-0033 - Tractor Replacement	$0	$0	$0	$0	$55,000	$0	$0	$0	$0	$0	$55,000
LLL-0034 - Hydronic Pumps and Variable Speed Drives	$0	$0	$0	$0	$45,000	$0	$0	$0	$0	$0	$45,000
LLL-0035 - Blanket/Towel Warmers	$0	$0	$0	$0	$15,500	$10,500	$0	$0	$0	$0	$26,000
LLL-0036 - Door Keypad Replacement	$0	$0	$0	$0	$0	$15,000	$0	$0	$0	$0	$15,000
LLL-0037 - Replacement of Fire Alarm System - Detectors and Warning Devices	$0	$0	$0	$0	$0	$0	$30,000	$0	$0	$0	$30,000

	2026	2027	2028	2029	2030	2031	2032	2033	2034	2035	10 Year Total
LLL-0038 - Transfer To Reserve (BCA) Capital Asset Repairs & Replacement	$0	$0	$0	$0	$0	$0	$51,900	$0	$0	$6,900	$58,800
LLL-0039 - Building Automation System	$140,000	$0	$0	$0	$0	$0	$0	$0	$0	$0	$140,000
LLL-0040 - Nursing Station Remodel	$30,000	$0	$0	$0	$0	$0	$0	$0	$0	$0	$30,000
LLL-0041 - Replacement of Air Makeup System	$424,000	$0	$0	$0	$0	$0	$0	$0	$0	$0	$424,000
LLL-0043 - Balustrades, Screens and Interior Railing - Pipe and Tube Railings	$0	$0	$0	$0	$0	$0	$0	$0	$325,000	$0	$325,000
LLL-0044 - Concrete Block Retaining Wall	$0	$0	$0	$0	$0	$0	$0	$0	$30,000	$0	$30,000
LLL-0045 - Electrical Distribution Panels	$0	$0	$0	$0	$0	$0	$0	$0	$38,100	$0	$38,100
LLL-0046 - Interior Windows	$0	$0	$0	$0	$0	$0	$0	$0	$12,500	$0	$12,500
LLL-0047 - Utility Shed Replacements	$0	$0	$0	$0	$0	$0	$0	$0	$10,000	$0	$10,000
LLL-0049 - Evacuation Equipment	$30,000	$0	$0	$0	$0	$0	$0	$0	$0	$0	$30,000
Human Services - LTC Redevelopment	**$38,636,500**	**$63,059,800**	**$4,501,300**	**$4,501,300**	**$4,501,300**	**$4,501,300**	**$4,501,300**	**$4,501,300**	**$4,501,300**	**$4,501,300**	**$137,706,700**
LTC-0001 - Redevelopment Project	$38,636,500	$63,059,800	$4,501,300	$4,501,300	$4,501,300	$4,501,300	$4,501,300	$4,501,300	$4,501,300	$4,501,300	$137,706,700
Human Services - LTC Rockwood Terrace	**$388,600**	**$217,800**	**$283,600**	**$327,900**	**$457,500**	**$420,900**	**$469,900**	**$487,500**	**$443,900**	**$404,700**	**$3,902,300**
RRR-0001 - High-Low Beds/Mattresses	$0	$0	$0	$0	$0	$20,300	$20,700	$21,100	$21,500	$0	$83,600
RRR-0002 - Information Technology	$22,000	$22,400	$22,800	$40,000	$23,800	$24,300	$40,000	$30,000	$42,000	$30,000	$297,300
RRR-0003 - Resident Lifts	$30,000	$30,000	$31,000	$34,000	$47,000	$50,000	$35,500	$21,000	$37,000	$21,000	$336,500
RRR-0004 - Home Enhancements	$0	$0	$11,500	$0	$12,000	$12,000	$0	$15,000	$0	$0	$50,500
RRR-0005 - Domestic Water Supply and Distribution	$15,000	$0	$0	$0	$0	$0	$0	$0	$0	$0	$15,000
RRR-0006 - Replacement of Plumbing Fixtures	$10,000	$0	$0	$0	$0	$0	$0	$0	$0	$0	$10,000
RRR-0007 - Vinyl Flooring Replacement	$25,000	$0	$0	$0	$0	$0	$0	$0	$0	$0	$25,000
RRR-0008 - Window Replacement	$20,000	$0	$0	$0	$0	$0	$0	$0	$0	$0	$20,000
RRR-0009 - Whirlpool Tubs	$0	$0	$0	$0	$0	$0	$50,000	$52,000	$0	$0	$102,000
RRR-0010 - Medical Equipment	$11,000	$0	$0	$0	$14,600	$0	$0	$0	$0	$0	$25,600

	2026	2027	2028	2029	2030	2031	2032	2033	2034	2035	10 Year Total
RRR-0011 - Kitchen Equipment	$0	$0	$12,200	$0	$0	$0	$0	$15,000	$0	$0	$27,200
RRR-0012 - Replacement of Fire Pumps (Carry Over)	$19,500	$0	$0	$0	$0	$0	$0	$0	$0	$0	$19,500
RRR-0013 - Balcony Upgrades (Carry Over)	$26,200	$0	$0	$0	$0	$0	$0	$0	$0	$0	$26,200
RRR-0014 - Dryer	$8,600	$0	$0	$0	$0	$0	$0	$0	$0	$0	$8,600
RRR-0015 - Elevators	$11,000	$0	$0	$0	$0	$0	$0	$0	$0	$0	$11,000
RRR-0016 - Electrical Systems	$14,600	$0	$0	$0	$0	$0	$0	$0	$0	$0	$14,600
RRR-0017 - Mechanical Systems	$175,700	$0	$0	$0	$0	$0	$0	$0	$0	$0	$175,700
RRR-0018 - Tractor/Snowblower	$0	$0	$0	$0	$55,000	$0	$0	$0	$0	$0	$55,000
RRR-0019 - Transfer To Reserve (BCA) Capital Asset Repairs & Replacement	$0	$165,400	$206,100	$253,900	$305,100	$314,300	$323,700	$333,400	$343,400	$353,700	$2,599,000
Grand Total	**$42,410,900**	**$64,490,500**	**$5,793,000**	**$6,367,100**	**$5,680,600**	**$5,842,900**	**$5,662,000**	**$5,694,200**	**$6,106,000**	**$5,638,300**	**$153,685,500**

Grey Gables Highlights

Parking lot replacement, curbs and guards at Grey Gables.

Nurse call upgrades

Elevator upgrades

Memorial Garden fencing

Grey Gables Capital Summary
2026 Budget

Revenues

	2025 Budget	2025 Year End Projection	2026 Budget	2026 vs 2025 Budget	2027 Projection	2027 vs 2026 Budget
49400 - Transfer From Reserve	($686,300)	($686,300)	($1,172,000)	($485,700)	($183,000)	$989,000
51100 - Provincial Conditional Grant	$0	$0	$0	$0	$0	$0
51133 - Minor Capital Subsidy	($110,000)	($110,000)	($110,000)	$0	($110,000)	$0
Grand Total	**($796,300)**	**($796,300)**	**($1,282,000)**	**($485,700)**	**($293,000)**	**$989,000**

Other Expenses

	2025 Budget	2025 Year End Projection	2026 Budget	2026 vs 2025 Budget	2027 Projection	2027 vs 2026 Budget
62210 - Debenture - Interest Payments	$20,300	$20,300	$20,300	$0	$20,300	$0
63041 - Computer Purchase	$16,800	$16,800	$17,200	$400	$17,600	$400
63042 - Equip/Furniture Purchases	$75,500	$75,500	$90,000	$14,500	$86,100	($3,900)
63043 - PlayBased Material & Equipment	($110,000)	($110,000)	$0	$110,000	$0	$0
63070 - Other Materials & Services	$0	$0	$0	$0	$0	$0
63403 - Maintenance of Buildings	$490,900	$490,900	$829,600	$338,700	$397,800	($431,800)
64429 - Site Maintenance	$532,900	$532,900	$564,900	$32,000	$0	($564,900)
68210 - Debenture/Debt Principal Pmts.	$52,900	$52,900	$52,900	$0	$52,900	$0
69100 - Transfer to Reserves	$0	$0	$0	$0	$20,000	$20,000
Grand Total	**$1,079,300**	**$1,079,300**	**$1,574,900**	**$495,600**	**$594,700**	**($980,200)**

Net Levy

	2025 Budget	2025 Year End Projection	2026 Budget	2026 vs 2025 Budget	2027 Projection	2027 vs 2026 Budget
Grey Gables	$283,000	$283,000	$292,900	$9,900	$301,700	$8,800

Grey Gables Capital Projects - 2026 - 2035 Total Expenditures

	2026	2027	2028	2029	2030	2031	2032	2033	2034	2035	10 Year Total
GGG-0001 - High-Low Beds/Mattresses	$10,500	$11,000	$11,500	$12,000	$12,500	$13,000	$13,500	$14,000	$14,500	$15,000	$127,500
GGG-0002 - Home Enhancements	$20,000	$10,000	$10,000	$10,000	$10,000	$10,000	$10,000	$10,000	$0	$10,000	$100,000
GGG-0003 - Information Technology	$17,200	$17,600	$18,000	$18,400	$18,800	$19,200	$19,600	$20,000	$20,400	$20,800	$190,000
GGG-0004 - Resident Lifts	$19,000	$19,500	$20,000	$20,500	$21,000	$21,500	$22,000	$22,500	$23,000	$23,000	$212,000
GGG-0005 - Copper Piping Replacement	$6,000	$6,100	$6,200	$6,300	$6,400	$6,500	$6,600	$6,700	$6,800	$6,900	$64,500
GGG-0006 - Dietary Equipment	$15,000	$40,000	$10,000	$20,000	$15,000	$15,000	$15,000	$20,000	$15,000	$15,000	$180,000
GGG-0007 - Furniture and Equipment Replacement	$5,500	$5,600	$5,700	$5,800	$5,900	$6,000	$6,100	$6,200	$6,300	$6,400	$59,500
GGG-0008 - Debenture Payment - Roof	$73,200	$73,200	$73,200	$73,200	$59,700	$0	$0	$0	$0	$0	$352,500
GGG-0009 - Heating and/or Cooling Systems	$0	$0	$0	$75,000	$40,000	$0	$0	$0	$0	$0	$115,000
GGG-0011 - Plumbing Fixture Replacement (Resident washrooms)	$15,000	$15,000	$15,000	$15,000	$15,000	$15,000	$15,000	$15,000	$15,000	$15,000	$150,000
GGG-0012 - Hot Water Heater Replacement	$0	$0	$0	$15,500	$0	$0	$0	$0	$15,000	$0	$30,500
GGG-0017 - Security System Upgrades	$0	$0	$0	$0	$15,000	$0	$0	$0	$0	$15,000	$30,000
GGG-0018 - Nurse Call Upgrades	$150,000	$0	$0	$0	$0	$0	$0	$0	$0	$0	$150,000
GGG-0019 - Parking Lots, Curbs and Guards	$490,900	$0	$0	$0	$0	$0	$0	$0	$0	$0	$490,900
GGG-0020 - Sidewalks/Walkways	$24,000	$0	$0	$0	$12,000	$0	$0	$0	$0	$0	$36,000
GGG-0021 - Window Replacement	$106,700	$106,700	$106,700	$0	$0	$0	$0	$0	$0	$0	$320,100
GGG-0022 - Floor Cleaning Machines - Replacement	$20,000	$0	$0	$0	$0	$20,000	$0	$0	$0	$0	$40,000
GGG-0023 - Elevator Upgrades	$121,900	$0	$0	$0	$0	$0	$0	$0	$0	$0	$121,900
GGG-0024 - Fencing - Memorial Garden	$50,000	$0	$0	$0	$0	$0	$0	$0	$0	$0	$50,000
GGG-0025 - Tub/Shower Room and Whirlpool Tubs	$135,000	$0	$0	$0	$0	$0	$0	$0	$0	$0	$135,000
GGG-0026 - Kitchenette redesign	$0	$150,000	$0	$0	$0	$0	$0	$0	$0	$0	$150,000
GGG-0027 - Water Softener Replacement	$0	$10,000	$0	$0	$0	$0	$0	$0	$0	$10,000	$20,000
GGG-0028 - Roof Insulation	$0	$0	$101,000	$0	$0	$0	$0	$0	$0	$0	$101,000
GGG-0029 - Electrical Distribution Panels	$0	$0	$26,200	$0	$0	$0	$0	$0	$0	$0	$26,200
GGG-0030 - Sanitary Piping	$0	$0	$7,600	$0	$0	$0	$0	$0	$0	$0	$7,600
GGG-0031 - Air Handling Unit HRU-1, HRU-2, HRU-3	$15,000	$0	$0	$0	$0	$0	$0	$0	$0	$0	$15,000
GGG-0032 - Laundry Equipment	$0	$0	$0	$10,000	$0	$10,000	$35,000	$0	$0	$0	$55,000

	2026	2027	2028	2029	2030	2031	2032	2033	2034	2035	10 Year Total
GGG-0033 - Wet Sprinkler System	$0	$0	$0	$327,300	$0	$0	$0	$0	$0	$0	$327,300
GGG-0034 - Long Term Care Area Floor Replacement	$0	$0	$0	$0	$0	$100,000	$0	$0	$0	$0	$100,000
GGG-0035 - Fire Panels	$140,000	$0	$0	$0	$0	$0	$0	$20,000	$0	$0	$160,000
GGG-0036 - Main and Intermediate Electrical Distribution	$0	$0	$0	$0	$0	$0	$0	$185,000	$0	$0	$185,000
GGG-0037 - Transfer To Reserve (BCA) Capital Asset Repairs & Replacement	$0	$20,000	$120,000	$0	$190,500	$258,500	$267,100	$66,000	$295,200	$285,300	$1,502,600
GGG-0040 - Eavestrough	$30,000	$0	$0	$0	$0	$0	$0	$0	$0	$0	$30,000
Grand Total	**$1,464,900**	**$484,700**	**$531,100**	**$609,000**	**$421,800**	**$494,700**	**$409,900**	**$385,400**	**$411,200**	**$422,400**	**$5,635,100**

GGG-0001 - High-Low Beds/Mattresses

Project Status: Recurring

Project Type: Human Services - LTC Grey Gables

Region: Grey Highlands

Asset Category: Machinery & Equipment

Description

Replacement of High-Low Beds/Mattresses. Grey Gables has adopted a restraint free approach to resident care. Specialized beds (high/low) are more in demand especially in light of MOHLTC "no/least" restraint policies. These beds lower to 6 inches from the floor which almost eliminates resident injury when attempting to crawl out of bed. They also raise to a safe level that allows staff to provide care. These funds allow for the ongoing replacement of beds/mattresses each year based on age and condition of each bed. Mattresses: The capital funds are for ongoing replacement of mattresses that are at the end of useful life. The mattresses are being replaced with medium grade pressure relieving mattresses to meet the higher care needs of our residents. As well as high grade pressure relief mattresses to address the complex care needs of our residents.

Justification

Mattresses: The potential for non compliance with Ministry of Health and Long Term Care regulations to ensure that mattresses are in a good state of repair and provide adequate pressure relief to address the requirements for all residents.
Beds: Potential safety risk to resident and staff. Non-compliance to Ministry of Health and Long Term Care regulations to ensure equipment meets residents needs and is in good working condition. High-low beds reduce the risk of injury to residents related to falls and restraints and increases their level of independence. . The upkeep, maintenance and replacement of equipment assist in achieving excellence in service, as in the Grey County Colour It Plan.

10 Year Capital Forecast

	2026	2027	2028	2029	2030	2031	2032	2033	2034	2035	10 Year Total
63042 - Equip/Furniture Purchases	$10,500	$11,000	$11,500	$12,000	$12,500	$13,000	$13,500	$14,000	$14,500	$15,000	$127,500
Grand Total	**$10,500**	**$11,000**	**$11,500**	**$12,000**	**$12,500**	**$13,000**	**$13,500**	**$14,000**	**$14,500**	**$15,000**	**$127,500**

10 Year Operating Impacts - None

GGG-0002 - Home Enhancements

Project Status: Recurring

Project Type: Human Services - LTC Grey Gables

Region: Grey Highlands

Asset Category: Buildings

Description

Upgrading, replacement of outdated, less functional furniture in social and gathering areas (dining rooms and lounges). Annual painting of Resident rooms, common areas, replacing drywall. Improve technology and upgrades to audio/visual equipment. Enhancement of Resident kitchenette, tuck shop, chapel and legacy tree. Home Enhancements are a benefit to all residents. The continued upgrading and replacement of outdated, less functional furniture in social and gathering areas (dining rooms and lounges) to better support changing resident needs. Improved technology and upgrades in audio/visual equipment support resident engagement and improve their quality of life. Other areas that will be enhanced to better meet residents needs include the Resident Kitchenette, the Café/Tuck Shop, the chapel and legacy tree (acknowledges donations to the Home). Grey Gables Residents' Council is very active in making recommendations for changes/enhancements that will improve their quality of life in our community. Suggestions for improvements are also received from staff and families.

Justification

Consequences of not continuing with ongoing home enhancements include loss of resident engagement, comfort and quality of life. The project will provide a home-like environment as determined by the residents through their recommendations. . The upkeep, maintenance and replacement of equipment assist in achieving excellence in service, as in the Grey County Colour It Plan.

10 Year Capital Forecast

	2026	2027	2028	2029	2030	2031	2032	2033	2034	2035	10 Year Total
49400 - Transfer From Reserve	($20,000)	($10,000)	($10,000)	($10,000)	($10,000)	($10,000)	($10,000)	($10,000)	($10,000)	($10,000)	($110,000)
63042 - Equip/Furniture Purchases	$20,000	$10,000	$10,000	$10,000	$10,000	$10,000	$10,000	$10,000	$0	$10,000	$100,000
Grand Total	**$0**	**$0**	**$0**	**$0**	**$0**	**$0**	**$0**	**$0**	**($10,000)**	**$0**	**($10,000)**

10 Year Operating Impacts - None

GGG-0003 - Information Technology

Project Status: Recurring

Project Type: Human Services - LTC Grey Gables

Region: Grey Highlands

Asset Category: Machinery & Equipment

Description

Computer/monitor and Ipad replacement. This project calls for the continued replacement of computers, charting technology and staff communication tools every 4 years to ensure the tools required for the effective operation of the home. Tools include items such as nursing handheld devices, tablets, menu boards, and servery tablets

Justification

Consequences: Outdated equipment will lead to inefficient use of staff time, increases risk of technical failure
which will affect resident documentation and other applications. . The upkeep, maintenance and replacement of equipment assist in achieving excellence in service, as in the Grey County Colour It Plan.

10 Year Capital Forecast

	2026	2027	2028	2029	2030	2031	2032	2033	2034	2035	10 Year Total
63041 - Computer Purchase	$17,200	$17,600	$18,000	$18,400	$18,800	$19,200	$19,600	$20,000	$20,400	$20,800	$190,000
Grand Total	**$17,200**	**$17,600**	**$18,000**	**$18,400**	**$18,800**	**$19,200**	**$19,600**	**$20,000**	**$20,400**	**$20,800**	**$190,000**

10 Year Operating Impacts - None

GGG-0004 - Resident Lifts

Project Status: Recurring

Project Type: Human Services - LTC Grey Gables

Region: Grey Highlands

Asset Category: Machinery & Equipment

Description

Replacing of Resident lifts. Replacement of resident lifts at the end of useful life ensures staff have the tools required to provide care for our residents. To meet the increase in resident care needs, as well as the LTC Homes' No Lift Policy, there is a requirement for a variety of lifting devices for example: full body lift, sit/stand lift, ceiling lift, tub lift, shower lift/chair. The budget will ensure that inventory is maintained in a rotational cycle.

Justification

Consequence: Compliance with Ministry of Health and Long Term Care regulations and Ministry of Labour standards to ensure adequate, well maintained equipment to address the health and safety needs of residents and staff. . The upkeep, maintenance and replacement of equipment assist in achieving excellence in service, as in the Grey County Colour It Plan.

10 Year Capital Forecast

	2026	2027	2028	2029	2030	2031	2032	2033	2034	2035	10 Year Total
63042 - Equip/Furniture Purchases	$19,000	$19,500	$20,000	$20,500	$21,000	$21,500	$22,000	$22,500	$23,000	$23,000	$212,000
Grand Total	**$19,000**	**$19,500**	**$20,000**	**$20,500**	**$21,000**	**$21,500**	**$22,000**	**$22,500**	**$23,000**	**$23,000**	**$212,000**

10 Year Operating Impacts - None

GGG-0005 - Copper Piping Replacement

Project Status: Recurring

Project Type: Human Services - LTC Grey Gables

Region: Grey Highlands

Asset Category: Buildings

Description

Replacement of copper piping throughout home. The copper in the building has been noted to be deteriorating due to age, showing pitting and pin-holes and is causing increased labour costs to repair leaks and building services shut downs of water system. Staff have been replacing the copper in various areas of the building over the past number of years. Where appropriate some of the type M copper has been replaced with Pex plastic pipe. This project continues the copper with replacement and addresses any outstanding areas that needs replaced and pitting

Justification

Consequences: major damages to building/tenant space due to flooding/leaks . The upkeep, maintenance and replacement of equipment assist in achieving excellence in service, as goal 6 identifies in the Grey County Strategic Plan.

10 Year Capital Forecast

	2026	2027	2028	2029	2030	2031	2032	2033	2034	2035	10 Year Total
63403 - Maintenance of Buildings	$6,000	$6,100	$6,200	$6,300	$6,400	$6,500	$6,600	$6,700	$6,800	$6,900	$64,500
Grand Total	**$6,000**	**$6,100**	**$6,200**	**$6,300**	**$6,400**	**$6,500**	**$6,600**	**$6,700**	**$6,800**	**$6,900**	**$64,500**

10 Year Operating Impacts - None

GGG-0006 - Dietary Equipment

Project Status: Recurring

Project Type: Human Services - LTC Grey Gables

Region: Grey Highlands

Asset Category: Machinery & Equipment

Description

Replacement of Dietary equipment used within the dietary department to prepare all meals, snacks, fluids and therapeutic diets for our Residents. An assessment was completed and it is recommended that the hot holding cabinets be replaced (3 total), these cabinets are used to transport food from the kitchen to the home areas, keeping food hot during transportation.

Justification

Consequence: Unmet standards and the requirement to add additional staff to complete the required work in the central kitchen. . The upkeep, maintenance and replacement of equipment assist in achieving excellence in service, as in the Grey County Colour It Plan.

10 Year Capital Forecast

	2026	2027	2028	2029	2030	2031	2032	2033	2034	2035	10 Year Total
49400 - Transfer From Reserve	($15,000)	$0	($10,000)	($20,000)	$0	$0	$0	$0	$0	$0	($45,000)
63042 - Equip/Furniture Purchases	$15,000	$40,000	$10,000	$20,000	$15,000	$15,000	$15,000	$20,000	$15,000	$15,000	$180,000
Grand Total	**$0**	**$40,000**	**$0**	**$0**	**$15,000**	**$15,000**	**$15,000**	**$20,000**	**$15,000**	**$15,000**	**$135,000**

10 Year Operating Impacts - None

GGG-0007 - Furniture and Equipment Replacement

Project Status: Recurring

Project Type: Human Services - LTC Grey Gables

Region: Grey Highlands

Asset Category: Machinery & Equipment

Description

Replacement of furniture, finishing's and audio/visual equipment in resident lounge and common areas, dining rooms, resident rooms and offices. There is an ongoing need for upgrading and replacement of furniture, finishing's and audio/visual equipment in resident lounge and common areas, dining rooms, resident rooms and offices. Normal wear and tear, changing resident needs and ensuring resident and staff safety are key considerations when items are replaced. In the past ten year capital forecast, furniture and equipment replacement was to occur. It was determined that it would be more beneficial to upgrade furniture and AV equipment over several years, so $5,000 has been added each year to account for purchases over several years. Adjusted annually for inflation

Justification

Consequences: Potential non-compliance to Ministry of Health and Long Term Care regulations to provide furnishings/equipment for the residents in good condition. Health and safety concerns for staff and the potential for infection control issues. . The upkeep, maintenance and replacement of equipment assist in achieving excellence in service, as in the Grey County Colour It Plan.

10 Year Capital Forecast

	2026	2027	2028	2029	2030	2031	2032	2033	2034	2035	10 Year Total
63042 - Equip/Furniture Purchases	$5,500	$5,600	$5,700	$5,800	$5,900	$6,000	$6,100	$6,200	$6,300	$6,400	$59,500
Grand Total	**$5,500**	**$5,600**	**$5,700**	**$5,800**	**$5,900**	**$6,000**	**$6,100**	**$6,200**	**$6,300**	**$6,400**	**$59,500**

10 Year Operating Impacts - None

GGG-0008 - Debenture Payment - Roof

Project Status: Recurring

Project Type: Human Services - LTC Grey Gables

Region: Grey Highlands

Asset Category: Non Tangible Capital Asset

Description

Repayment of debenture.

Justification

Repayment of self funded debenture for roof replacement. Based on amortization schedule provided by Finance

10 Year Capital Forecast

	2026	2027	2028	2029	2030	2031	2032	2033	2034	2035	10 Year Total
68210 - Debenture/Debt Principal Pmts.	$73,200	$73,200	$73,200	$73,200	$59,700	$0	$0	$0	$0	$0	$352,500
Grand Total	**$73,200**	**$73,200**	**$73,200**	**$73,200**	**$59,700**	**$0**	**$0**	**$0**	**$0**	**$0**	**$352,500**

10 Year Operating Impacts - None

GGG-0009 - Heating and/or Cooling Systems

Project Status: Recurring

Project Type: Human Services - LTC Grey Gables

Region: Grey Highlands

Asset Category: Buildings

Description

Continued replacements of cooling units. This project is to continue the replacement of the remaining cooling units.

Justification

Consequences: breakdown of equipment that provides heating and cooling within the building. The upkeep, maintenance and replacement of equipment assist in achieving excellence in service, as in the Grey County Colour It Plan.

10 Year Capital Forecast

	2026	2027	2028	2029	2030	2031	2032	2033	2034	2035	10 Year Total
49400 - Transfer From Reserve	$0	$0	$0	($75,000)	($40,000)	$0	$0	$0	$0	$0	($115,000)
63403 - Maintenance of Buildings	$0	$0	$0	$75,000	$40,000	$0	$0	$0	$0	$0	$115,000
Grand Total	**$0**	**$0**	**$0**	**$0**	**$0**	**$0**	**$0**	**$0**	**$0**	**$0**	**$0**

10 Year Operating Impacts - None

GGG-0011 - Plumbing Fixture Replacement (Resident washrooms)

Project Status: Recurring

Project Type: Human Services - LTC Grey Gables

Region: Grey Highlands

Asset Category: Buildings

Description

Replacement and upgrade of plumbing fixtures in resident washrooms (flooring, sink, toilet, paint dry wall etc). Resident bathroom fixtures nearing end of life. Constant maintenance and need replaced. Added $15,000 each year to replace 4 bathroom fixtures in resident rooms each year.

Justification

Consequences: breakdown of plumbing fixtures in residents washrooms. The upkeep, maintenance and replacement of equipment assist in achieving excellence in service, as in the Grey County Colour It Plan.

10 Year Capital Forecast

	2026	2027	2028	2029	2030	2031	2032	2033	2034	2035	10 Year Total
49400 - Transfer From Reserve	($15,000)	$0	($15,000)	($15,000)	($15,000)	($15,000)	($15,000)	($15,000)	($15,000)	($15,000)	($135,000)
63403 - Maintenance of Buildings	$15,000	$15,000	$15,000	$15,000	$15,000	$15,000	$15,000	$15,000	$15,000	$15,000	$150,000
Grand Total	**$0**	**$15,000**	**$0**	**$0**	**$0**	**$0**	**$0**	**$0**	**$0**	**$0**	**$15,000**

10 Year Operating Impacts - None

GGG-0012 - Hot Water Heater Replacement

Project Status: Recurring

Project Type: Human Services - LTC Grey Gables

Region: Grey Highlands

Asset Category: Buildings

Description

Hot Water Heater replacement. There are two gas fired hot water tanks that service the buildings domestic hot water. History has demonstrated that hot water tanks have a shortened lifespan at Grey Gables.

Justification

Consequences: loss of hot water required for care and service for residents, including bathing, laundry, dietary services.

10 Year Capital Forecast

	2026	2027	2028	2029	2030	2031	2032	2033	2034	2035	10 Year Total
49400 - Transfer From Reserve	$0	$0	$0	($15,500)	$0	$0	$0	$0	($15,000)	$0	($30,500)
63403 - Maintenance of Buildings	$0	$0	$0	$15,500	$0	$0	$0	$0	$15,000	$0	$30,500
Grand Total	**$0**	**$0**	**$0**	**$0**	**$0**	**$0**	**$0**	**$0**	**$0**	**$0**	**$0**

10 Year Operating Impacts - None

GGG-0017 - Security System Upgrades

Project Status: Recurring

Project Type: Human Services - LTC Grey Gables

Region: Grey Highlands

Asset Category: Buildings

Description

Replacement of security cameras. This project proposes the replacement of 32 security cameras plus add 3 outdoor cameras. Video Surveillance offers enhanced safety to Residents, staff and visitors as well as building security.

Justification

Consequences: Potential non compliance with Residents bill of rights and MOHLTC regulations to support safe and secure home for Residents.

10 Year Capital Forecast

	2026	2027	2028	2029	2030	2031	2032	2033	2034	2035	10 Year Total
49400 - Transfer From Reserve	$0	$0	$0	$0	($15,000)	$0	$0	$0	$0	($15,000)	($30,000)
63403 - Maintenance of Buildings	$0	$0	$0	$0	$15,000	$0	$0	$0	$0	$15,000	$30,000
Grand Total	**$0**	**$0**	**$0**	**$0**	**$0**	**$0**	**$0**	**$0**	**$0**	**$0**	**$0**

10 Year Operating Impacts - None

GGG-0018 - Nurse Call Upgrades

Project Status: Rebudgeted

Project Type: Human Services - LTC Grey Gables

Region: Grey Highlands

Asset Category: Machinery & Equipment

Description

Upgrading/replacement of Nurse Call System. This includes the wander guard system. Life expectancy of the Nurse Call system is 5-10 years, scheduled to upgrade/replace . The system provides a lifeline between Residents and staff thereby supporting Resident safety.

Justification

Consequences: Increased risk to residents and staff if they are unable to call staff effectively. Non-compliance with MOHLTC regulations

10 Year Capital Forecast

	2026	2027	2028	2029	2030	2031	2032	2033	2034	2035	10 Year Total
49400 - Transfer From Reserve	($150,000)	$0	$0	$0	$0	$0	$0	$0	$0	$0	($150,000)
63403 - Maintenance of Buildings	$150,000	$0	$0	$0	$0	$0	$0	$0	$0	$0	$150,000
Grand Total	**$0**	**$0**	**$0**	**$0**	**$0**	**$0**	**$0**	**$0**	**$0**	**$0**	**$0**

10 Year Operating Impacts - None

GGG-0019 - Parking Lots, Curbs and Guards

Project Status: Rebudgeted

Project Type: Human Services - LTC Grey Gables

Region: Grey Highlands

Asset Category: Land and Land Improvements

Description

Parking Lots, Curbs and Guards need to be repaired/replaced. The asphalt parking lot has come to the end if its life cycle. This project has been coordinated with the end of the Markdale hospital build. The project will add parking spaces for Tenant, visitors and staff.

Justification

Consequences: safety risk to residents, staff and visitors. The upkeep, maintenance and replacement of equipment assist in achieving excellence in service, as in the Grey County Colour It Plan. Non-compliance with MOHLTC regulations for safe and secure home.

10 Year Capital Forecast

	2026	2027	2028	2029	2030	2031	2032	2033	2034	2035	10 Year Total
49400 - Transfer From Reserve	($490,900)	$0	$0	$0	$0	$0	$0	$0	$0	$0	($490,900)
64429 - Site Maintenance	$490,900	$0	$0	$0	$0	$0	$0	$0	$0	$0	$490,900
Grand Total	**$0**	**$0**	**$0**	**$0**	**$0**	**$0**	**$0**	**$0**	**$0**	**$0**	**$0**

10 Year Operating Impacts - None

GGG-0020 - Sidewalks/Walkways

Project Status: Rebudgeted

Project Type: Human Services - LTC Grey Gables

Region: Grey Highlands

Asset Category: Buildings

Description

Leveling and repairing of sidewalks/walkways. As per the Building Condition Assessment report the concrete walkways and sidewalks are generally in good condition, however there are sections that have required levelling or repair. The BCA recommends allowing for this type of repair every five years

Justification

Consequences: continued deterioration of stairs and handrails, walkways could cause risk for resident, staff and visitor safety. . The upkeep, maintenance and replacement of equipment assist in achieving excellence in service, as in the Grey County Colour It Plan.

10 Year Capital Forecast

	2026	2027	2028	2029	2030	2031	2032	2033	2034	2035	10 Year Total
49400 - Transfer From Reserve	($24,000)	$0	$0	$0	($12,000)	$0	$0	$0	$0	$0	($36,000)
64429 - Site Maintenance	$24,000	$0	$0	$0	$12,000	$0	$0	$0	$0	$0	$36,000
Grand Total	**$0**	**$0**	**$0**	**$0**	**$0**	**$0**	**$0**	**$0**	**$0**	**$0**	**$0**

10 Year Operating Impacts - None

GGG-0021 - Window Replacement

Project Status: Recurring

Project Type: Human Services - LTC Grey Gables

Region: Grey Highlands

Asset Category: Buildings

Description

There is a need to start replacing windows as the double pane seals are breaking down, generating heat loss and costing more to heat/cooling of the building. This project would be carried it out over 3 years.
The Benefit to replacing would be saving energy.

Justification

Consequences if the windows are not replaced is higher energy costs, windows could potentially become opaque with condensation and dirt. The upkeep, maintenance and replacement of equipment assist in achieving excellence in service, as in the Grey County Colour It Plan.

10 Year Capital Forecast

	2026	2027	2028	2029	2030	2031	2032	2033	2034	2035	10 Year Total
49400 - Transfer From Reserve	($106,700)	($23,000)	($84,300)	$0	$0	$0	$0	$0	$0	$0	($214,000)
63403 - Maintenance of Buildings	$106,700	$106,700	$106,700	$0	$0	$0	$0	$0	$0	$0	$320,100
Grand Total	**$0**	**$83,700**	**$22,400**	**$0**	**$0**	**$0**	**$0**	**$0**	**$0**	**$0**	**$106,100**

10 Year Operating Impacts - None

GGG-0022 - Floor Cleaning Machines - Replacement

Project Status: Recurring

Project Type: Human Services - LTC Grey Gables

Region: Grey Highlands

Asset Category: Machinery & Equipment

Description

Floor cleaning machine replacement. The floor cleaning machines require replacement on a cycle of 5 years.

Justification

Consequences: Infection control and safety may be compromised if floor cleaning machines have frequent breakdowns. . The upkeep, maintenance and replacement of equipment assist in achieving excellence in service, as in the Grey County Colour It Plan.

10 Year Capital Forecast

	2026	2027	2028	2029	2030	2031	2032	2033	2034	2035	10 Year Total
49400 - Transfer From Reserve	($20,000)	$0	$0	$0	$0	($20,000)	$0	$0	$0	$0	($40,000)
63042 - Equip/Furniture Purchases	$20,000	$0	$0	$0	$0	$20,000	$0	$0	$0	$0	$40,000
Grand Total	**$0**	**$0**	**$0**	**$0**	**$0**	**$0**	**$0**	**$0**	**$0**	**$0**	**$0**

10 Year Operating Impacts - None

GGG-0023 - Elevator Upgrades

Project Status: Rolled Forward

Project Type: Human Services - LTC Grey Gables

Region: Grey Highlands

Asset Category: Buildings

Description

Elevator Upgrades. As per the Solucore inspection and the Building Condition Assessment report ongoing upgrades are required for the elevator at Grey Gables to ensure it is compliant with elevator code requirements. Over time elevators will require modernization as certain elevator components may be unavailable due to obsolescence. Additionally, as newer equipment designs become more predominant, the parts and service personnel capable of performing necessary adjustments will become increasingly difficult to find. Thus, in order to remain competitive and ensure reliable elevator service over the long term, modernization of the elevators will be required. The hydraulic elevator(s) in this building has a motor and pump system with microprocessor system that controls the valve. Therefore, a major modernization is anticipated in the next few years depending on the need to compete with other buildings and how well this equipment functions. The scope of work would include replacing existing controls with newer microprocessor based controls and updating cabs or fixtures and new door operators. The existing valve, pump, motor and reservoir tank would also be replaced. Barrier free requirements would also be addressed during this time. Other costs for items like air-handling systems, electrical work, and patching should be added to the overall cost. Also added to the overall cost is a 20% contingency to cover additional costs.

Justification

Consequences: These improvements should prolong the life of the elevator and make it safer and decrease the risk of elevator failures. . The upkeep, maintenance and replacement of equipment assist in achieving excellence in service, as in the Grey County Colour It Plan.

10 Year Capital Forecast

	2026	2027	2028	2029	2030	2031	2032	2033	2034	2035	10 Year Total
63403 - Maintenance of Buildings	$121,900	$0	$0	$0	$0	$0	$0	$0	$0	$0	$121,900
Grand Total	**$121,900**	**$0**	**$0**	**$0**	**$0**	**$0**	**$0**	**$0**	**$0**	**$0**	**$121,900**

10 Year Operating Impacts - None

GGG-0024 - Fencing - Memorial Garden

Project Status: Rolled Forward

Project Type: Human Services - LTC Grey Gables

Region: Grey Highlands

Asset Category: Buildings

Description

Fencing - Memorial Garden. There has become a greater need for this project, the current memorial garden fence is not a secure fence and there is a chance that wandering Residents could elope out of this garden. The benefit to replacing this fencing would be for the safety of the Residents and allow Residents to use this garden unsupervised.

Justification

The consequences of not replacing the fencing is having an unsecure garden with potential harm to the Residents who wander. The upkeep, maintenance and replacement of equipment assist in achieving excellence in service, as in the Grey County Colour It plan.

10 Year Capital Forecast

	2026	2027	2028	2029	2030	2031	2032	2033	2034	2035	10 Year Total
49400 - Transfer From Reserve	($50,000)	$0	$0	$0	$0	$0	$0	$0	$0	$0	($50,000)
64429 - Site Maintenance	$50,000	$0	$0	$0	$0	$0	$0	$0	$0	$0	$50,000
Grand Total	**$0**	**$0**	**$0**	**$0**	**$0**	**$0**	**$0**	**$0**	**$0**	**$0**	**$0**

10 Year Operating Impacts - None

GGG-0025 - Tub/Shower Room and Whirlpool Tubs

Project Status: Rolled Forward

Project Type: Human Services - LTC Grey Gables

Region: Grey Highlands

Asset Category: Buildings

Description

Tub/Shower Room and Whirlpool tub upgrades. Bathing can cause increased anxiety and responsive behaviours for people with dementia. By improving the environment, residents will be calmer, staff safety will be enhanced and work-flow streamlined. Work will be completed following best practice guidelines for dementia care to create a spa like environment and include equipment (tub, shower, lift etc) plumbing, ventilation updates and décor.

Justification

Consequences: Unable to provide adequate service to residents and risk of non-compliance with MOHLTC. . The upkeep, maintenance and replacement of equipment assist in achieving excellence in service, as in the Grey County Colour It Plan.

10 Year Capital Forecast

	2026	2027	2028	2029	2030	2031	2032	2033	2034	2035	10 Year Total
49400 - Transfer From Reserve	($95,400)	$0	$0	$0	$0	$0	$0	$0	$0	$0	($95,400)
63403 - Maintenance of Buildings	$135,000	$0	$0	$0	$0	$0	$0	$0	$0	$0	$135,000
Grand Total	**$39,600**	**$0**	**$0**	**$0**	**$0**	**$0**	**$0**	**$0**	**$0**	**$0**	**$39,600**

10 Year Operating Impacts - None

GGG-0026 - Kitchenette redesign

Project Status: Rolled Forward

Project Type: Human Services - LTC Grey Gables

Region: Grey Highlands

Asset Category: Buildings

Description

Replacement of current cabinets, countertops and doors/drawers of the kitchenette. 3 kitchenettes (Pine Ridge, Valley View and Maple Lane). Current products have reached their life expectancy and need to be replaced. Wear and tear , Health and safety recommendation

Justification

Consequence: not meeting public health standards, and Health and Safety requirements. Home appearance

10 Year Capital Forecast

	2026	2027	2028	2029	2030	2031	2032	2033	2034	2035	10 Year Total
49400 - Transfer From Reserve	$0	($150,000)	$0	$0	$0	$0	$0	$0	$0	$0	($150,000)
63403 - Maintenance of Buildings	$0	$150,000	$0	$0	$0	$0	$0	$0	$0	$0	$150,000
Grand Total	**$0**	**$0**	**$0**	**$0**	**$0**	**$0**	**$0**	**$0**	**$0**	**$0**	**$0**

10 Year Operating Impacts - None

GGG-0027 - Water Softener Replacement

Project Status: Rolled Forward

Project Type: Human Services - LTC Grey Gables

Region: Grey Highlands

Asset Category: Buildings

Description

Water softener replacement. There are two water softeners that replacement parts are no longer available.

Justification

Consequence: the consequence of hard water is scale build up which can cause damage to plumbing and fixtures.

10 Year Capital Forecast

	2026	2027	2028	2029	2030	2031	2032	2033	2034	2035	10 Year Total
63403 - Maintenance of Buildings	$0	$10,000	$0	$0	$0	$0	$0	$0	$0	$10,000	$20,000
Grand Total	**$0**	**$10,000**	**$0**	**$0**	**$0**	**$0**	**$0**	**$0**	**$0**	**$10,000**	**$20,000**

10 Year Operating Impacts - None

GGG-0028 - Roof Insulation

Project Status: Rolled Forward

Project Type: Human Services - LTC Grey Gables

Region: Grey Highlands

Asset Category: Buildings

Description

Insulating ceiling/roof

Justification

Benefit: Cost savings, energy saving. The upkeep, maintenance and replacement of equipment assist in achieving excellence in service, as in the Grey County Colour It plan.

Consequences: Increase expense on heating and cooling bills.

10 Year Capital Forecast

	2026	2027	2028	2029	2030	2031	2032	2033	2034	2035	10 Year Total
49400 - Transfer From Reserve	$0	$0	($101,000)	$0	$0	$0	$0	$0	$0	$0	($101,000)
63403 - Maintenance of Buildings	$0	$0	$101,000	$0	$0	$0	$0	$0	$0	$0	$101,000
Grand Total	**$0**	**$0**	**$0**	**$0**	**$0**	**$0**	**$0**	**$0**	**$0**	**$0**	**$0**

10 Year Operating Impacts - None

GGG-0029 - Electrical Distribution Panels

Project Status: Rolled Forward

Project Type: Human Services - LTC Grey Gables

Region: Grey Highlands

Asset Category: Buildings

Description

Process in place to determine useful life of the electrical panels and replacement if deemed necessary. This would be completed by a thermograph process in the wintertime to put the system under load to determine hotspots and areas for repair.

Justification

There is a potential risk to resident safety and MOHLTC non-compliance.

10 Year Capital Forecast

	2026	2027	2028	2029	2030	2031	2032	2033	2034	2035	10 Year Total
63403 - Maintenance of Buildings	$0	$0	$26,200	$0	$0	$0	$0	$0	$0	$0	$26,200
Grand Total	**$0**	**$0**	**$26,200**	**$0**	**$0**	**$0**	**$0**	**$0**	**$0**	**$0**	**$26,200**

10 Year Operating Impacts - None

GGG-0030 - Sanitary Piping

Project Status: Rolled Forward

Project Type: Human Services - LTC Grey Gables

Region: Grey Highlands

Asset Category: Buildings

Description

Repair and maintenance of Sanitary Piping

Justification

Repairs and maintenance as needed every 10 years.

10 Year Capital Forecast

	2026	2027	2028	2029	2030	2031	2032	2033	2034	2035	10 Year Total
63403 - Maintenance of Buildings	$0	$0	$7,600	$0	$0	$0	$0	$0	$0	$0	$7,600
Grand Total	**$0**	**$0**	**$7,600**	**$0**	**$0**	**$0**	**$0**	**$0**	**$0**	**$0**	**$7,600**

10 Year Operating Impacts - None

GGG-0031 - Air Handling Unit HRU-1, HRU-2, HRU-3

Project Status: Rolled Forward

Project Type: Human Services - LTC Grey Gables

Region: Grey Highlands

Asset Category: Buildings

Description

Replacement of all Air Handling Units and installing of ductless air conditioners in each home area/resident rooms.

Justification

Consequences: Health and safety risk to residents and staff. Non-compliance with Public Health and MOLTC standards regarding air quality and heating/cooling systems.

10 Year Capital Forecast

	2026	2027	2028	2029	2030	2031	2032	2033	2034	2035	10 Year Total
49400 - Transfer From Reserve	($15,000)	$0	$0	$0	$0	$0	$0	$0	$0	$0	($15,000)
63403 - Maintenance of Buildings	$15,000	$0	$0	$0	$0	$0	$0	$0	$0	$0	$15,000
Grand Total	**$0**	**$0**	**$0**	**$0**	**$0**	**$0**	**$0**	**$0**	**$0**	**$0**	**$0**

10 Year Operating Impacts - None

GGG-0032 - Laundry Equipment

Project Status: Rolled Forward

Project Type: Human Services - LTC Grey Gables

Region: Grey Highlands

Asset Category: Machinery & Equipment

Description

Replacement of Washers and Dryers in the Laundry room.

Justification

This is ongoing laundry equipment replacement based on the useful life laid out by BCA and by manufacturer of equipment. Review still ongoing for performance however noticeable energy efficiency to be expected with replacement due to age of units and advancement in industry

10 Year Capital Forecast

	2026	2027	2028	2029	2030	2031	2032	2033	2034	2035	10 Year Total
49400 - Transfer From Reserve	$0	$0	$0	($10,000)	$0	($10,000)	($35,000)	$0	$0	$0	($55,000)
63042 - Equip/Furniture Purchases	$0	$0	$0	$10,000	$0	$10,000	$35,000	$0	$0	$0	$55,000
Grand Total	**$0**	**$0**	**$0**	**$0**	**$0**	**$0**	**$0**	**$0**	**$0**	**$0**	**$0**

10 Year Operating Impacts - None

GGG-0033 - Wet Sprinkler System

Project Status: Rolled Forward

Project Type: Human Services - LTC Grey Gables

Region: Grey Highlands

Asset Category: Buildings

Description

Replacing wet sprinkler system

Justification

The Consequences of not replacing the system in 2029 would be possible failure during a fire and potential harm to Residents and Staff. The upkeep, maintenance and replacement of equipment assist in achieving excellence in service, as in the Grey County Colour It Plan.

10 Year Capital Forecast

	2026	2027	2028	2029	2030	2031	2032	2033	2034	2035	10 Year Total
49400 - Transfer From Reserve	$0	$0	$0	($143,300)	$0	$0	$0	$0	$0	$0	($143,300)
63403 - Maintenance of Buildings	$0	$0	$0	$327,300	$0	$0	$0	$0	$0	$0	$327,300
Grand Total	**$0**	**$0**	**$0**	**$184,000**	**$0**	**$0**	**$0**	**$0**	**$0**	**$0**	**$184,000**

10 Year Operating Impacts - None

GGG-0034 - Long Term Care Area Floor Replacement

Project Status: Rolled Forward

Project Type: Human Services - LTC Grey Gables

Region: Grey Highlands

Asset Category: Buildings

Description

Long Term Care Area Floor Replacement

Justification

Consequences: Unkempt building and compromised resident well-being. By maintaining proper flooring, odours are reduced and the environment is safer. The upkeep, maintenance and replacement of equipment assist in achieving excellence in service, as in the Grey County Colour It Plan.

10 Year Capital Forecast

	2026	2027	2028	2029	2030	2031	2032	2033	2034	2035	10 Year Total
49400 - Transfer From Reserve	$0	$0	$0	$0	$0	($100,000)	$0	$0	$0	$0	($100,000)
63403 - Maintenance of Buildings	$0	$0	$0	$0	$0	$100,000	$0	$0	$0	$0	$100,000
Grand Total	**$0**	**$0**	**$0**	**$0**	**$0**	**$0**	**$0**	**$0**	**$0**	**$0**	**$0**

10 Year Operating Impacts - None

GGG-0035 - Fire Panels

Project Status: Rolled Forward

Project Type: Human Services - LTC Grey Gables

Region: Grey Highlands

Asset Category: Buildings

Description

Replace fire alarm control panel and annunciator panel. This will allow to meet Fire Code, Meet MOHLTC regulations and to remain current and up to date. Notification received that the current panels have been discontinued and parts are no longer available. This project has been moved up from the BCA date of replacement.

Justification

This will allow to meet Fire Code, Meet MOHLTC regulations and to remain current and up to date.

10 Year Capital Forecast

	2026	2027	2028	2029	2030	2031	2032	2033	2034	2035	10 Year Total
49400 - Transfer From Reserve	($140,000)	$0	$0	$0	$0	$0	$0	$0	$0	$0	($140,000)
63403 - Maintenance of Buildings	$140,000	$0	$0	$0	$0	$0	$0	$20,000	$0	$0	$160,000
Grand Total	**$0**	**$0**	**$0**	**$0**	**$0**	**$0**	**$0**	**$20,000**	**$0**	**$0**	**$20,000**

10 Year Operating Impacts - None

GGG-0036 - Main and Intermediate Electrical Distribution

Project Status: Rolled Forward

Project Type: Human Services - LTC Grey Gables

Region: Grey Highlands

Asset Category: Buildings

Description

Replace main electrical equipment and replace intermediate electrical equipment.

Justification

BCA recommends Main Electrical Distribution $75000
BCA recommends Intermediate Electrical Distribution $110000

This is due to age of electrical distribution and necessary replacement on parts for safety

10 Year Capital Forecast

	2026	2027	2028	2029	2030	2031	2032	2033	2034	2035	10 Year Total
63403 - Maintenance of Buildings	$0	$0	$0	$0	$0	$0	$0	$185,000	$0	$0	$185,000
Grand Total	**$0**	**$0**	**$0**	**$0**	**$0**	**$0**	**$0**	**$185,000**	**$0**	**$0**	**$185,000**

10 Year Operating Impacts - None

GGG-0037 - Transfer To Reserve (BCA) Capital Asset Repairs & Replacement

Project Status: Recurring

Project Type: Human Services - LTC Grey Gables

Region: Grey Highlands

Asset Category: Non Tangible Capital Asset

Description

Transfer To Reserve (BCA) Capital Asset Repairs & Replacement

Justification

A stable source of funding for building and equipment component replacement is necessary in order to avoid budgetary impacts.

10 Year Capital Forecast

	2026	2027	2028	2029	2030	2031	2032	2033	2034	2035	10 Year Total
69100 - Transfer to Reserves	$0	$20,000	$120,000	$0	$190,500	$258,500	$267,100	$66,000	$295,200	$285,300	$1,502,600
Grand Total	**$0**	**$20,000**	**$120,000**	**$0**	**$190,500**	**$258,500**	**$267,100**	**$66,000**	**$295,200**	**$285,300**	**$1,502,600**

10 Year Operating Impacts - None

GGG-0040 - Eavestrough

Project Status: Rolled Forward

Project Type: Human Services - LTC Grey Gables

Region: Grey Highlands

Asset Category: Buildings

Description

Replace building eavestrough.

Justification

Consequences: compromised building structure, flooding in tenant spaces, property damage.

10 Year Capital Forecast

	2026	2027	2028	2029	2030	2031	2032	2033	2034	2035	10 Year Total
49400 - Transfer From Reserve	($30,000)	$0	$0	$0	$0	$0	$0	$0	$0	$0	($30,000)
63403 - Maintenance of Buildings	$30,000	$0	$0	$0	$0	$0	$0	$0	$0	$0	$30,000
Grand Total	**$0**	**$0**	**$0**	**$0**	**$0**	**$0**	**$0**	**$0**	**$0**	**$0**	**$0**

10 Year Operating Impacts - None

Lee Manor Highlights

Replacement air makeup system (stock photo).

Exterior window replacements.

Whirlpool tubs (stock photo).

Floor replacements

Lee Manor Capital Summary
2026 Budget

Revenues

	2025 Budget	2025 Year End Projection	2026 Budget	2026 vs 2025 Budget	2027 Projection	2027 vs 2026 Budget
49400 - Transfer From Reserve	($600,400)	($600,400)	($1,692,500)	($1,092,100)	($491,800)	$1,200,700
51133 - Minor Capital Subsidy	($180,000)	($180,000)	($180,000)	$0	($180,000)	$0
Grand Total	**($780,400)**	**($780,400)**	**($1,872,500)**	**($1,092,100)**	**($671,800)**	**$1,200,700**

Other Expenses

	2025 Budget	2025 Year End Projection	2026 Budget	2026 vs 2025 Budget	2027 Projection	2027 vs 2026 Budget
63041 - Computer Purchase	$20,000	$20,000	$18,000	($2,000)	$15,000	($3,000)
63042 - Equip/Furniture Purchases	$197,500	$197,500	$216,500	$19,000	$141,000	($75,500)
63403 - Maintenance of Buildings	$783,600	$783,600	$1,836,400	$1,052,800	$752,200	($1,084,200)
64429 - Site Maintenance	$0	$0	$30,000	$30,000	$0	($30,000)
Grand Total	**$1,001,100**	**$1,001,100**	**$2,100,900**	**$1,099,800**	**$908,200**	**($1,192,700)**

Net Levy

	2025 Budget	2025 Year End Projection	2026 Budget	2026 vs 2025 Budget	2027 Projection	2027 vs 2026 Budget
Lee Manor	$220,700	$220,700	$228,400	$7,700	$236,400	$8,000

Lee Manor Capital Projects - 2026 - 2028 Total Expenditures

	2026	2027	2028	2029	2030	2031	2032	2033	2034	2035	10 Year Total
LLL-0001 - High-Low Beds/Mattresses	$37,000	$37,500	$38,000	$38,500	$39,000	$39,500	$40,000	$40,500	$41,000	$41,500	$392,500
LLL-0002 - Home Enhancements	$23,500	$24,000	$24,500	$25,000	$25,500	$26,000	$26,500	$27,000	$27,500	$28,000	$257,500
LLL-0003 - Resident Lifts	$29,000	$29,500	$30,000	$30,500	$31,000	$31,500	$32,000	$32,500	$33,000	$33,500	$312,500
LLL-0004 - Information Technology	$18,000	$15,000	$22,000	$35,000	$15,000	$20,000	$15,000	$25,000	$20,000	$25,000	$210,000
LLL-0005 - Dietary Equipment	$45,000	$40,000	$20,000	$35,000	$45,000	$20,000	$10,000	$130,000	$20,000	$20,000	$385,000
LLL-0006 - Floor Replacement	$215,000	$17,200	$17,500	$17,900	$18,500	$233,000	$19,000	$19,500	$162,500	$20,000	$740,100
LLL-0008 - Whirlpool Tubs	$135,000	$0	$0	$0	$0	$0	$0	$0	$0	$135,000	$270,000
LLL-0009 - Camera Replacement	$0	$0	$0	$60,000	$0	$0	$0	$0	$0	$0	$60,000
LLL-0010 - Draperies/Blinds	$0	$0	$0	$0	$0	$20,000	$20,000	$20,000	$0	$0	$60,000
LLL-0011 - Floor Cleaning Equipment Replacement	$0	$0	$0	$0	$0	$0	$0	$15,000	$0	$0	$15,000
LLL-0012 - Resident Home Area Furniture	$52,000	$0	$0	$0	$0	$0	$0	$0	$0	$0	$52,000
LLL-0013 - Roofing System	$25,000	$225,000	$0	$0	$0	$0	$0	$0	$0	$0	$250,000
LLL-0014 - Hot Water Heat Exchanger and Filter Replacement	$17,900	$0	$0	$0	$0	$0	$0	$0	$0	$0	$17,900
LLL-0015 - Driveway and Sidewalk Repair/Additions	$0	$0	$0	$585,000	$0	$0	$0	$0	$0	$0	$585,000
LLL-0016 - Furniture- Resident Lounges and Dining Rooms	$0	$0	$0	$0	$0	$0	$36,500	$0	$0	$0	$36,500
LLL-0020 - Refurbishment of Resident Common Area and Staff Area on Main Floor	$25,000	$0	$25,000	$102,000	$0	$0	$0	$0	$0	$0	$152,000
LLL-0022 - Wander Guard Replacement	$55,000	$0	$0	$0	$0	$0	$0	$0	$0	$0	$55,000
LLL-0024 - Nurse Call System Replacement	$150,000	$0	$0	$0	$0	$0	$0	$0	$0	$0	$150,000
LLL-0025 - Exterior Windows	$300,000	$300,000	$300,000	$0	$0	$0	$0	$0	$0	$0	$900,000
LLL-0026 - Hot Water Recirculation System	$109,700	$0	$0	$0	$0	$0	$0	$0	$0	$0	$109,700
LLL-0027 - Storm Sump Pumps	$0	$0	$0	$0	$0	$0	$0	$0	$30,000	$0	$30,000
LLL-0028 - Fencing Repairs	$30,000	$0	$0	$0	$0	$0	$0	$0	$0	$0	$30,000
LLL-0029 - Replacement of Split Air Conditioning Systems	$20,000	$0	$0	$0	$0	$0	$0	$0	$0	$0	$20,000
LLL-0030 - Emergency Generator Re-furbishment	$9,800	$0	$0	$0	$0	$0	$0	$0	$0	$0	$9,800
LLL-0031 - Dryer	$0	$10,000	$0	$0	$10,500	$10,500	$0	$10,500	$0	$0	$41,500
LLL-0032 - Rubber treads and Linoleum Landings - Stairwells	$0	$30,000	$0	$0	$0	$0	$0	$0	$0	$0	$30,000
LLL-0033 - Tractor Replacement	$0	$0	$0	$0	$55,000	$0	$0	$0	$0	$0	$55,000

	2026	2027	2028	2029	2030	2031	2032	2033	2034	2035	10 Year Total
LLL-0034 - Hydronic Pumps and Variable Speed Drives	$0	$0	$0	$0	$45,000	$0	$0	$0	$0	$0	$45,000
LLL-0035 - Blanket/Towel Warmers	$0	$0	$0	$0	$15,500	$10,500	$0	$0	$0	$0	$26,000
LLL-0036 - Door Keypad Replacement	$0	$0	$0	$0	$0	$15,000	$0	$0	$0	$0	$15,000
LLL-0037 - Replacement of Fire Alarm System - Detectors and Warning Devices	$0	$0	$0	$0	$0	$0	$30,000	$0	$0	$0	$30,000
LLL-0038 - Transfer To Reserve (BCA) Capital Asset Repairs & Replacement	$0	$0	$0	$0	$0	$0	$51,900	$0	$0	$6,900	$58,800
LLL-0039 - Building Automation System	$140,000	$0	$0	$0	$0	$0	$0	$0	$0	$0	$140,000
LLL-0040 - Nursing Station Remodel	$30,000	$0	$0	$0	$0	$0	$0	$0	$0	$0	$30,000
LLL-0041 - Replacement of Air Makeup System	$424,000	$0	$0	$0	$0	$0	$0	$0	$0	$0	$424,000
LLL-0043 - Balustrades, Screens and Interior Railing - Pipe and Tube Railings	$0	$0	$0	$0	$0	$0	$0	$0	$325,000	$0	$325,000
LLL-0044 - Concrete Block Retaining Wall	$0	$0	$0	$0	$0	$0	$0	$0	$30,000	$0	$30,000
LLL-0045 - Electrical Distribution Panels	$0	$0	$0	$0	$0	$0	$0	$0	$38,100	$0	$38,100
LLL-0046 - Interior Windows	$0	$0	$0	$0	$0	$0	$0	$0	$12,500	$0	$12,500
LLL-0047 - Utility Shed Replacements	$0	$0	$0	$0	$0	$0	$0	$0	$10,000	$0	$10,000
LLL-0049 - Evacuation Equipment	$30,000	$0	$0	$0	$0	$0	$0	$0	$0	$0	$30,000
Grand Total	**$1,920,900**	**$728,200**	**$477,000**	**$928,900**	**$300,000**	**$426,000**	**$280,900**	**$320,000**	**$749,600**	**$309,900**	**$6,441,400**

LLL-0001 - High-Low Beds/Mattresses

Project Status: Recurring

Project Type: Human Services - LTC Lee Manor

Region: Owen Sound

Asset Category: Machinery & Equipment

Description

Replacement of resident beds and mattresses that are at end of useful life, ensuring compliance with MLTC restraint policies, fall prevention strategies and prevention of skin breakdown.

Justification

Consequences: Potential to compromise the care needs of the residents regarding pressure relief, fall prevention and least restraint. There is also potential risk to resident and staff safety and non-compliance with MLTC regulations.

10 Year Capital Forecast

	2026	2027	2028	2029	2030	2031	2032	2033	2034	2035	10 Year Total
49400 - Transfer From Reserve	($36,100)	$0	$0	$0	($7,700)	($5,300)	($6,800)	($8,300)	($10,000)	($10,200)	($84,400)
63042 - Equip/Furniture Purchases	$37,000	$37,500	$38,000	$38,500	$39,000	$39,500	$40,000	$40,500	$41,000	$41,500	$392,500
Grand Total	**$900**	**$37,500**	**$38,000**	**$38,500**	**$31,300**	**$34,200**	**$33,200**	**$32,200**	**$31,000**	**$31,300**	**$308,100**

10 Year Operating Impacts - None

LLL-0002 - Home Enhancements

Project Status: Recurring

Project Type: Human Services - LTC Lee Manor

Region: Owen Sound

Asset Category: Buildings

Description

This project is for a general account that supports the replacement and/or addition of items that will enhance the resident and/or staff experience including office areas/furniture/equipment, nursing station privacy barriers, audio/visual equipment in common areas, home finishing's and furnishings such as artwork, curtains, signage, tables, cabinets, furniture etc. Equipment to address resident responsive behaviours is also included here.

Justification

Consequences of not continuing with ongoing home enhancements include loss of resident engagement, comfort and quality of life. Compliance with Ministry of Health and Long Term Care regulations may also be compromised if resident furniture and equipment is not in a state of good repair and does not meet the needs of the resident population. Health and safety concerns for staff and the potential for infection control issues is also a potential risk.

10 Year Capital Forecast

	2026	2027	2028	2029	2030	2031	2032	2033	2034	2035	10 Year Total
63042 - Equip/Furniture Purchases	$23,500	$24,000	$24,500	$25,000	$25,500	$26,000	$26,500	$27,000	$27,500	$28,000	$257,500
Grand Total	**$23,500**	**$24,000**	**$24,500**	**$25,000**	**$25,500**	**$26,000**	**$26,500**	**$27,000**	**$27,500**	**$28,000**	**$257,500**

10 Year Operating Impacts - None

LLL-0003 - Resident Lifts

Project Status: Recurring

Project Type: Human Services - LTC Lee Manor

Region: Owen Sound

Asset Category: Machinery & Equipment

Description

Desired Outcome: Replacement of resident lifting devices at the end of useful life ensures staff have the necessary tools to provide care for residents. To meet the increase in resident care needs, and the home's "No Lift" policy, there is a requirement for a variety of lifting devices including: full body lift, sit/stand lift, ceiling lift, tub lift, showerchair/trolley lift and slings. The budgeted funds will ensure that inventory is maintained on a rotational cycle to meet resident needs.

Justification

Consequences: Compliance with Ministry of Health and Long Term Care regulations and Ministry of Labour standards to ensure adequate, well maintained equipment to address the health and safety needs of residents and staff.

10 Year Capital Forecast

	2026	2027	2028	2029	2030	2031	2032	2033	2034	2035	10 Year Total
63042 - Equip/Furniture Purchases	$29,000	$29,500	$30,000	$30,500	$31,000	$31,500	$32,000	$32,500	$33,000	$33,500	$312,500
Grand Total	**$29,000**	**$29,500**	**$30,000**	**$30,500**	**$31,000**	**$31,500**	**$32,000**	**$32,500**	**$33,000**	**$33,500**	**$312,500**

10 Year Operating Impacts - None

LLL-0004 - Information Technology

Project Status: Recurring

Project Type: Human Services - LTC Lee Manor

Region: Owen Sound

Asset Category: Machinery & Equipment

Description

This project covers the continued replacement of IT technology as per the estimated useful life cycle. Specific items include: computers, Ipads, Iphones, monitors, menu boards, audio visual equipment and televisions.

Justification

Consequences: Outdated equipment increases the risk of technical failures resulting in inefficient use of staff time, inefficiencies with day to day tasks and documentation as well as compromised communication with other departments and outside agencies.

10 Year Capital Forecast

	2026	2027	2028	2029	2030	2031	2032	2033	2034	2035	10 Year Total
63041 - Computer Purchase	$18,000	$15,000	$22,000	$35,000	$15,000	$20,000	$15,000	$25,000	$20,000	$25,000	$210,000
Grand Total	**$18,000**	**$15,000**	**$22,000**	**$35,000**	**$15,000**	**$20,000**	**$15,000**	**$25,000**	**$20,000**	**$25,000**	**$210,000**

10 Year Operating Impacts - None

LLL-0005 - Dietary Equipment

Project Status: Recurring

Project Type: Human Services - LTC Lee Manor

Region: Owen Sound

Asset Category: Machinery & Equipment

Description

This project outlines kitchen equipment and design items that require replacement related to their expected useful life. Examples of these include: storage shelving (dry storage, fridge and freezer shelves), warming cabinets, mill work on counters and cabinets in the kitchen and server areas, tables, utility carts, dishwasher, compressor for walk-in fridge and freezer, stand-alone freezers and fridges, cart fridges, ice machine, gas range stoves, convection ovens, mixer, steamers, 4 well food tables etc.

Justification

Consequences: Interruption to dietary services and potential non compliance with MOHLTC standards and Public Health regulations as well as health and safety risks to staff. Proper maintenance and replacement of equipment assists in achieving service excellence which aligns with the Grey County Colour It Plan.
Transporting clean dishes to and dirty dishes from each Resident Home Area (5) for each meal (3) and snacks (3) daily is not a lean process, nor IPAC friendly. Adding a small industrial dishwasher to each RHA servery will increase capacity for staff to complete value-added resident centred tasks, reducing the wasteful movement of dishes back and forth to the kitchen. The dishwasher in the kitchen is still required for pots etc, but life expectancy of the unit could be extended by reduced usage and possibly reduce replacement cost in the future to a smaller unit.

10 Year Capital Forecast

	2026	2027	2028	2029	2030	2031	2032	2033	2034	2035	10 Year Total
63042 - Equip/Furniture Purchases	$45,000	$40,000	$20,000	$35,000	$45,000	$20,000	$10,000	$130,000	$20,000	$20,000	$385,000
Grand Total	**$45,000**	**$40,000**	**$20,000**	**$35,000**	**$45,000**	**$20,000**	**$10,000**	**$130,000**	**$20,000**	**$20,000**	**$385,000**

10 Year Operating Impacts - None

LLL-0006 - Floor Replacement

Project Status: Recurring

Project Type: Human Services - LTC Lee Manor

Region: Owen Sound

Asset Category: Buildings

Description

Replacement of various types of flooring throughout the home.

Justification

Consequences: Unkept flooring may result in seams and edges lifting creating safety and infection control concerns. Flooring is also an area inspected by the Ministry of Health and Long Term Care.

10 Year Capital Forecast

	2026	2027	2028	2029	2030	2031	2032	2033	2034	2035	10 Year Total
49400 - Transfer From Reserve	($215,000)	($17,200)	($10,000)	($10,300)	($18,500)	($144,100)	$0	($18,800)	($3,100)	$0	($437,000)
63403 - Maintenance of Buildings	$215,000	$17,200	$17,500	$17,900	$18,500	$233,000	$19,000	$19,500	$162,500	$20,000	$740,100
Grand Total	**$0**	**$0**	**$7,500**	**$7,600**	**$0**	**$88,900**	**$19,000**	**$700**	**$159,400**	**$20,000**	**$303,100**

10 Year Operating Impacts - None

LLL-0008 - Whirlpool Tubs

Project Status: Rolled Forward

Project Type: Human Services - LTC Lee Manor

Region: Owen Sound

Asset Category: Machinery & Equipment

Description

This project is a life cycle replacement of existing whirlpool tubs.

Justification

Consequences: Failure to replace equipment at the end of its life cycle may result in unpredictable repairs and the inability to meet Ministry of Health and Long Term Care regulations regarding resident bathing. Health and safety risk to residents and staff.

10 Year Capital Forecast

	2026	2027	2028	2029	2030	2031	2032	2033	2034	2035	10 Year Total
49400 - Transfer From Reserve	($135,000)	$0	$0	$0	$0	$0	$0	$0	$0	$0	($135,000)
63403 - Maintenance of Buildings	$135,000	$0	$0	$0	$0	$0	$0	$0	$0	$135,000	$270,000
Grand Total	**$0**	**$0**	**$0**	**$0**	**$0**	**$0**	**$0**	**$0**	**$0**	**$135,000**	**$135,000**

10 Year Operating Impacts - None

LLL-0009 - Camera Replacement

Project Status: Rolled Forward

Project Type: Human Services - LTC Lee Manor

Region: Owen Sound

Asset Category: Buildings

Description

Indoor and outdoor video camera surveillance replacements

Justification

Consequences - potential non compliance with Resident Bill of Rights and MOHLTC regulations to support safe and secure home for residents

10 Year Capital Forecast

	2026	2027	2028	2029	2030	2031	2032	2033	2034	2035	10 Year Total
63403 - Maintenance of Buildings	$0	$0	$0	$60,000	$0	$0	$0	$0	$0	$0	$60,000
Grand Total	**$0**	**$0**	**$0**	**$60,000**	**$0**	**$0**	**$0**	**$0**	**$0**	**$0**	**$60,000**

10 Year Operating Impacts - None

LLL-0010 - Draperies/Blinds

Project Status: Recurring

Project Type: Human Services - LTC Lee Manor

Region: Owen Sound

Asset Category: Buildings

Description

End of Life replacement of draperies and blinds.

Justification

Consequence: unmet MOHLTC regulations

10 Year Capital Forecast

	2026	2027	2028	2029	2030	2031	2032	2033	2034	2035	10 Year Total
63403 - Maintenance of Buildings	$0	$0	$0	$0	$0	$20,000	$20,000	$20,000	$0	$0	$60,000
Grand Total	**$0**	**$0**	**$0**	**$0**	**$0**	**$20,000**	**$20,000**	**$20,000**	**$0**	**$0**	**$60,000**

10 Year Operating Impacts - None

LLL-0011 - Floor Cleaning Equipment Replacement

Project Status: Rolled Forward

Project Type: Human Services - LTC Lee Manor

Region: Owen Sound

Asset Category: Machinery & Equipment

Description

Replacement of floor cleaning machines when at end of life.

Justification

Consequences: Infection control and safety may be compromised if floor cleaning machines do not function optimally. This can lead to potential infection control issues resulting in non-compliance with MOHLTC and Public Health.

10 Year Capital Forecast

	2026	2027	2028	2029	2030	2031	2032	2033	2034	2035	10 Year Total
63042 - Equip/Furniture Purchases	$0	$0	$0	$0	$0	$0	$0	$15,000	$0	$0	$15,000
Grand Total	**$0**	**$0**	**$0**	**$0**	**$0**	**$0**	**$0**	**$15,000**	**$0**	**$0**	**$15,000**

10 Year Operating Impacts - None

LLL-0012 - Resident Home Area Furniture

Project Status: Recurring

Project Type: Human Services - LTC Lee Manor

Region: Owen Sound

Asset Category: Machinery & Equipment

Description

This project includes the replacement of resident room furniture - bedside tables and chairs

Justification

Consequences: Potential non-compliance to Ministry of Health and Long Term Care regulations to provide furnishings that are in good condition. Health and safety concerns for residents and the potential for infection control issues.

10 Year Capital Forecast

	2026	2027	2028	2029	2030	2031	2032	2033	2034	2035	10 Year Total
63042 - Equip/Furniture Purchases	$52,000	$0	$0	$0	$0	$0	$0	$0	$0	$0	$52,000
Grand Total	**$52,000**	**$0**	**$0**	**$0**	**$0**	**$0**	**$0**	**$0**	**$0**	**$0**	**$52,000**

10 Year Operating Impacts - None

LLL-0013 - Roofing System

Project Status: Recurring

Project Type: Human Services - LTC Lee Manor

Region: Owen Sound

Asset Category: Buildings

Description

A third party conducted a roof assessment and recommended roof replacement to be completed in sections as per expected end of life.

Justification

Consequences - potential leakage and impact to home operations and resident care.

10 Year Capital Forecast

	2026	2027	2028	2029	2030	2031	2032	2033	2034	2035	10 Year Total
49400 - Transfer From Reserve	($25,000)	($225,000)	$0	$0	$0	$0	$0	$0	$0	$0	($250,000)
63403 - Maintenance of Buildings	$25,000	$225,000	$0	$0	$0	$0	$0	$0	$0	$0	$250,000
Grand Total	**$0**	**$0**	**$0**	**$0**	**$0**	**$0**	**$0**	**$0**	**$0**	**$0**	**$0**

10 Year Operating Impacts - None

LLL-0014 - Hot Water Heat Exchanger and Filter Replacement

Project Status: Recurring

Project Type: Human Services - LTC Lee Manor

Region: Owen Sound

Asset Category: Buildings

Description

The hot water system at Lee Manor includes two heat exchangers. This project covers replacement at the recommended end of useful life as per the BCA.

Justification

Consequences: Equipment failure would significantly impact home operations including nursing, dietary and laundry services resulting in non-compliance with MOHLTC regulations, Public Health and infection control practices.

10 Year Capital Forecast

	2026	2027	2028	2029	2030	2031	2032	2033	2034	2035	10 Year Total
49400 - Transfer From Reserve	($17,900)	$0	$0	$0	$0	$0	$0	$0	$0	$0	($17,900)
63403 - Maintenance of Buildings	$17,900	$0	$0	$0	$0	$0	$0	$0	$0	$0	$17,900
Grand Total	**$0**	**$0**	**$0**	**$0**	**$0**	**$0**	**$0**	**$0**	**$0**	**$0**	**$0**

10 Year Operating Impacts - None

LLL-0015 - Driveway and Sidewalk Repair/Additions

Project Status: Recurring

Project Type: Human Services - LTC Lee Manor

Region: Owen Sound

Asset Category: Land and Land Improvements

Description

The project includes repairs of splits/cracks and lifting found in the concrete sidewalk and asphalt parking lot. It may also be used to support additional walkways and or concrete pads and parking lot resurfacing.

Justification

Consequences: Potential safety risks and non compliance with MOHLTC regulations and Health and Safety.

10 Year Capital Forecast

	2026	2027	2028	2029	2030	2031	2032	2033	2034	2035	10 Year Total
49400 - Transfer From Reserve	$0	$0	$0	($585,000)	$0	$0	$0	$0	$0	$0	($585,000)
64429 - Site Maintenance	$0	$0	$0	$585,000	$0	$0	$0	$0	$0	$0	$585,000
Grand Total	**$0**	**$0**	**$0**	**$0**	**$0**	**$0**	**$0**	**$0**	**$0**	**$0**	**$0**

10 Year Operating Impacts - None

LLL-0016 - Furniture- Resident Lounges and Dining Rooms

Project Status: Recurring

Project Type: Human Services - LTC Lee Manor

Region: Owen Sound

Asset Category: Machinery & Equipment

Description

Replacement of furnishings in Resident Lounges and Dining Rooms such as tables, end tables, chairs and cabinetry.

Justification

Consequences: Potential non-compliance to Ministry of Health and Long Term Care regulations to provide furnishings for the residents in good condition. Health and safety concerns for staff and the potential for infection control issues.

10 Year Capital Forecast

	2026	2027	2028	2029	2030	2031	2032	2033	2034	2035	10 Year Total
63042 - Equip/Furniture Purchases	$0	$0	$0	$0	$0	$0	$36,500	$0	$0	$0	$36,500
Grand Total	**$0**	**$0**	**$0**	**$0**	**$0**	**$0**	**$36,500**	**$0**	**$0**	**$0**	**$36,500**

10 Year Operating Impacts - None

LLL-0020 - Refurbishment of Resident Common Area and Staff Area on Main Floor

Project Status: Recurring

Project Type: Human Services - LTC Lee Manor

Region: Owen Sound

Asset Category: Buildings

Description

This project includes the redesign/renovation of the resident common area on the first floor also known as the Ice Cream Parlour (ICP) and will support renovations in the allocated staff area attached to the ICP.

Justification

Consequences - lack of accessible and usable space.

10 Year Capital Forecast

	2026	2027	2028	2029	2030	2031	2032	2033	2034	2035	10 Year Total
49400 - Transfer From Reserve	($25,000)	$0	$0	($82,800)	$0	$0	$0	$0	$0	$0	($107,800)
63403 - Maintenance of Buildings	$25,000	$0	$25,000	$102,000	$0	$0	$0	$0	$0	$0	$152,000
Grand Total	**$0**	**$0**	**$25,000**	**$19,200**	**$0**	**$0**	**$0**	**$0**	**$0**	**$0**	**$44,200**

10 Year Operating Impacts - None

LLL-0022 - Wander Guard Replacement

Project Status: Rebudgeted

Project Type: Human Services - LTC Lee Manor

Region: Owen Sound

Asset Category: Buildings

Description

Wander Guard System Replacement to replace end of life of system

Justification

Consequences : Resident safety risks, non-compliance with MOHLTC regulations.

10 Year Capital Forecast

	2026	2027	2028	2029	2030	2031	2032	2033	2034	2035	10 Year Total
49400 - Transfer From Reserve	($55,000)	$0	$0	$0	$0	$0	$0	$0	$0	$0	($55,000)
63403 - Maintenance of Buildings	$55,000	$0	$0	$0	$0	$0	$0	$0	$0	$0	$55,000
Grand Total	**$0**	**$0**	**$0**	**$0**	**$0**	**$0**	**$0**	**$0**	**$0**	**$0**	**$0**

10 Year Operating Impacts - None

LLL-0024 - Nurse Call System Replacement

Project Status: Rebudgeted

Project Type: Human Services - LTC Lee Manor

Region: Owen Sound

Asset Category: Machinery & Equipment

Description

Replacement of the nurse call system

Justification

Consequences: Increased risk to residents and staff if they are unable to call staff effectively. Non-compliance with MOHLTC regulations.

10 Year Capital Forecast

	2026	2027	2028	2029	2030	2031	2032	2033	2034	2035	10 Year Total
49400 - Transfer From Reserve	($150,000)	$0	$0	$0	$0	$0	$0	$0	$0	$0	($150,000)
63403 - Maintenance of Buildings	$150,000	$0	$0	$0	$0	$0	$0	$0	$0	$0	$150,000
Grand Total	**$0**	**$0**	**$0**	**$0**	**$0**	**$0**	**$0**	**$0**	**$0**	**$0**	**$0**

10 Year Operating Impacts - None

LLL-0025 - Exterior Windows

Project Status: Recurring

Project Type: Human Services - LTC Lee Manor

Region: Owen Sound

Asset Category: Buildings

Description

The window systems for the building are aluminum-framed units in punched configuration, with double-glazed fixed sections and awning-style casement sections. As per the BCA the windows are considered to be in fair condition. This project will provide replacement cost.

Justification

Consequences: Inefficient heating and cooling, resident complaints.

10 Year Capital Forecast

	2026	2027	2028	2029	2030	2031	2032	2033	2034	2035	10 Year Total
49400 - Transfer From Reserve	($300,000)	($239,600)	($223,500)	$0	$0	$0	$0	$0	$0	$0	($763,100)
63403 - Maintenance of Buildings	$300,000	$300,000	$300,000	$0	$0	$0	$0	$0	$0	$0	$900,000
Grand Total	**$0**	**$60,400**	**$76,500**	**$0**	**$0**	**$0**	**$0**	**$0**	**$0**	**$0**	**$136,900**

10 Year Operating Impacts - None

LLL-0026 - Hot Water Recirculation System

Project Status: Rolled Forward

Project Type: Human Services - LTC Lee Manor

Region: Owen Sound

Asset Category: Buildings

Description

Replacement of the domestic hot water system including the mixing valve and control system.

Justification

As per BCA report, replacement of hot water supply lines throughout the building are due for replacement
BCA 5.37D

10 Year Capital Forecast

	2026	2027	2028	2029	2030	2031	2032	2033	2034	2035	10 Year Total
49400 - Transfer From Reserve	($109,700)	$0	$0	$0	$0	$0	$0	$0	$0	$0	($109,700)
63403 - Maintenance of Buildings	$109,700	$0	$0	$0	$0	$0	$0	$0	$0	$0	$109,700
Grand Total	**$0**	**$0**	**$0**	**$0**	**$0**	**$0**	**$0**	**$0**	**$0**	**$0**	**$0**

10 Year Operating Impacts - None

LLL-0027 - Storm Sump Pumps

Project Status: Rolled Forward

Project Type: Human Services - LTC Lee Manor

Region: Owen Sound

Asset Category: Buildings

Description

Replace Sanitary Sump Pumps

Justification

Replace two sanitary sump pumps in the basement mechanical room at end of life

10 Year Capital Forecast

	2026	2027	2028	2029	2030	2031	2032	2033	2034	2035	10 Year Total
49400 - Transfer From Reserve	$0	$0	$0	$0	$0	$0	$0	$0	($30,000)	$0	($30,000)
63403 - Maintenance of Buildings	$0	$0	$0	$0	$0	$0	$0	$0	$30,000	$0	$30,000
Grand Total	**$0**	**$0**	**$0**	**$0**	**$0**	**$0**	**$0**	**$0**	**$0**	**$0**	**$0**

10 Year Operating Impacts - None

LLL-0028 - Fencing Repairs

Project Status: Rolled Forward

Project Type: Human Services - LTC Lee Manor

Region: Owen Sound

Asset Category: Buildings

Description

Repairs of existing fencing surrounding west perimeter of the property, the emergency generator and retaining wall of the hillside courtyard.

Justification

Consequence of not proceeding - lack of security in courtyard area, exposed emergency generator area and lack of privacy from neighboring properties.

10 Year Capital Forecast

	2026	2027	2028	2029	2030	2031	2032	2033	2034	2035	10 Year Total
64429 - Site Maintenance	$30,000	$0	$0	$0	$0	$0	$0	$0	$0	$0	$30,000
Grand Total	**$30,000**	**$0**	**$0**	**$0**	**$0**	**$0**	**$0**	**$0**	**$0**	**$0**	**$30,000**

10 Year Operating Impacts - None

LLL-0029 - Replacement of Split Air Conditioning Systems

Project Status: Rolled Forward

Project Type: Human Services - LTC Lee Manor

Region: Owen Sound

Asset Category: Buildings

Description

The project outlines the replacement of split air conditioning units in resident dining rooms, lounges and staff work spaces as per the Building Condition Assessment report.

Justification

Consequences: Risk of non-compliance with MOHLTC regulations, risks to resident and staff safety.

10 Year Capital Forecast

	2026	2027	2028	2029	2030	2031	2032	2033	2034	2035	10 Year Total
49400 - Transfer From Reserve	($20,000)	$0	$0	$0	$0	$0	$0	$0	$0	$0	($20,000)
63403 - Maintenance of Buildings	$20,000	$0	$0	$0	$0	$0	$0	$0	$0	$0	$20,000
Grand Total	**$0**	**$0**	**$0**	**$0**	**$0**	**$0**	**$0**	**$0**	**$0**	**$0**	**$0**

10 Year Operating Impacts - None

LLL-0030 - Emergency Generator Re-furbishment

Project Status: Rolled Forward

Project Type: Human Services - LTC Lee Manor

Region: Owen Sound

Asset Category: Buildings

Description

Funds allocated to refurbish the emergency generator

Justification

Potential health and safety risk to residents and staff related to generator failure during power outage.

10 Year Capital Forecast

	2026	2027	2028	2029	2030	2031	2032	2033	2034	2035	10 Year Total
49400 - Transfer From Reserve	($9,800)	$0	$0	$0	$0	$0	$0	$0	$0	$0	($9,800)
63403 - Maintenance of Buildings	$9,800	$0	$0	$0	$0	$0	$0	$0	$0	$0	$9,800
Grand Total	**$0**	**$0**	**$0**	**$0**	**$0**	**$0**	**$0**	**$0**	**$0**	**$0**	**$0**

10 Year Operating Impacts - None

LLL-0031 - Dryer

Project Status: Recurring

Project Type: Human Services - LTC Lee Manor

Region: Owen Sound

Asset Category: Machinery & Equipment

Description

Lee Manor has 4 commercial dryers to meet the residents laundry needs, this project includes dryer replacement for those that are at end of useful life.

Justification

Consequences: Break down and repairs would negatively impact laundry service operations for residents as well as our external partners at paramedic services who we provide laundry service. Potential infection and control could also result.

10 Year Capital Forecast

	2026	2027	2028	2029	2030	2031	2032	2033	2034	2035	10 Year Total
49400 - Transfer From Reserve	$0	($10,000)	$0	$0	($10,500)	($10,500)	$0	($10,500)	$0	$0	($41,500)
63042 - Equip/Furniture Purchases	$0	$10,000	$0	$0	$10,500	$10,500	$0	$10,500	$0	$0	$41,500
Grand Total	**$0**	**$0**	**$0**	**$0**	**$0**	**$0**	**$0**	**$0**	**$0**	**$0**	**$0**

10 Year Operating Impacts - None

LLL-0032 - Rubber treads and Linoleum Landings - Stairwells

Project Status: Rolled Forward

Project Type: Human Services - LTC Lee Manor

Region: Owen Sound

Asset Category: Buildings

Description

Rubber treads and Linoleum Landings - Stairwells

Justification

Consequences - non compliance with health and safety and MOHLTC regulations.

10 Year Capital Forecast

	2026	2027	2028	2029	2030	2031	2032	2033	2034	2035	10 Year Total
63403 - Maintenance of Buildings	$0	$30,000	$0	$0	$0	$0	$0	$0	$0	$0	$30,000
Grand Total	**$0**	**$30,000**	**$0**	**$0**	**$0**	**$0**	**$0**	**$0**	**$0**	**$0**	**$30,000**

10 Year Operating Impacts - None

LLL-0033 - Tractor Replacement

Project Status: Rolled Forward

Project Type: Human Services - LTC Lee Manor

Region: Owen Sound

Asset Category: Machinery & Equipment

Description

Replacement of existing tractor and accessories for ground maintenance and snow removal.

Justification

The tractor is used for cutting grass, landscaping, and blowing snow. Maintaining grounds and keeping the walkways clear and safe for residents, staff and visitors will enhance safety and decrease risk of slips and falls.

10 Year Capital Forecast

	2026	2027	2028	2029	2030	2031	2032	2033	2034	2035	10 Year Total
49300 - Sale of Assets	$0	$0	$0	$0	($5,000)	$0	$0	$0	$0	$0	($5,000)
63042 - Equip/Furniture Purchases	$0	$0	$0	$0	$55,000	$0	$0	$0	$0	$0	$55,000
Grand Total	**$0**	**$0**	**$0**	**$0**	**$50,000**	**$0**	**$0**	**$0**	**$0**	**$0**	**$50,000**

10 Year Operating Impacts - None

LLL-0034 - Hydronic Pumps and Variable Speed Drives

Project Status: Rolled Forward

Project Type: Human Services - LTC Lee Manor

Region: Owen Sound

Asset Category: Buildings

Description

Two (2) 5 HP Bell & Gossett pumps circulate hot water to the building's perimeter baseboard radiators. Two (2) 1.5 HP Bell & Gossett pumps circulate hot water to the heat exchangers. Each pump has a variable frequency drive (VFD).

Justification

Consequences - compromise hot water and heating and non compliance with MOHLTC regulations.

10 Year Capital Forecast

	2026	2027	2028	2029	2030	2031	2032	2033	2034	2035	10 Year Total
63403 - Maintenance of Buildings	$0	$0	$0	$0	$45,000	$0	$0	$0	$0	$0	$45,000
Grand Total	**$0**	**$0**	**$0**	**$0**	**$45,000**	**$0**	**$0**	**$0**	**$0**	**$0**	**$45,000**

10 Year Operating Impacts - None

LLL-0035 - Blanket/Towel Warmers

Project Status: Recurring

Project Type: Human Services - LTC Lee Manor

Region: Owen Sound

Asset Category: Machinery & Equipment

Description

The project outlines the replacement cycle moving forward for blanket/towel warmers.

Justification

Consequences: This intervention promotes compliance with MOHLTC regulations to have interventions in place to address responsive behaviours.

10 Year Capital Forecast

	2026	2027	2028	2029	2030	2031	2032	2033	2034	2035	10 Year Total
63042 - Equip/Furniture Purchases	$0	$0	$0	$0	$15,500	$10,500	$0	$0	$0	$0	$26,000
Grand Total	**$0**	**$0**	**$0**	**$0**	**$15,500**	**$10,500**	**$0**	**$0**	**$0**	**$0**	**$26,000**

10 Year Operating Impacts - None

LLL-0036 - Door Keypad Replacement

Project Status: Rolled Forward

Project Type: Human Services - LTC Lee Manor

Region: Owen Sound

Asset Category: Buildings

Description

Replacement of door internal keypads that are at end of life including entrances to stair wells, building exits, and other controlled areas.

Justification

Consequences - MOHLTC non compliance with provided safe and secure home.

10 Year Capital Forecast

	2026	2027	2028	2029	2030	2031	2032	2033	2034	2035	10 Year Total
63403 - Maintenance of Buildings	$0	$0	$0	$0	$0	$15,000	$0	$0	$0	$0	$15,000
Grand Total	**$0**	**$0**	**$0**	**$0**	**$0**	**$15,000**	**$0**	**$0**	**$0**	**$0**	**$15,000**

10 Year Operating Impacts - None

LLL-0037 - Replacement of Fire Alarm System - Detectors and Warning Devices

Project Status: Rolled Forward

Project Type: Human Services - LTC Lee Manor

Region: Owen Sound

Asset Category: Buildings

Description

Replacement of smoke detectors, horns, and emergency pull stations.

Justification

Consequences: Health and safety risk to residents and staff. Non-compliance with MOHLTC regulations and Fire Code. The replacement of the system will allow the home to remain current with new technology for example, integration with the Nurse Call System.

10 Year Capital Forecast

	2026	2027	2028	2029	2030	2031	2032	2033	2034	2035	10 Year Total
63403 - Maintenance of Buildings	$0	$0	$0	$0	$0	$0	$30,000	$0	$0	$0	$30,000
Grand Total	**$0**	**$0**	**$0**	**$0**	**$0**	**$0**	**$30,000**	**$0**	**$0**	**$0**	**$30,000**

10 Year Operating Impacts - None

LLL-0038 - Transfer To Reserve (BCA) Capital Asset Repairs & Replacement

Project Status: Recurring

Project Type: Human Services - LTC Lee Manor

Region: Owen Sound

Asset Category: Non Tangible Capital Asset

Description

Transfer To Reserve (BCA) Capital Asset Repairs & Replacement

Justification

A stable source of funding for building and equipment component replacement is necessary in order to avoid budgetary impacts.

10 Year Capital Forecast

	2026	2027	2028	2029	2030	2031	2032	2033	2034	2035	10 Year Total
69100 - Transfer to Reserves	$0	$0	$0	$0	$0	$0	$51,900	$0	$0	$6,900	$58,800
Grand Total	**$0**	**$0**	**$0**	**$0**	**$0**	**$0**	**$51,900**	**$0**	**$0**	**$6,900**	**$58,800**

10 Year Operating Impacts - None

LLL-0039 - Building Automation System

Project Status: Rebudgeted

Project Type: Human Services - LTC Lee Manor

Region: Owen Sound

Asset Category: Buildings

Description

Replacement of the building automation system that controls the heating/cooling systems.

Justification

The building automation system is responsible for controlling all equipment within the building to maintain proper thermal comfort and ventilation. Currently, the computer operating system in place is obsolete and cannot be repaired should it fail, which would result in high risk of malfunction of the heating/cooling systems.

10 Year Capital Forecast

	2026	2027	2028	2029	2030	2031	2032	2033	2034	2035	10 Year Total
49400 - Transfer From Reserve	($140,000)	$0	$0	$0	$0	$0	$0	$0	$0	$0	($140,000)
63403 - Maintenance of Buildings	$140,000	$0	$0	$0	$0	$0	$0	$0	$0	$0	$140,000
Grand Total	**$0**	**$0**	**$0**	**$0**	**$0**	**$0**	**$0**	**$0**	**$0**	**$0**	**$0**

10 Year Operating Impacts - None

LLL-0040 - Nursing Station Remodel

Project Status: Rolled Forward

Project Type: Human Services - LTC Lee Manor

Region: Owen Sound

Asset Category: Buildings

Description

Remodel the nursing stations on each resident home area to create a space for confidentiality and privacy of resident personal health information

Justification

Without a space for care teams to give transitions in care report, speak privately with families on the phone, and meet with physicians, there is high risk of confidentiality breaches of resident personal health information

10 Year Capital Forecast

	2026	2027	2028	2029	2030	2031	2032	2033	2034	2035	10 Year Total
63403 - Maintenance of Buildings	$30,000	$0	$0	$0	$0	$0	$0	$0	$0	$0	$30,000
Grand Total	**$30,000**	**$0**	**$0**	**$0**	**$0**	**$0**	**$0**	**$0**	**$0**	**$0**	**$30,000**

10 Year Operating Impacts - None

LLL-0041 - Replacement of Air Makeup System

Project Status: Rolled Forward

Project Type: Human Services - LTC Lee Manor

Region: Owen Sound

Asset Category: Buildings

Description

Replacemennt of Air Makeup system per BCA

Justification

Consequences: Health and safety risk to residents and staff. Non-compliance with Public Health and MOLTC standards regarding air quality and heating/cooling systems.

10 Year Capital Forecast

	2026	2027	2028	2029	2030	2031	2032	2033	2034	2035	10 Year Total
49400 - Transfer From Reserve	($424,000)	$0	$0	$0	$0	$0	$0	$0	$0	$0	($424,000)
63403 - Maintenance of Buildings	$424,000	$0	$0	$0	$0	$0	$0	$0	$0	$0	$424,000
Grand Total	**$0**	**$0**	**$0**	**$0**	**$0**	**$0**	**$0**	**$0**	**$0**	**$0**	**$0**

10 Year Operating Impacts - None

LLL-0043 - Balustrades, Screens and Interior Railing - Pipe and Tube Railings

Project Status: Rolled Forward

Project Type: Human Services - LTC Lee Manor

Region: Owen Sound

Asset Category: Buildings

Description

Replace wall-mounted handrails in all common areas.

Justification

Safe railings for resident use that are clean, free of defects.

10 Year Capital Forecast

	2026	2027	2028	2029	2030	2031	2032	2033	2034	2035	10 Year Total
49400 - Transfer From Reserve	$0	$0	$0	$0	$0	$0	$0	$0	($325,000)	$0	($325,000)
64500 - Buildings/Renovations	$0	$0	$0	$0	$0	$0	$0	$0	$325,000	$0	$325,000
Grand Total	**$0**	**$0**	**$0**	**$0**	**$0**	**$0**	**$0**	**$0**	**$0**	**$0**	**$0**

10 Year Operating Impacts - None

LLL-0044 - Concrete Block Retaining Wall

Project Status: Rolled Forward

Project Type: Human Services - LTC Lee Manor

Region: Owen Sound

Asset Category: Buildings

Description

Replacement of the northwestern courtyard retaining wall

Justification

Replacement of the northwestern courtyard retaining wall as per the BCA for condition of the wall and wear and tear

10 Year Capital Forecast

	2026	2027	2028	2029	2030	2031	2032	2033	2034	2035	10 Year Total
49400 - Transfer From Reserve	$0	$0	$0	$0	$0	$0	$0	$0	($30,000)	$0	($30,000)
64500 - Buildings/Renovations	$0	$0	$0	$0	$0	$0	$0	$0	$30,000	$0	$30,000
Grand Total	**$0**	**$0**	**$0**	**$0**	**$0**	**$0**	**$0**	**$0**	**$0**	**$0**	**$0**

10 Year Operating Impacts - None

LLL-0045 - Electrical Distribution Panels

Project Status: Rolled Forward

Project Type: Human Services - LTC Lee Manor

Region: Owen Sound

Asset Category: Buildings

Description

End of life replacement of electrical panels and transformers in the main electrical room, workshop, mechanical room, electrical closets, laundry room.

Justification

Safe electrical operations of the home

10 Year Capital Forecast

	2026	2027	2028	2029	2030	2031	2032	2033	2034	2035	10 Year Total
49400 - Transfer From Reserve	$0	$0	$0	$0	$0	$0	$0	$0	($38,100)	$0	($38,100)
64500 - Buildings/Renovations	$0	$0	$0	$0	$0	$0	$0	$0	$38,100	$0	$38,100
Grand Total	**$0**	**$0**	**$0**	**$0**	**$0**	**$0**	**$0**	**$0**	**$0**	**$0**	**$0**

10 Year Operating Impacts - None

LLL-0046 - Interior Windows

Project Status: Rolled Forward

Project Type: Human Services - LTC Lee Manor

Region: Owen Sound

Asset Category: Buildings

Description

Aluminum-framed interior windows installed in the common areas. Replacement.

Justification

Lifecycle replacement of the interior windows; windows are older framed and low energy efficiency

10 Year Capital Forecast

	2026	2027	2028	2029	2030	2031	2032	2033	2034	2035	10 Year Total
49400 - Transfer From Reserve	$0	$0	$0	$0	$0	$0	$0	$0	($12,500)	$0	($12,500)
64500 - Buildings/Renovations	$0	$0	$0	$0	$0	$0	$0	$0	$12,500	$0	$12,500
Grand Total	**$0**	**$0**	**$0**	**$0**	**$0**	**$0**	**$0**	**$0**	**$0**	**$0**	**$0**

10 Year Operating Impacts - None

LLL-0047 - Utility Shed Replacements

Project Status: Rolled Forward

Project Type: Human Services - LTC Lee Manor

Region: Owen Sound

Asset Category: Buildings

Description

Replace of at least one metal utility shed at end of life

Justification

Utility shed is end of life and showing deterioration at points; it is likely to begin leaking soon and risk the integrity of contents inside

10 Year Capital Forecast

	2026	2027	2028	2029	2030	2031	2032	2033	2034	2035	10 Year Total
49400 - Transfer From Reserve	$0	$0	$0	$0	$0	$0	$0	$0	($10,000)	$0	($10,000)
64500 - Buildings/Renovations	$0	$0	$0	$0	$0	$0	$0	$0	$10,000	$0	$10,000
Grand Total	**$0**	**$0**	**$0**	**$0**	**$0**	**$0**	**$0**	**$0**	**$0**	**$0**	**$0**

10 Year Operating Impacts - None

LLL-0049 - Evacuation Equipment

Project Status: New

Project Type: Human Services - LTC Lee Manor

Region: Owen Sound

Asset Category: Machinery & Equipment

Description

Purchase of stairwell and bed/mattress transportation chairs/slides to facilitate movement of residents with limited mobility from the 2nd and 3rd floors to the main floor in the event of an evacuation emergency (when the elevator is not safe or accessible).

Justification

This is to adequately provide equipment to safely and effectively evacuate residents in an emergency

10 Year Capital Forecast

	2026	2027	2028	2029	2030	2031	2032	2033	2034	2035	10 Year Total
49400 - Transfer From Reserve	($30,000)	$0	$0	$0	$0	$0	$0	$0	$0	$0	($30,000)
63042 - Equip/Furniture Purchases	$30,000	$0	$0	$0	$0	$0	$0	$0	$0	$0	$30,000
Grand Total	**$0**	**$0**	**$0**	**$0**	**$0**	**$0**	**$0**	**$0**	**$0**	**$0**	**$0**

10 Year Operating Impacts - None

Rockwood Terrace Highlights

Future capital investments are planned for the current Rockwood Terrace home due to the ongoing construction of the new home, scheduled to open in 2027.

Mechanical systems, electrical systems, elevators, and other minor upgrades.

Window replacement.

Rockwood Terrace Capital Summary
2026 Budget

Revenues

	2024 Actuals	2025 Budget	2025 Year End Projection	2026 Budget	2026 vs 2025 Budget	2027 Projection	2027 vs 2026 Budget
49400 - Transfer From Reserve	$0	($62,500)	($62,500)	($223,500)	($161,000)	$0	$223,500
51133 - Minor Capital Subsidy	($165,188)	($176,800)	($176,800)	($75,000)	$101,800	($75,000)	$0
Grand Total	**($165,188)**	**($239,300)**	**($239,300)**	**($298,500)**	**($59,200)**	**($75,000)**	**$223,500**

Other Expenses

	2024 Actuals	2025 Budget	2025 Year End Projection	2026 Budget	2026 vs 2025 Budget	2027 Projection	2027 vs 2026 Budget
63041 - Computer Purchase	$21,298	$20,000	$20,000	$22,000	$2,000	$22,400	$400
63042 - Equip/Furniture Purchases	$145,978	$54,600	$54,600	$49,600	($5,000)	$30,000	($19,600)
63044 - Fall Prevention Equipment	$0	$10,000	$0	$0	($10,000)	$0	$0
63403 - Maintenance of Buildings	$23,589	$307,000	$317,000	$392,000	$85,000	$75,000	($317,000)
69100 - Transfer to Reserves	$0	$7,200	$0	$0	($7,200)	$165,400	$165,400
69106 - Transfer to Reserve Asset Mgmt	$0	$0	$7,200	$0	$0	$0	$0
Grand Total	**$190,865**	**$398,800**	**$398,800**	**$463,600**	**$64,800**	**$292,800**	**($170,800)**

Net Levy

	2024 Actuals	2025 Budget	2025 Year End Projection	2026 Budget	2026 vs 2025 Budget	2027 Projection	2027 vs 2026 Budget
Rockwood Terrace	$25,677	$159,500	$159,500	$165,100	$5,600	$217,800	$52,700

Rockwood Terrace Capital Projects - Total Expenditures

	2026	2027	2028	2029	2030	2031	2032	2033	2034	2035	10 Year Total
RRR-0001 - High-Low Beds/Mattresses	$0	$0	$0	$0	$0	$20,300	$20,700	$21,100	$21,500	$0	$83,600
RRR-0002 - Information Technology	$22,000	$22,400	$22,800	$40,000	$23,800	$24,300	$40,000	$30,000	$42,000	$30,000	$297,300
RRR-0003 - Resident Lifts	$30,000	$30,000	$31,000	$34,000	$47,000	$50,000	$35,500	$21,000	$37,000	$21,000	$336,500
RRR-0004 - Home Enhancements	$0	$0	$11,500	$0	$12,000	$12,000	$0	$15,000	$0	$0	$50,500
RRR-0005 - Domestic Water Supply and Distribution	$15,000	$0	$0	$0	$0	$0	$0	$0	$0	$0	$15,000
RRR-0006 - Replacement of Plumbing Fixtures	$10,000	$0	$0	$0	$0	$0	$0	$0	$0	$0	$10,000
RRR-0007 - Vinyl Flooring Replacement	$25,000	$0	$0	$0	$0	$0	$0	$0	$0	$0	$25,000
RRR-0008 - Window Replacement	$20,000	$0	$0	$0	$0	$0	$0	$0	$0	$0	$20,000
RRR-0009 - Whirlpool Tubs	$0	$0	$0	$0	$0	$0	$50,000	$52,000	$0	$0	$102,000
RRR-0010 - Medical Equipment	$11,000	$0	$0	$0	$14,600	$0	$0	$0	$0	$0	$25,600
RRR-0011 - Kitchen Equipment	$0	$0	$12,200	$0	$0	$0	$0	$15,000	$0	$0	$27,200
RRR-0012 - Replacement of Fire Pumps (Carry Over)	$19,500	$0	$0	$0	$0	$0	$0	$0	$0	$0	$19,500
RRR-0013 - Balcony Upgrades (Carry Over)	$26,200	$0	$0	$0	$0	$0	$0	$0	$0	$0	$26,200
RRR-0014 - Dryer	$8,600	$0	$0	$0	$0	$0	$0	$0	$0	$0	$8,600
RRR-0015 - Elevators	$11,000	$0	$0	$0	$0	$0	$0	$0	$0	$0	$11,000
RRR-0016 - Electrical Systems	$14,600	$0	$0	$0	$0	$0	$0	$0	$0	$0	$14,600
RRR-0017 - Mechanical Systems	$175,700	$0	$0	$0	$0	$0	$0	$0	$0	$0	$175,700
RRR-0018 - Tractor/Snowblower	$0	$0	$0	$0	$55,000	$0	$0	$0	$0	$0	$55,000
RRR-0019 - Transfer To Reserve (BCA) Capital Asset Repairs & Replacement	$0	$165,400	$206,100	$253,900	$305,100	$314,300	$323,700	$333,400	$343,400	$353,700	$2,599,000
Grand Total	**$388,600**	**$217,800**	**$283,600**	**$327,900**	**$457,500**	**$420,900**	**$469,900**	**$487,500**	**$443,900**	**$404,700**	**$3,902,300**

RRR-0001 - High-Low Beds/Mattresses

Project Status: Recurring

Project Type: Human Services - LTC Rockwood Terrace

Region: West Grey

Asset Category: Machinery & Equipment

Description

Purchase High/Low Beds and mattresses

Justification

There is a potential risk to resident safety and MOLTC non-compliance. High low beds reduce the risk of injury to residents related to falls and restraints and increases their level of independence.

10 Year Capital Forecast

	2026	2027	2028	2029	2030	2031	2032	2033	2034	2035	10 Year Total
63042 - Equip/Furniture Purchases	$0	$0	$0	$0	$0	$20,300	$20,700	$21,100	$21,500	$0	$83,600
Grand Total	**$0**	**$0**	**$0**	**$0**	**$0**	**$20,300**	**$20,700**	**$21,100**	**$21,500**	**$0**	**$83,600**

10 Year Operating Impacts - None

RRR-0002 - Information Technology

Project Status: Recurring

Project Type: Human Services - LTC Rockwood Terrace

Region: West Grey

Asset Category: Machinery & Equipment

Description

This project covers the continued replacement of IT technology as per the estimated useful life cycle. Specific items include: computers, Ipads, Iphones, monitors, menu boards, audio visual equipment and televisions.

Justification

Staff working with obsolete equipment leads to inefficiency in day to day tasks as well as in communication with other County departments and outside agencies.

10 Year Capital Forecast

	2026	2027	2028	2029	2030	2031	2032	2033	2034	2035	10 Year Total
63041 - Computer Purchase	$22,000	$22,400	$22,800	$40,000	$23,800	$24,300	$40,000	$30,000	$42,000	$30,000	$297,300
Grand Total	**$22,000**	**$22,400**	**$22,800**	**$40,000**	**$23,800**	**$24,300**	**$40,000**	**$30,000**	**$42,000**	**$30,000**	**$297,300**

10 Year Operating Impacts - None

RRR-0003 - Resident Lifts

Project Status: Recurring

Project Type: Human Services - LTC Rockwood Terrace

Region: West Grey

Asset Category: Machinery & Equipment

Description

Replacement of resident lifting devices/slings at the end of useful life.

Justification

Compliance with Ministry of Long-Term Care regulations and Ministry of Labour standards to ensure adequate, well maintained equipment to address the health and safety needs of residents and staff.

10 Year Capital Forecast

	2026	2027	2028	2029	2030	2031	2032	2033	2034	2035	10 Year Total
63042 - Equip/Furniture Purchases	$30,000	$30,000	$31,000	$34,000	$47,000	$50,000	$35,500	$21,000	$37,000	$21,000	$336,500
Grand Total	**$30,000**	**$30,000**	**$31,000**	**$34,000**	**$47,000**	**$50,000**	**$35,500**	**$21,000**	**$37,000**	**$21,000**	**$336,500**

10 Year Operating Impacts - None

RRR-0004 - Home Enhancements

Project Status: Recurring

Project Type: Human Services - LTC Rockwood Terrace

Region: West Grey

Asset Category: Buildings

Description

Home enhancements are important to resident quality of life and the family/visitor experience. The upgrading and replacement of furniture in resident lounges, common areas, dining and resident rooms provide opportunities to evaluate the changing needs of residents and ensure these items offer optimal functionality and comfort. Other items included in home enhancements are office areas, home finishing's such as artwork, curtains, signage, etc. Equipment to address resident responsive behaviours is also included in this project.

Justification

Potential non-compliance to Ministry of Long Term Care regulations to provide furnishings/equipment for the residents in good condition. Health and safety concerns for staff and the potential for infection control issues.

10 Year Capital Forecast

	2026	2027	2028	2029	2030	2031	2032	2033	2034	2035	10 Year Total
49400 - Transfer From Reserve	$0	$0	($11,500)	$0	($12,000)	($12,000)	$0	($15,000)	$0	$0	($50,500)
63042 - Equip/Furniture Purchases	$0	$0	$11,500	$0	$12,000	$12,000	$0	$15,000	$0	$0	$50,500
Grand Total	**$0**	**$0**	**$0**	**$0**	**$0**	**$0**	**$0**	**$0**	**$0**	**$0**	**$0**

10 Year Operating Impacts - None

RRR-0005 - Domestic Water Supply and Distribution

Project Status: Recurring

Project Type: Human Services - LTC Rockwood Terrace

Region: West Grey

Asset Category: Buildings

Description

Replacing Copper Piping

Justification

The copper plumbing is original and approximately 40 years old. Due to pending redevelopment, we have budgeted $15,000 per year to replace pipes etc. on an emergency basis.

10 Year Capital Forecast

	2026	2027	2028	2029	2030	2031	2032	2033	2034	2035	10 Year Total
63403 - Maintenance of Buildings	$15,000	$0	$0	$0	$0	$0	$0	$0	$0	$0	$15,000
Grand Total	**$15,000**	**$0**	**$0**	**$0**	**$0**	**$0**	**$0**	**$0**	**$0**	**$0**	**$15,000**

10 Year Operating Impacts - None

RRR-0006 - Replacement of Plumbing Fixtures

Project Status: Recurring

Project Type: Human Services - LTC Rockwood Terrace

Region: West Grey

Asset Category: Buildings

Description

Replacement and upgrade of plumbing fixtures

Justification

Current fixtures are old and in need of repair/replacement. This money will be used to replace certain fixtures-urgent issues only- to maintain compliance while we await redevelopment.

10 Year Capital Forecast

	2026	2027	2028	2029	2030	2031	2032	2033	2034	2035	10 Year Total
63403 - Maintenance of Buildings	$10,000	$0	$0	$0	$0	$0	$0	$0	$0	$0	$10,000
Grand Total	**$10,000**	**$0**	**$0**	**$0**	**$0**	**$0**	**$0**	**$0**	**$0**	**$0**	**$10,000**

10 Year Operating Impacts - None

RRR-0007 - Vinyl Flooring Replacement

Project Status: Recurring

Project Type: Human Services - LTC Rockwood Terrace

Region: West Grey

Asset Category: Buildings

Description

Replace Vinyl Flooring as needed

Justification

This is to replace a portion of the old tile floor that is cracked, chipped etc. on an emergency basis in order to meet compliance while we await redevelopment. Replacement is required to meet Ministry of Long Term Care standards as well as health and safety and public relations concerns.

10 Year Capital Forecast

	2026	2027	2028	2029	2030	2031	2032	2033	2034	2035	10 Year Total
63403 - Maintenance of Buildings	$25,000	$0	$0	$0	$0	$0	$0	$0	$0	$0	$25,000
Grand Total	**$25,000**	**$0**	**$0**	**$0**	**$0**	**$0**	**$0**	**$0**	**$0**	**$0**	**$25,000**

10 Year Operating Impacts - None

RRR-0008 - Window Replacement

Project Status: Recurring

Project Type: Human Services - LTC Rockwood Terrace

Region: West Grey

Asset Category: Buildings

Description

Replace windows as needed/required.

Justification

Current windows are original to the building. We are seeing some breakdown-broken seals and cloudiness in between the window panes. This money is to allow us to replace the worst windows on an emergency basis to meet Ministry of Long Term Care standards while we continue to plan for a new building.
Failure to replace the windows will result in a waste of energy and become a public relations issue due to the cloudiness and drafts.

10 Year Capital Forecast

	2026	2027	2028	2029	2030	2031	2032	2033	2034	2035	10 Year Total
49400 - Transfer From Reserve	($13,000)	$0	$0	$0	$0	$0	$0	$0	$0	$0	($13,000)
63403 - Maintenance of Buildings	$20,000	$0	$0	$0	$0	$0	$0	$0	$0	$0	$20,000
Grand Total	**$7,000**	**$0**	**$0**	**$0**	**$0**	**$0**	**$0**	**$0**	**$0**	**$0**	**$7,000**

10 Year Operating Impacts - None

RRR-0009 - Whirlpool Tubs

Project Status: Recurring

Project Type: Human Services - LTC Rockwood Terrace

Region: West Grey

Asset Category: Machinery & Equipment

Description

Replacement of existing whirlpool tubs

Justification

Unable to provide adequate service to residents and risk of non-compliance with MOHLTC.

10 Year Capital Forecast

	2026	2027	2028	2029	2030	2031	2032	2033	2034	2035	10 Year Total
63042 - Equip/Furniture Purchases	$0	$0	$0	$0	$0	$0	$50,000	$52,000	$0	$0	$102,000
Grand Total	**$0**	**$0**	**$0**	**$0**	**$0**	**$0**	**$50,000**	**$52,000**	**$0**	**$0**	**$102,000**

10 Year Operating Impacts - None

RRR-0010 - Medical Equipment

Project Status: Recurring

Project Type: Human Services - LTC Rockwood Terrace

Region: West Grey

Asset Category: Machinery & Equipment

Description

Replace medical equipment as required.

Justification

Replace medical equipment as required based on stated useful life of the equipment from manufacturer

10 Year Capital Forecast

	2026	2027	2028	2029	2030	2031	2032	2033	2034	2035	10 Year Total
63042 - Equip/Furniture Purchases	$11,000	$0	$0	$0	$14,600	$0	$0	$0	$0	$0	$25,600
Grand Total	**$11,000**	**$0**	**$0**	**$0**	**$14,600**	**$0**	**$0**	**$0**	**$0**	**$0**	**$25,600**

10 Year Operating Impacts - None

RRR-0011 - Kitchen Equipment

Project Status: Recurring

Project Type: Human Services - LTC Rockwood Terrace

Region: West Grey

Asset Category: Machinery & Equipment

Description

Replace Kitchen equipment

Justification

Failure to replace necessary kitchen equipment could result in limiting menu items based on equipment available or inability to properly prepare food items.

10 Year Capital Forecast

	2026	2027	2028	2029	2030	2031	2032	2033	2034	2035	10 Year Total
63042 - Equip/Furniture Purchases	$0	$0	$12,200	$0	$0	$0	$0	$15,000	$0	$0	$27,200
Grand Total	**$0**	**$0**	**$12,200**	**$0**	**$0**	**$0**	**$0**	**$15,000**	**$0**	**$0**	**$27,200**

10 Year Operating Impacts - None

RRR-0012 - Replacement of Fire Pumps (Carry Over)

Project Status: Rolled Forward

Project Type: Human Services - LTC Rockwood Terrace

Region: West Grey

Asset Category: Buildings

Description

To replace fire pumps.

Justification

Failure to replace this pump could result in it not operating properly or at all in the case of an emergency.

10 Year Capital Forecast

	2026	2027	2028	2029	2030	2031	2032	2033	2034	2035	10 Year Total
63403 - Maintenance of Buildings	$19,500	$0	$0	$0	$0	$0	$0	$0	$0	$0	$19,500
Grand Total	**$19,500**	**$0**	**$0**	**$0**	**$0**	**$0**	**$0**	**$0**	**$0**	**$0**	**$19,500**

10 Year Operating Impacts - None

RRR-0013 - Balcony Upgrades (Carry Over)

Project Status: Rolled Forward

Project Type: Human Services - LTC Rockwood Terrace

Region: West Grey

Asset Category: Buildings

Description

Replace/repair Balcony's as required to meet resident safety.

Justification

The balconies have been assessed by GM BluePlan Engineering Limited who recommend a refurbishment of the balconies. There is ongoing review from a Health and Safety and compliance view pending redevelopment. Currently doors to the balconies are locked.

10 Year Capital Forecast

	2026	2027	2028	2029	2030	2031	2032	2033	2034	2035	10 Year Total
49400 - Transfer From Reserve	($26,200)	$0	$0	$0	$0	$0	$0	$0	$0	$0	($26,200)
63403 - Maintenance of Buildings	$26,200	$0	$0	$0	$0	$0	$0	$0	$0	$0	$26,200
Grand Total	**$0**	**$0**	**$0**	**$0**	**$0**	**$0**	**$0**	**$0**	**$0**	**$0**	**$0**

10 Year Operating Impacts - None

RRR-0014 - Dryer

Project Status: Rolled Forward

Project Type: Human Services - LTC Rockwood Terrace

Region: West Grey

Asset Category: Machinery & Equipment

Description

Dryer to meet the residents laundry needs.

Justification

Potential for interruption of service to residents and Paramedic Services department.

10 Year Capital Forecast

	2026	2027	2028	2029	2030	2031	2032	2033	2034	2035	10 Year Total
49400 - Transfer From Reserve	($8,600)	$0	$0	$0	$0	$0	$0	$0	$0	$0	($8,600)
63042 - Equip/Furniture Purchases	$8,600	$0	$0	$0	$0	$0	$0	$0	$0	$0	$8,600
Grand Total	**$0**	**$0**	**$0**	**$0**	**$0**	**$0**	**$0**	**$0**	**$0**	**$0**	**$0**

10 Year Operating Impacts - None

RRR-0015 - Elevators

Project Status: Rolled Forward

Project Type: Human Services - LTC Rockwood Terrace

Region: West Grey

Asset Category: Buildings

Description

To maintain elevators to code and address any repairs to the elevators.

Justification

The BCA report recommends setting aside $11,000. for code changes and to repair wear and tear of the equipment or other items not covered under the maintenance contract for elevators. Will continue to monitor need based on redevelopment.

10 Year Capital Forecast

	2026	2027	2028	2029	2030	2031	2032	2033	2034	2035	10 Year Total
63403 - Maintenance of Buildings	$11,000	$0	$0	$0	$0	$0	$0	$0	$0	$0	$11,000
Grand Total	**$11,000**	**$0**	**$0**	**$0**	**$0**	**$0**	**$0**	**$0**	**$0**	**$0**	**$11,000**

10 Year Operating Impacts - None

RRR-0016 - Electrical Systems

Project Status: Rolled Forward

Project Type: Human Services - LTC Rockwood Terrace

Region: West Grey

Asset Category: Buildings

Description

Upgrade electrical systems as required.

Justification

There is a potential risk to resident safety and MOHLTC non-compliance.

10 Year Capital Forecast

	2026	2027	2028	2029	2030	2031	2032	2033	2034	2035	10 Year Total
63403 - Maintenance of Buildings	$14,600	$0	$0	$0	$0	$0	$0	$0	$0	$0	$14,600
Grand Total	**$14,600**	**$0**	**$0**	**$0**	**$0**	**$0**	**$0**	**$0**	**$0**	**$0**	**$14,600**

10 Year Operating Impacts - None

RRR-0017 - Mechanical Systems

Project Status: Rolled Forward

Project Type: Human Services - LTC Rockwood Terrace

Region: West Grey

Asset Category: Buildings

Description

Replace mechanical chiller if required.

Justification

This money has been requested as per the BCA report to replace the 60 ton chiller that is currently on the roof of the mechanical penthouse. This will only be completed if required.

10 Year Capital Forecast

	2026	2027	2028	2029	2030	2031	2032	2033	2034	2035	10 Year Total
49400 - Transfer From Reserve	($175,700)	$0	$0	$0	$0	$0	$0	$0	$0	$0	($175,700)
63403 - Maintenance of Buildings	$175,700	$0	$0	$0	$0	$0	$0	$0	$0	$0	$175,700
Grand Total	**$0**	**$0**	**$0**	**$0**	**$0**	**$0**	**$0**	**$0**	**$0**	**$0**	**$0**

10 Year Operating Impacts - None

RRR-0018 - Tractor/Snowblower

Project Status: Rolled Forward

Project Type: Human Services - LTC Rockwood Terrace

Region: West Grey

Asset Category: Machinery & Equipment

Description

Funds would be used to purchase a replacement tractor with snowblower and deck.

Justification

Failure to replace may impact operational budget as would need to contract out.

10 Year Capital Forecast

	2026	2027	2028	2029	2030	2031	2032	2033	2034	2035	10 Year Total
49300 - Sale of Assets	$0	$0	$0	$0	($5,000)	$0	$0	$0	$0	$0	($5,000)
49400 - Transfer From Reserve	$0	$0	$0	$0	($55,000)	$0	$0	$0	$0	$0	($55,000)
63042 - Equip/Furniture Purchases	$0	$0	$0	$0	$55,000	$0	$0	$0	$0	$0	$55,000
Grand Total	**$0**	**$0**	**$0**	**$0**	**($5,000)**	**$0**	**$0**	**$0**	**$0**	**$0**	**($5,000)**

10 Year Operating Impacts - None

RRR-0019 - Transfer To Reserve (BCA) Capital Asset Repairs & Replacement

Project Status: Recurring

Project Type: Human Services - LTC Rockwood Terrace

Region: West Grey

Asset Category: Non Tangible Capital Asset

Description

Transfer to Reserves - for capital projects

Justification

If this transfer of funds into reserve does not proceed, there could be mechanical or structural failures to major components of the building. Not having sufficient funds being set aside will have serious impact on budgets.

10 Year Capital Forecast

	2026	2027	2028	2029	2030	2031	2032	2033	2034	2035	10 Year Total
69100 - Transfer to Reserves	$0	$165,400	$206,100	$253,900	$305,100	$314,300	$323,700	$333,400	$343,400	$353,700	$2,599,000
Grand Total	**$0**	**$165,400**	**$206,100**	**$253,900**	**$305,100**	**$314,300**	**$323,700**	**$333,400**	**$343,400**	**$353,700**	**$2,599,000**

10 Year Operating Impacts - None

Long Term Care Redevlopment

Rendering of the redeveloped Rockwood Terrace.

Staff and councillors review drawings of the home.



Room framing underway at the redevelopment site.

Drone photo of the construction site.

Long Term Care Redevelopment Capital Summary
2026 Budget

Revenues

	2025 Budget	2025 Year End Projection	2026 Budget	2026 vs 2025 Budget	2027 Projection	2027 vs 2026 Budget
49400 - Transfer From Reserve	$0	$0	$0	$0	$0	$0
50000 - Serial Debentures	$0	$0	$0	$0	($54,000,000)	($54,000,000)
50001 - Construction Loan	($39,350,000)	($12,542,700)	($36,075,500)	$3,274,500	($5,047,600)	$31,027,900
51100 - Provincial Conditional Grant	($9,311,800)	($9,028,900)	$0	$9,311,800	($1,451,200)	($1,451,200)
Grand Total	**($48,661,800)**	**($21,571,600)**	**($36,075,500)**	**$12,586,300**	**($60,498,800)**	**($24,423,300)**

Other Expenses

	2025 Budget	2025 Year End Projection	2026 Budget	2026 vs 2025 Budget	2027 Projection	2027 vs 2026 Budget
62210 - Debenture - Interest Payments	$0	$0	$0	$0	$2,459,700	$2,459,700
62211 - Construction Loan Interest	$974,800	$0	$998,700	$23,900	$581,700	($417,000)
63042 - Equip/Furniture Purchases	$0	$0	$0	$0	$5,047,600	$5,047,600
63070 - Other Materials & Services	$0	$0	$0	$0	$0	$0
63531 - Other Expenditure Recovery	($120,400)	$0	$0	$120,400	$0	$0
64100 - Legal Fees	$0	$0	$0	$0	$0	$0
64102 - Professional & Consulting Fees	$3,161,100	$937,000	$1,476,300	($1,684,800)	$0	($1,476,300)
64429 - Site Maintenance	$420,000	$1,396,400	$1,413,000	$993,000	$0	($1,413,000)
64500 - Buildings/Renovations	$46,787,300	$21,799,200	$34,748,500	($12,038,800)	$0	($34,748,500)
68210 - Debenture/Debt Principal Pmts.	$0	$0	$0	$0	$54,970,800	$54,970,800
Grand Total	**$51,222,800**	**$24,132,600**	**$38,636,500**	**($12,586,300)**	**$63,059,800**	**$24,423,300**

Net Levy

	2025 Budget	2025 Year End Projection	2026 Budget	2026 vs 2025 Budget	2027 Projection	2027 vs 2026 Budget
Rockwood Terrace Redevelopment	$2,561,000	$2,561,000	$2,561,000	$0	$2,561,000	$0

Long Term Care Redevelopment Capital Projects - 2026 - 2035
Total Expenditures

	2026	2027	2028	2029	2030	2031	2032	2033	2034	2035	10 Year Total
LTC-0001 - Redevelopment Project	$38,636,500	$63,059,800	$4,501,300	$4,501,300	$4,501,300	$4,501,300	$4,501,300	$4,501,300	$4,501,300	$4,501,300	$137,706,700
Grand Total	**$38,636,500**	**$63,059,800**	**$4,501,300**	**$4,501,300**	**$4,501,300**	**$4,501,300**	**$4,501,300**	**$4,501,300**	**$4,501,300**	**$4,501,300**	**$137,706,700**

LTC-0001 - Redevelopment Project

Project Status: Recurring

Project Type: Human Services - LTC Redevelopment

Region: West Grey

Asset Category: Buildings

Description

The redevelopment of Rockwood Terrace began in 2024 and upon completion, the home will have 128 beds (an increase from the existing 100 beds). Construction fund subsidy totaling $10,368,000 was received in August 2024; it is estimated that just over $1.0 million of the funding will be used in 2024 in addition to almost $7.0 million from reserves that had been set aside for the project. This leaves $9.3 million in funding for use in 2025 with the remainder of project costs funded by a construction loan from Infrastructure Ontario. During a construction loan, interest only is paid; when the debenture is issued, principal and interest payments will be made over 25 years. A 25 year term is recommended as this aligns with provincial funding. In order to finance the project, an estimated construction loan of $72,200,000 will be required (in 2025-2026) and the debenture of $61,920,200 issued when the project is complete (early 2027). The estimated debenture amount is less than the construction loan as funds will be available to reduce the project cost by the time borrowing is finalized. A number of assumptions have been made in the development of this budget and include timing of expenditures based on cost estimates provided by Colliers Project Leaders, contractors and consultants as well as interest rates. The budgeted construction loan interest assumes an interest rate of 4.0%; in comparison Infrastructure Ontario's construction loan rate on October 16 2025 was 2.99% and the rate for a 25 year debenture was 4.58%.

Justification

In order to be licensed and funded, every Long Term Care home requires an agreement with the Province. The current agreement requires that Rockwood Terrace be redeveloped otherwise the beds will be returned to the Ministry. Construction began mid 2024 with occupancy anticipated in early 2027.

10 Year Capital Forecast

	2026	2027	2028	2029	2030	2031	2032	2033	2034	2035	10 Yea
50000 - Serial Debentures	$0	($54,000,000)	$0	$0	$0	$0	$0	$0	$0	$0	($54,0
50001 - Construction Loan	($36,075,500)	($5,047,600)	$0	$0	$0	$0	$0	$0	$0	$0	($41,1
51100 - Provincial Conditional Grant	$0	($1,451,200)	($1,940,300)	($1,940,300)	($1,940,300)	($1,940,300)	($1,940,300)	($1,940,300)	($1,940,300)	($1,940,300)	($16,9
62210 - Debenture - Interest Payments	$0	$2,459,700	$2,376,100	$2,317,100	$2,255,300	$2,190,800	$2,123,200	$2,052,500	$1,978,500	$1,901,100	$19,6

	2026	2027	2028	2029	2030	2031	2032	2033	2034	2035	10 Yea
62211 - Construction Loan Interest	$998,700	$581,700	$0	$0	$0	$0	$0	$0	$0	$0	$1,5
63042 - Equip/Furniture Purchases	$0	$5,047,600	$0	$0	$0	$0	$0	$0	$0	$0	$5,0
64102 - Professional & Consulting Fees	$1,476,300	$0	$0	$0	$0	$0	$0	$0	$0	$0	$1,4
64429 - Site Maintenance	$1,413,000	$0	$0	$0	$0	$0	$0	$0	$0	$0	$1,4
64500 - Buildings/Renovations	$34,748,500	$0	$0	$0	$0	$0	$0	$0	$0	$0	$34,7
68210 - Debenture/Debt Principal Pmts.	$0	$54,970,800	$1,217,300	$1,273,600	$1,394,400	$1,459,000	$1,526,500	$1,597,300	$1,671,300	$1,748,700	$66,8
69100 - Transfer to Reserves	$0	$0	$907,900	$910,600	$851,600	$851,500	$851,600	$851,500	$851,500	$851,500	$6,9
Grand Total	**$2,561,000**	**$2,561,000**	**$2,561,000**	**$2,561,000**	**$2,561,000**	**$2,561,000**	**$2,561,000**	**$2,561,000**	**$2,561,000**	**$2,561,000**	**$25,6**

10 Year Operating Impacts - None

Paramedic Services Highlights

Additional paramedic bases for Feversham, Ayton, Thornbury and Cobble Beach. Replacement paramedic base for Dundalk.

Ambulance replacements

Power lift stretchers

Paramedic Services Capital Summary
2026 Budget

Revenues

	2025 Budget	2025 Year End Projection	2026 Budget	2026 vs 2025 Budget	2027 Projection	2027 vs 2026 Budget
49300 - Sale of Assets	($93,200)	($3,000)	($131,400)	($38,200)	($22,400)	$109,000
49400 - Transfer From Reserve	($3,240,000)	($1,267,800)	($2,922,800)	$317,200	($1,709,400)	$1,213,400
49415 - From Reserve - Dev. Charges	($99,500)	($99,500)	($103,300)	($3,800)	($107,300)	($4,000)
50000 - Serial Debentures	($3,606,800)	($2,100,000)	($7,336,900)	($3,730,100)	($2,546,200)	$4,790,700
52000 - Federal Conditional Grant	$0	($300,000)	$0	$0	$0	$0
54060 - Miscellaneous Receipts	$0	$0	$0	$0	$0	$0
Grand Total	**($7,039,500)**	**($3,770,300)**	**($10,494,400)**	**($3,454,900)**	**($4,385,300)**	**$6,109,100**

Other Expenses

	2025 Budget	2025 Year End Projection	2026 Budget	2026 vs 2025 Budget	2027 Projection	2027 vs 2026 Budget
62210 - Debenture - Interest Payments	$68,300	$68,300	$189,300	$121,000	$435,500	$246,200
63047 - Vehicle Purchases	$2,746,700	$1,186,900	$2,538,800	($207,900)	$976,300	($1,562,500)
63049 - Equipment Purchases	$378,000	$355,000	$276,200	($101,800)	$547,500	$271,300
63092 - Insurance Recovery	$0	$0	$0	$0	$0	$0
63400 - Buildings/Renovations	$0	$0	$2,266,000	$2,266,000	$0	($2,266,000)
63911 - Land	$0	$0	$0	$0	$0	$0
64102 - Professional & Consulting Fees	$0	$100,000	$612,000	$612,000	$212,000	($400,000)
64403 - Bldg Contracted Services	$100,000	$14,300	$110,000	$10,000	$41,300	($68,700)
64500 - Buildings/Renovations	$3,606,800	$2,000,000	$4,458,900	$852,100	$2,334,200	($2,124,700)
67027 - Interfunc. Vehicle Charge	($9,500)	($9,500)	($9,800)	($300)	($10,100)	($300)

	2025 Budget	2025 Year End Projection	2026 Budget	2026 vs 2025 Budget	2027 Projection	2027 vs 2026 Budget
68210 - Debenture/Debt Principal Pmts.	$189,900	$189,900	$238,700	$48,800	$343,300	$104,600
69100 - Transfer to Reserves	$0	$0	$0	$0	$0	$0
69106 - Transfer to Reserve Asset Mgmt	$157,900	$157,900	$163,500	$5,600	$169,400	$5,900
80100 - For Future Financing	$0	$0	$0	$0	$0	$0
Grand Total	**$7,238,100**	**$4,062,800**	**$10,843,600**	**$3,605,500**	**$5,049,400**	**($5,794,200)**

Net Levy

	2025 Budget	2025 Year End Projection	2026 Budget	2026 vs 2025 Budget	2027 Projection	2027 vs 2026 Budget
Paramedic Capital	$198,600	$292,500	$349,200	$150,600	$664,100	$314,900

Paramedic Services Capital Projects - 2026 - 2035 Total Expenditures

	2026	2027	2028	2029	2030	2031	2032	2033	2034	2035	10 Year Total
AMB-0001 - Ambulance Replacement	$2,456,900	$976,300	$877,300	$0	$626,500	$1,395,300	$3,376,800	$0	$1,242,100	$0	$10,951,200
AMB-0002 - Debenture Payment Paramedic Service Base - Chatsworth	$65,400	$65,400	$65,400	$65,400	$65,400	$65,400	$0	$0	$0	$0	$392,400
AMB-0004 - Debenture Payment Paramedic Services Base - Durham	$192,800	$192,800	$192,800	$192,800	$192,800	$192,800	$192,800	$192,800	$192,800	$192,800	$1,928,000
AMB-0005 - Power Stretchers	$191,500	$277,500	$41,000	$42,500	$0	$136,500	$0	$151,300	$0	$208,800	$1,049,100
AMB-0006 - Vehicle AVL/GPS	$0	$12,000	$0	$102,800	$8,900	$9,200	$0	$14,700	$0	$126,300	$273,900
AMB-0007 - Cardiac Monitors/Defibrillators	$0	$138,800	$0	$0	$1,179,500	$106,200	$109,900	$0	$176,500	$0	$1,710,900
AMB-0008 - Emergency Response Unit Replacement	$81,900	$0	$0	$559,600	$76,500	$0	$0	$104,200	$317,900	$0	$1,140,100
AMB-0009 - Mechanical Compression Device	$0	$96,400	$0	$0	$0	$405,700	$0	$0	$327,100	$84,600	$913,800
AMB-0010 - Tablet Computers/Ipads for Ambulances	$0	$4,700	$0	$0	$104,200	$0	$5,600	$0	$0	$123,800	$238,300
AMB-0011 - Tracked Stair Chairs	$84,700	$18,100	$0	$20,100	$0	$0	$0	$0	$23,900	$16,500	$163,300
AMB-0012 - Paramedic Services New Feversham Base	$2,562,700	$169,800	$169,800	$169,800	$169,800	$169,800	$169,800	$169,800	$169,800	$169,800	$4,090,900
AMB-0013 - Roof Replacement (Owen Sound Base)	$90,000	$0	$0	$0	$0	$0	$0	$0	$0	$0	$90,000
AMB-0014 - Paramedic Services New Ayton Base	$2,472,000	$175,400	$175,400	$175,400	$175,400	$175,400	$175,400	$175,400	$175,400	$175,400	$4,050,600
AMB-0015 - Parking Lot (Owen Sound Base)	$0	$36,300	$0	$0	$0	$0	$0	$0	$0	$0	$36,300
AMB-0016 - Carbon Monoxide Detectors (Craigleith Base)	$0	$5,000	$0	$0	$0	$0	$0	$0	$0	$0	$5,000
AMB-0017 - Paramedic Services New Thornbury Base	$0	$2,546,200	$180,700	$180,700	$180,700	$180,700	$180,700	$180,700	$180,700	$180,700	$3,991,800
AMB-0018 - Exterior Door Replacements (Owen Sound Base)	$0	$0	$15,000	$0	$0	$0	$0	$0	$0	$0	$15,000
AMB-0019 - Overhead Door Replacements (Owen Sound Base	$0	$0	$99,000	$0	$0	$0	$0	$0	$0	$0	$99,000

	2026	2027	2028	2029	2030	2031	2032	2033	2034	2035	10 Year Total
AMB-0020 - Paramedic Services New Cobble Base	$0	$0	$2,622,500	$186,100	$186,100	$186,100	$186,100	$186,100	$186,100	$186,100	$3,925,200
AMB-0021 - Metal Roof (Craigleith Base)	$0	$0	$0	$0	$0	$0	$82,500	$0	$0	$0	$82,500
AMB-0022 - Replace Furnace (Craigleith Base)	$0	$0	$0	$0	$0	$0	$7,500	$0	$0	$0	$7,500
AMB-0023 - Overhead doors (Craigleith Base)	$0	$0	$0	$0	$0	$0	$16,000	$0	$0	$0	$16,000
AMB-0024 - Window Replacements (Owen Sound Base)	$0	$0	$0	$0	$0	$0	$0	$12,000	$0	$0	$12,000
AMB-0025 - Roof Assemblies Replacements (Owen Sound Base)	$0	$0	$0	$0	$0	$0	$0	$98,000	$0	$0	$98,000
AMB-0026 - Transfer to Reserves (Vehicle and Equipment Replacement)	$118,900	$123,100	$127,400	$131,900	$136,500	$141,300	$146,200	$151,300	$157,000	$162,100	$1,395,700
AMB-0027 - Transfer to/from Reserve (BCA) EMS Station Capital Repairs	$34,800	$36,200	$37,600	$39,100	$40,700	$42,300	$44,000	$45,800	$47,000	$48,400	$415,900
AMB-0028 - Kitchenette Addition (Chatsworth Base)	$20,000	$0	$0	$0	$0	$0	$0	$0	$0	$0	$20,000
AMB-0029 - Paramedic Services New Dundalk Base	$2,472,000	$175,400	$175,400	$175,400	$175,400	$175,400	$175,400	$175,400	$175,400	$175,400	$4,050,600
Grand Total	**$10,843,600**	**$5,049,400**	**$4,779,300**	**$2,041,600**	**$3,318,400**	**$3,382,100**	**$4,868,700**	**$1,657,500**	**$3,371,700**	**$1,850,700**	**$41,163,000**

AMB-0001 - Ambulance Replacement

Project Status: Recurring

Project Type: Human Services - Paramedic Services

Region: Grey County

Asset Category: Vehicles

Description

There are currently 19 ambulances in the fleet (12 front line and 7 spares that are used when maintenance is performed or repairs are required, with majority of work performed by Transportation Services' mechanics). Spare units allow for staffing of stations at shift change if there is overlap. Ambulances used in the provision of Emergency Medical Services experience significant wear and tear due to the nature of the work. An additional 3 units are being added to the fleet in 2027 as part of the proposed enhancement plan.

Justification

Attempting to extend the life of the ambulance beyond the 6 year replacement cycle will result in excessive repair costs and increase the risk of vehicle failure during an emergency call. Ambulances typically have a mileage of 300,000 km or more on disposal. New unit schedule: 2027 - 3. Replacement schedule: 2026 - 9 , 2027 - 0 , 2028 - 3 2029 - 0 , 2030 - 2 , 2031 - 4 , 2032 - 9, 2033 - 0, 2034 - 3, 2035 - 0. The historic replacement schedule has been 2 or 3 ambulances each year, but due to supplier delays and additional units being added to the fleet the the replacement schedule has been adjusted accordingly. An additional vendor is reentering the market, which has the potential to reduce order wait times by six months to a year.

10 Year Capital Forecast

	2026	2027	2028	2029	2030	2031	2032	2033	2034	2035	10 Year Total
49300 - Sale of Assets	($96,400)	$0	($34,400)	$0	($24,600)	($50,900)	($118,500)	$0	($40,900)	$0	($365,700)
49400 - Transfer From Reserve	($2,360,500)	($976,300)	($842,900)	$0	($601,900)	($1,344,400)	($3,258,300)	$0	($1,201,200)	$0	($10,585,500)
63047 - Vehicle Purchases	$2,456,900	$976,300	$877,300	$0	$626,500	$1,395,300	$3,376,800	$0	$1,242,100	$0	$10,951,200
Grand Total	**$0**	**$0**	**$0**	**$0**	**$0**	**$0**	**$0**	**$0**	**$0**	**$0**	**$0**

10 Year Operating Impacts - None

AMB-0002 - Debenture Payment Paramedic Service Base - Chatsworth

Project Status: Recurring

Project Type: Human Services - Paramedic Services

Region: Chatsworth

Asset Category: Non Tangible Capital Asset

Description

This base is at the Chatsworth Transportation depot opened in January 2019. The debenture is self financed over a 13 year term.

Justification

Required to repay the unfinanced capital outlay

10 Year Capital Forecast

	2026	2027	2028	2029	2030	2031	2032	2033	2034	2035	10 Year Total
49415 - From Reserve - Dev. Charges	($55,500)	($57,100)	($58,700)	($60,300)	($61,900)	($63,600)	$0	$0	$0	$0	($357,100)
62210 - Debenture - Interest Payments	$9,900	$8,400	$6,800	$5,100	$3,500	$1,800	$0	$0	$0	$0	$35,500
68210 - Debenture/Debt Principal Pmts.	$55,500	$57,000	$58,600	$60,300	$61,900	$63,600	$0	$0	$0	$0	$356,900
Grand Total	**$9,900**	**$8,300**	**$6,700**	**$5,100**	**$3,500**	**$1,800**	**$0**	**$0**	**$0**	**$0**	**$35,300**

10 Year Operating Impacts - None

AMB-0004 - Debenture Payment Paramedic Services Base - Durham

Project Status: Recurring

Project Type: Human Services - Paramedic Services

Region: West Grey

Asset Category: Buildings

Description

The Durham Base opened in September 2025. The debenture is self-financed over a 25 year term.

Justification

Required to repay the unfinanced capital outlay

10 Year Capital Forecast

	2026	2027	2028	2029	2030	2031	2032	2033	2034	2035	10 Year Total
Grand Total											

10 Year Operating Impacts - None

AMB-0005 - Power Stretchers

Project Status: Recurring

Project Type: Human Services - Paramedic Services

Region: Grey County

Asset Category: Machinery & Equipment

Description

There are 17 frontline and 4 spare power stretchers in the fleet, on a 10 year replacement cycle. An additional 3 stretchers will be purchased in 2027 per the enhancement plan.

Justification

Power stretchers reduce the potential for staff injury and work in combination with the power load system in ambulances. Stretcher breakdown or failure could pose risk to patient being transported and well as liability risk to County would be increased. New unit schedule: 2027 - 3. Replacement schedule: 2026 - 5, 2027 - 4, 2028 - 1, 2029 - 2, 2031 - 3, 2032 - 0, 2033 - 0, 2034 - 3, 2035 - 4.

10 Year Capital Forecast

	2026	2027	2028	2029	2030	2031	2032	2033	2034	2035	10 Year Total
49300 - Sale of Assets	($27,000)	($22,400)	($5,800)	($6,000)	$0	($19,200)	$0	($21,000)	$0	($28,800)	($130,200)
49400 - Transfer From Reserve	($164,500)	($255,100)	($35,200)	($36,500)	$0	($117,300)	$0	($130,300)	$0	($180,000)	($918,900)
63049 - Equipment Purchases	$191,500	$277,500	$41,000	$42,500	$0	$136,500	$0	$151,300	$0	$208,800	$1,049,100
Grand Total	**$0**	**$0**	**$0**	**$0**	**$0**	**$0**	**$0**	**$0**	**$0**	**$0**	**$0**

10 Year Operating Impacts - None

AMB-0006 - Vehicle AVL/GPS

Project Status: Recurring

Project Type: Human Services - Paramedic Services

Region: Grey County

Asset Category: Machinery & Equipment

Description

GPS aids the paramedic, duty supervisor and the ambulance communications center in the deployment of ambulances for emergency calls and emergency coverage.

Justification

Units will allow for vehicle locating and digital mapping. Current fleet has 21 front line unit, 3 CPLTC units and 2 spares. Units are expected to have a 6 year life cycle. An additional 3 units will be added in 2027 per the enhancement plan.

10 Year Capital Forecast

	2026	2027	2028	2029	2030	2031	2032	2033	2034	2035	10 Year Total
49400 - Transfer From Reserve	$0	($12,000)	$0	($102,800)	($8,900)	($9,200)	$0	($14,700)	$0	($126,300)	($273,900)
63049 - Equipment Purchases	$0	$12,000	$0	$102,800	$8,900	$9,200	$0	$14,700	$0	$126,300	$273,900
Grand Total	**$0**	**$0**	**$0**	**$0**	**$0**	**$0**	**$0**	**$0**	**$0**	**$0**	**$0**

10 Year Operating Impacts - None

AMB-0007 - Cardiac Monitors/Defibrillators

Project Status: Recurring

Project Type: Human Services - Paramedic Services

Region: Grey County

Asset Category: Machinery & Equipment

Description

Cardiac monitors/defibrillators are utilized for patient care, providing assessment of heart rhythm, 12 lead ECG to identify myocardial infarction (heart attack), respiratory rate, oxygen saturation, carbon monoxide and blood pressure assessment.

Justification

These units provide diagnostic tools and exceed the capabilities that an automatic external defibrillator (AED) provides. These units also provide heart rhythm analysis for cardiac arrest victims and defibrillation. Currently 25 units in our fleet with an additional 3 units to be purchased in 2027 as part of the enhancement plan.

10 Year Capital Forecast

	2026	2027	2028	2029	2030	2031	2032	2033	2034	2035	10 Year Total
49300 - Sale of Assets	$0	$0	$0	$0	($174,800)	($15,400)	($15,600)	$0	($24,000)	$0	($229,800)
49400 - Transfer From Reserve	$0	($138,800)	$0	$0	($878,500)	($90,800)	($94,300)	$0	($152,500)	$0	($1,354,900)
49415 - From Reserve - Dev. Charges	$0	$0	$0	$0	($126,200)	$0	$0	$0	$0	$0	($126,200)
63049 - Equipment Purchases	$0	$138,800	$0	$0	$1,179,500	$106,200	$109,900	$0	$176,500	$0	$1,710,900
Grand Total	**$0**	**$0**	**$0**	**$0**	**$0**	**$0**	**$0**	**$0**	**$0**	**$0**	**$0**

10 Year Operating Impacts - None

AMB-0008 - Emergency Response Unit Replacement

Project Status: Recurring

Project Type: Human Services - Paramedic Services

Region: Grey County

Asset Category: Vehicles

Description

The Paramedic Services fleet of response units comprises of: 2 vehicles used by duty supervisors (5 year life, typically in excess of 275,000 km when replaced); 1 First Response Unit (6 year life span) 1 Community Paramedicine vehicle (7 year life), 1 incident response unit (trailer, lifespan 20 years) and 3 Community Paramedicine for Long Term Care (7 year life). CP vehicles are SUV's to allow them to provide coverage to the 911 operations.

Justification

The risk of vehicle failure increases as vehicle age; vehicles travel throughout County using emergency warning systems and must be capable of safe response in all conditions. The capital plan allows for the replacement of 2 duty supervisor vehicles in 2029 and 2034, the Community Paramedicine vehicle in 2026 and 2033, the 3 CPLTC vehicles in 2029 and the incident response trailer in 2030. The plan does not include the replacement of the FRU as the enhancement plan has the FRU converting to an ambulance.

10 Year Capital Forecast

	2026	2027	2028	2029	2030	2031	2032	2033	2034	2035	10 Year Total
49300 - Sale of Assets	($1,000)	$0	$0	($5,000)	($1,000)	$0	$0	($1,000)	($2,000)	$0	($10,000)
49400 - Transfer From Reserve	($80,900)	$0	$0	($265,700)	($75,500)	$0	$0	($103,200)	($315,900)	$0	($841,200)
51100 - Provincial Conditional Grant	$0	$0	$0	($288,900)	$0	$0	$0	$0	$0	$0	($288,900)
63047 - Vehicle Purchases	$81,900	$0	$0	$559,600	$76,500	$0	$0	$104,200	$317,900	$0	$1,140,100
Grand Total	**$0**	**$0**	**$0**	**$0**	**$0**	**$0**	**$0**	**$0**	**$0**	**$0**	**$0**

10 Year Operating Impacts - None

AMB-0009 - Mechanical Compression Device

Project Status: Recurring

Project Type: Human Services - Paramedic Services

Region: Grey County

Asset Category: Machinery & Equipment

Description

New cardiac arrest standards in 2023 increased the delivery time from 6 to 8 minutes to 20 minutes prior to a decision whether to transport to hospital or termination of resuscitation being made. The current fleet has 21 units with and additional 3 units being added in 2027 for the enhancement plan.

Justification

These devices reduces the physical demand on the paramedic and allows them to focus more on patient care and transport. Mechanical devices will also allow for CPR in tight areas as well as the ability for continuous CPR during extrication and transport. There is a significant safety enhancement as the paramedic or responder does not have to be unbelted during transport to perform CPR. Estimated 10 year useful life.

10 Year Capital Forecast

	2026	2027	2028	2029	2030	2031	2032	2033	2034	2035	10 Year Total
49400 - Transfer From Reserve	$0	($96,400)	$0	$0	$0	($405,700)	$0	$0	($327,100)	($84,600)	($913,800)
63049 - Equipment Purchases	$0	$96,400	$0	$0	$0	$405,700	$0	$0	$327,100	$84,600	$913,800
Grand Total	**$0**	**$0**	**$0**	**$0**	**$0**	**$0**	**$0**	**$0**	**$0**	**$0**	**$0**

10 Year Operating Impacts - None

AMB-0010 - Tablet Computers/Ipads for Ambulances

Project Status: Recurring

Project Type: Human Services - Paramedic Services

Region: Grey County

Asset Category: Machinery & Equipment

Description

Tablets and mounts are utilized in ambulances and emergency response vehicles. Ambulance call reports are required to be completed as soon as the call is completed thus requiring fully functional devices. The tablets are mounted in ambulances, the cost includes dock and power supply installation and certification; these units also provide digital mapping for paramedic response to emergency calls and transportation to hospital. Starting in 2025, tablet computer were replaced by iPads. This budget also includes requisite accessories (protective cases, keyboards and cording) and vehicle mounting equipment.

Justification

Failure of the tablets could pose risk during emergency responses as a result of loss of digital mapping. Tablets and mounts are replaced for the entire fleet in order to maintain consistency in product and the ability to move devices from one vehicle to another. Enhancement additions in 2027: 3. Replacement unit counts: 2030 - 60, 2032 - 3 and 2035 - 60.

10 Year Capital Forecast

	2026	2027	2028	2029	2030	2031	2032	2033	2034	2035	10 Year Total
49400 - Transfer From Reserve	$0	($4,700)	$0	$0	($104,200)	$0	($5,600)	$0	$0	($123,800)	($238,300)
63049 - Equipment Purchases	$0	$4,700	$0	$0	$104,200	$0	$5,600	$0	$0	$123,800	$238,300
Grand Total	**$0**	**$0**	**$0**	**$0**	**$0**	**$0**	**$0**	**$0**	**$0**	**$0**	**$0**

10 Year Operating Impacts - None

AMB-0011 - Tracked Stair Chairs

Project Status: Recurring

Project Type: Human Services - Paramedic Services

Region: Grey County

Asset Category: Machinery & Equipment

Description

21 tracked stair chairs are used in the provision of emergency and non emergency patient care duties to move patients up and down staircases. Each ambulance carries a stair chair with an anticipated useful life of 10 years.

Justification

The stair chair reduces potential staff injury by decreasing amount of lifting required when going down staircases and may also reduce the need for fire to respond for assistance. Replacing 14 in 2026 and 3 in 2029, 3 in 2034, 2 in 2035, with an additional 3 units being added in 2027 as part of the enhancement plan.

10 Year Capital Forecast

	2026	2027	2028	2029	2030	2031	2032	2033	2034	2035	10 Year Total
49300 - Sale of Assets	($7,000)	$0	$0	($1,500)	$0	$0	$0	$0	($1,500)	($1,000)	($11,000)
49400 - Transfer From Reserve	($77,700)	($18,100)	$0	($18,600)	$0	$0	$0	$0	($22,400)	($15,500)	($152,300)
63049 - Equipment Purchases	$84,700	$18,100	$0	$20,100	$0	$0	$0	$0	$23,900	$16,500	$163,300
Grand Total	**$0**	**$0**	**$0**	**$0**	**$0**	**$0**	**$0**	**$0**	**$0**	**$0**	**$0**

10 Year Operating Impacts - None

AMB-0012 - Paramedic Services New Feversham Base

Project Status: Recurring

Project Type: Human Services - Paramedic Services

Region: Grey Highlands

Asset Category: Buildings

Description

As presented in PSR-CW-06-23, additional units required for Paramedic Services over the next 10 years to improve rural response times and accommodate parking spaces for enhancement units.

Justification

The new base locations were determined to improve response times for the rural areas of The County in accordance with the Comprehensive Deployment Review published in 2023.

10 Year Capital Forecast

	2026	2027	2028	2029	2030	2031	2032	2033	2034	2035	10 Year Total
49400 - Transfer From Reserve	($129,200)	$0	$0	$0	$0	$0	$0	$0	$0	$0	($129,200)
50000 - Serial Debentures	($2,392,900)	$0	$0	$0	$0	$0	$0	$0	$0	$0	($2,392,900)
62210 - Debenture - Interest Payments	$119,600	$117,100	$114,500	$111,700	$108,800	$105,800	$102,600	$99,200	$95,700	$92,000	$1,067,000
64102 - Professional & Consulting Fees	$200,000	$0	$0	$0	$0	$0	$0	$0	$0	$0	$200,000
64500 - Buildings/Renovations	$2,192,900	$0	$0	$0	$0	$0	$0	$0	$0	$0	$2,192,900
68210 - Debenture/Debt Principal Pmts.	$50,200	$52,700	$55,300	$58,100	$61,000	$64,000	$67,200	$70,600	$74,100	$77,800	$631,000
Grand Total	**$40,600**	**$169,800**	**$169,800**	**$169,800**	**$169,800**	**$169,800**	**$169,800**	**$169,800**	**$169,800**	**$169,800**	**$1,568,800**

10 Year Operating Impacts - None

AMB-0013 - Roof Replacement (Owen Sound Base)

Project Status: Rebudgeted

Project Type: Human Services - Paramedic Services

Region: Owen Sound

Asset Category: Buildings

Description

Replacing the flat roof Owen Sound Paramedic Base

Justification

This base was built in 2004; the building condition assessment (BCA) completed in 2020 recommended the roof be replaced in 2033. Initial vendor assessment in 2024 indicated that earlier maintenance would extend the roof lifecycle, however a second opinion is being sought to determine the need to conduct this maintenance ahead of the BCA schedule.

10 Year Capital Forecast

	2026	2027	2028	2029	2030	2031	2032	2033	2034	2035	10 Year Total
49400 - Transfer From Reserve	($90,000)	$0	$0	$0	$0	$0	$0	$0	$0	$0	($90,000)
64403 - Bldg Contracted Services	$90,000	$0	$0	$0	$0	$0	$0	$0	$0	$0	$90,000
Grand Total	**$0**	**$0**	**$0**	**$0**	**$0**	**$0**	**$0**	**$0**	**$0**	**$0**	**$0**

10 Year Operating Impacts - None

AMB-0014 - Paramedic Services New Ayton Base

Project Status: Recurring

Project Type: Human Services - Paramedic Services

Region: West Grey

Asset Category: Buildings

Description

As presented in PSR-CW-06-23, additional units required for Paramedic Services over the next 10 years to improve rural response times and accommodate parking spaces for enhancement units.

Justification

The new base locations were determined to improve response times for the rural areas of The County in accordance with the Comprehensive Deployment Review published in 2023.

10 Year Capital Forecast

	2026	2027	2028	2029	2030	2031	2032	2033	2034	2035	10 Year Total
49400 - Transfer From Reserve	$0	($166,700)	$0	$0	$0	$0	$0	$0	$0	$0	($166,700)
50000 - Serial Debentures	($2,472,000)	$0	$0	$0	$0	$0	$0	$0	$0	$0	($2,472,000)
62210 - Debenture - Interest Payments	$0	$123,600	$121,000	$118,300	$115,400	$112,400	$109,300	$106,000	$102,500	$98,900	$1,007,400
64102 - Professional & Consulting Fees	$206,000	$0	$0	$0	$0	$0	$0	$0	$0	$0	$206,000
64500 - Buildings/Renovations	$2,266,000	$0	$0	$0	$0	$0	$0	$0	$0	$0	$2,266,000
68210 - Debenture/Debt Principal Pmts.	$0	$51,800	$54,400	$57,100	$60,000	$63,000	$66,100	$69,400	$72,900	$76,500	$571,200
Grand Total	**$0**	**$8,700**	**$175,400**	**$175,400**	**$175,400**	**$175,400**	**$175,400**	**$175,400**	**$175,400**	**$175,400**	**$1,411,900**

10 Year Operating Impacts - None

AMB-0015 - Parking Lot (Owen Sound Base)

Project Status: Recurring

Project Type: Human Services - Paramedic Services

Region: Owen Sound

Asset Category: Land and Land Improvements

Description

Resurfacing the Parking lot of Owen Sound Paramedic Base

Justification

This base was built in 2004; the building condition assessment that was completed in 2020 recommends that the parking lot be re-surfaced at the end of the expected service life (20 years). A condition assessment is regularly conducted to extend the useful life.

10 Year Capital Forecast

	2026	2027	2028	2029	2030	2031	2032	2033	2034	2035	10 Year Total
49400 - Transfer From Reserve	$0	($36,300)	$0	$0	$0	$0	$0	$0	$0	$0	($36,300)
64403 - Bldg Contracted Services	$0	$36,300	$0	$0	$0	$0	$0	$0	$0	$0	$36,300
Grand Total	**$0**	**$0**	**$0**	**$0**	**$0**	**$0**	**$0**	**$0**	**$0**	**$0**	**$0**

10 Year Operating Impacts - None

AMB-0016 - Carbon Monoxide Detectors (Craigleith Base)

Project Status: Rolled Forward

Project Type: Human Services - Paramedic Services

Region: Blue Mountains

Asset Category: Buildings

Description

Replace carbon monoxide detection and airflow systems at the Craigleith Paramedic Base.

Justification

This base was built in 2012; it is recommended that the carbon monoxide detection system in the garage bays be replaced at end of service life (15 years).

10 Year Capital Forecast

	2026	2027	2028	2029	2030	2031	2032	2033	2034	2035	10 Year Total
49400 - Transfer From Reserve	$0	($5,000)	$0	$0	$0	$0	$0	$0	$0	$0	($5,000)
64403 - Bldg Contracted Services	$0	$5,000	$0	$0	$0	$0	$0	$0	$0	$0	$5,000
Grand Total	**$0**	**$0**	**$0**	**$0**	**$0**	**$0**	**$0**	**$0**	**$0**	**$0**	**$0**

10 Year Operating Impacts - None

AMB-0017 - Paramedic Services New Thornbury Base

Project Status: Recurring

Project Type: Human Services - Paramedic Services

Region: Blue Mountains

Asset Category: Buildings

Description

As presented in PSR-CW-06-23, additional units required for Paramedic Services over the next 10 years to improve rural response times and accommodate parking spaces for enhancement units.

Justification

The new base locations were determined to improve response times for the rural areas of The County in accordance with the Comprehensive Deployment Review published in 2023.

10 Year Capital Forecast

	2026	2027	2028	2029	2030	2031	2032	2033	2034	2035	10 Year Total
50000 - Serial Debentures	$0	($2,546,200)	$0	$0	$0	$0	$0	$0	$0	$0	($2,546,200)
62210 - Debenture - Interest Payments	$0	$0	$127,300	$124,600	$121,800	$118,900	$115,800	$112,600	$109,200	$105,600	$935,800
64102 - Professional & Consulting Fees	$0	$212,000	$0	$0	$0	$0	$0	$0	$0	$0	$212,000
64500 - Buildings/Renovations	$0	$2,334,200	$0	$0	$0	$0	$0	$0	$0	$0	$2,334,200
68210 - Debenture/Debt Principal Pmts.	$0	$0	$53,400	$56,100	$58,900	$61,800	$64,900	$68,100	$71,500	$75,100	$509,800
Grand Total	**$0**	**$0**	**$180,700**	**$180,700**	**$180,700**	**$180,700**	**$180,700**	**$180,700**	**$180,700**	**$180,700**	**$1,445,600**

10 Year Operating Impacts - None

AMB-0018 - Exterior Door Replacements (Owen Sound Base)

Project Status: Rolled Forward

Project Type: Human Services - Paramedic Services

Region: Owen Sound

Asset Category: Buildings

Description

Replace exterior doors and interior vestibule door at Owen Sound Paramedic Base

Justification

This base was built in 2004; the building condition assessment that was completed in 2020 recommends that the exterior doors be replaced at the end of their expected service life (25 years). An assessment of the equipment will be conducted and the recommended replacement undertaken as necessary which could extend the useful life.

10 Year Capital Forecast

	2026	2027	2028	2029	2030	2031	2032	2033	2034	2035	10 Year Total
49400 - Transfer From Reserve	$0	$0	($15,000)	$0	$0	$0	$0	$0	$0	$0	($15,000)
64403 - Bldg Contracted Services	$0	$0	$15,000	$0	$0	$0	$0	$0	$0	$0	$15,000
Grand Total	**$0**	**$0**	**$0**	**$0**	**$0**	**$0**	**$0**	**$0**	**$0**	**$0**	**$0**

10 Year Operating Impacts - None

AMB-0019 - Overhead Door Replacements (Owen Sound Base)

Project Status: Rolled Forward

Project Type: Human Services - Paramedic Services

Region: Owen Sound

Asset Category: Buildings

Description

Replace six overhead doors at Owen Sound Paramedic Base

Justification

This base was built in 2004; the building condition assessment that was completed in 2020 recommends that the overheads doors be replaced at the end of their expected service life (20 years). An assessment of the equipment will be conducted and the recommended replacement undertaken as necessary which could extend the useful life.

10 Year Capital Forecast

	2026	2027	2028	2029	2030	2031	2032	2033	2034	2035	10 Year Total
49400 - Transfer From Reserve	$0	$0	($99,000)	$0	$0	$0	$0	$0	$0	$0	($99,000)
64403 - Bldg Contracted Services	$0	$0	$99,000	$0	$0	$0	$0	$0	$0	$0	$99,000
Grand Total	**$0**	**$0**	**$0**	**$0**	**$0**	**$0**	**$0**	**$0**	**$0**	**$0**	**$0**

10 Year Operating Impacts - None

AMB-0020 - Paramedic Services New Cobble Base

Project Status: Recurring

Project Type: Human Services - Paramedic Services

Region: Georgian Bluffs

Asset Category: Buildings

Description

As presented in PSR-CW-06-23, additional units required for Paramedic Services over the next 10 years to improve rural response times and accommodate parking spaces for enhancement units.

Justification

The new base locations were determined to improve response times for the rural areas of The County in accordance with the Comprehensive Deployment Review published in 2023.

10 Year Capital Forecast

	2026	2027	2028	2029	2030	2031	2032	2033	2034	2035	10 Year Total
50000 - Serial Debentures	$0	$0	($2,622,500)	$0	$0	$0	$0	$0	$0	$0	($2,622,500)
62210 - Debenture - Interest Payments	$0	$0	$0	$131,100	$128,400	$125,500	$122,500	$119,300	$115,900	$112,400	$855,100
64102 - Professional & Consulting Fees	$0	$0	$216,000	$0	$0	$0	$0	$0	$0	$0	$216,000
64500 - Buildings/Renovations	$0	$0	$2,406,500	$0	$0	$0	$0	$0	$0	$0	$2,406,500
68210 - Debenture/Debt Principal Pmts.	$0	$0	$0	$55,000	$57,700	$60,600	$63,600	$66,800	$70,200	$73,700	$447,600
Grand Total	**$0**	**$0**	**$0**	**$186,100**	**$186,100**	**$186,100**	**$186,100**	**$186,100**	**$186,100**	**$186,100**	**$1,302,700**

10 Year Operating Impacts - None

AMB-0021 - Metal Roof (Craigleith Base)

Project Status: Rolled Forward

Project Type: Human Services - Paramedic Services

Region: Blue Mountains

Asset Category: Buildings

Description

Replace asphalt shingle roof with a metal roof at the Craigleith Paramedic Base

Justification

This base was built in 2012; it is recommended that roof be replaced at end of service life (20 years). An assessment of roof will be conducted and the recommended replacement undertaken as necessary which could extend the useful life.

10 Year Capital Forecast

	2026	2027	2028	2029	2030	2031	2032	2033	2034	2035	10 Year Total
49400 - Transfer From Reserve	$0	$0	$0	$0	$0	$0	($82,500)	$0	$0	$0	($82,500)
64403 - Bldg Contracted Services	$0	$0	$0	$0	$0	$0	$82,500	$0	$0	$0	$82,500
Grand Total	**$0**	**$0**	**$0**	**$0**	**$0**	**$0**	**$0**	**$0**	**$0**	**$0**	**$0**

10 Year Operating Impacts - None

AMB-0022 - Replace Furnace (Craigleith Base)

Project Status: Rolled Forward

Project Type: Human Services - Paramedic Services

Region: Blue Mountains

Asset Category: Buildings

Description

Replace gas-fired furnace at the Craigleith Paramedic Base.

Justification

This base was built in 2012; it is recommended that the furnace be replaced at end of service life (20 years). An assessment of equipment will be conducted and the recommended replacement undertaken as necessary which could extend the useful life.

10 Year Capital Forecast

	2026	2027	2028	2029	2030	2031	2032	2033	2034	2035	10 Year Total
49400 - Transfer From Reserve	$0	$0	$0	$0	$0	$0	($7,500)	$0	$0	$0	($7,500)
64403 - Bldg Contracted Services	$0	$0	$0	$0	$0	$0	$7,500	$0	$0	$0	$7,500
Grand Total	**$0**	**$0**	**$0**	**$0**	**$0**	**$0**	**$0**	**$0**	**$0**	**$0**	**$0**

10 Year Operating Impacts - None

AMB-0023 - Overhead doors (Craigleith Base)

Project Status: Rolled Forward

Project Type: Human Services - Paramedic Services

Region: Blue Mountains

Asset Category: Buildings

Description

Replace overhead doors and mechanical operators at the Craigleith Paramedic Base.

Justification

This base was built in 2012; it is recommended that the overhead doors be replaced at end of service life (20 years). An assessment of equipment will be conducted and the recommended replacement undertaken as necessary which could extend the useful life.

10 Year Capital Forecast

	2026	2027	2028	2029	2030	2031	2032	2033	2034	2035	10 Year Total
49400 - Transfer From Reserve	$0	$0	$0	$0	$0	$0	($16,000)	$0	$0	$0	($16,000)
64403 - Bldg Contracted Services	$0	$0	$0	$0	$0	$0	$16,000	$0	$0	$0	$16,000
Grand Total	**$0**	**$0**	**$0**	**$0**	**$0**	**$0**	**$0**	**$0**	**$0**	**$0**	**$0**

10 Year Operating Impacts - None

AMB-0024 - Window Replacements (Owen Sound Base)

Project Status: Rolled Forward

Project Type: Human Services - Paramedic Services

Region: Owen Sound

Asset Category: Buildings

Description

Replace all building windows with upgraded, energy efficient units at Owen Sound Paramedic Base

Justification

This base was built in 2004; the building condition assessment that was completed in 2020 recommends that the windows be replaced at the end of their expected service life (30 years). An assessment of equipment will be conducted and the recommended replacement undertaken as necessary which could extend the useful life.

10 Year Capital Forecast

	2026	2027	2028	2029	2030	2031	2032	2033	2034	2035	10 Year Total
49400 - Transfer From Reserve	$0	$0	$0	$0	$0	$0	$0	($12,000)	$0	$0	($12,000)
64403 - Bldg Contracted Services	$0	$0	$0	$0	$0	$0	$0	$12,000	$0	$0	$12,000
Grand Total	**$0**	**$0**	**$0**	**$0**	**$0**	**$0**	**$0**	**$0**	**$0**	**$0**	**$0**

10 Year Operating Impacts - None

AMB-0025 - Roof Assemblies Replacements (Owen Sound Base)

Project Status: Rolled Forward

Project Type: Human Services - Paramedic Services

Region: Owen Sound

Asset Category: Buildings

Description

Replace roof assemblies at Owen Sound Paramedic Base

Justification

This base was built in 2004; the building condition assessment that was completed in 2020 recommends that the roof assemblies be replaced at the end of their expected service life (30 years).

10 Year Capital Forecast

	2026	2027	2028	2029	2030	2031	2032	2033	2034	2035	10 Year Total
49400 - Transfer From Reserve	$0	$0	$0	$0	$0	$0	$0	($98,000)	$0	$0	($98,000)
64403 - Bldg Contracted Services	$0	$0	$0	$0	$0	$0	$0	$98,000	$0	$0	$98,000
Grand Total	**$0**	**$0**	**$0**	**$0**	**$0**	**$0**	**$0**	**$0**	**$0**	**$0**	**$0**

10 Year Operating Impacts - None

AMB-0026 - Transfer to Reserves (Vehicle and Equipment Replacement)

Project Status: Recurring

Project Type: Human Services - Paramedic Services

Region: Grey County

Asset Category: Non Tangible Capital Asset

Description

Transfer to Reserves (Vehicle and Equipment Replacement)

Justification

Inadequate contributions to the equipment reserve will cause spikes in different budget years placing a heavy burden on the tax levy. Equipment utilized in the ambulance service is replaced on different life cycles ranging from five to fifteen years.

10 Year Capital Forecast

	2026	2027	2028	2029	2030	2031	2032	2033	2034	2035	10 Year Total
67027 - Interfunc. Vehicle Charge	($9,800)	($10,100)	($10,400)	($10,700)	($11,000)	($11,300)	($11,600)	($11,900)	($11,900)	($12,700)	($111,400)
69106 - Transfer to Reserve Asset Mgmt	$128,700	$133,200	$137,800	$142,600	$147,500	$152,600	$157,800	$163,200	$168,900	$174,800	$1,507,100
Grand Total	**$118,900**	**$123,100**	**$127,400**	**$131,900**	**$136,500**	**$141,300**	**$146,200**	**$151,300**	**$157,000**	**$162,100**	**$1,395,700**

10 Year Operating Impacts - None

AMB-0027 - Transfer to Reserve (BCA) EMS Station Capital Repairs

Project Status: Recurring

Project Type: Human Services - Paramedic Services

Region: Grey County

Asset Category: Non Tangible Capital Asset

Description

Transfer to Reserves (Paramedic Building Maintenance and Replacement)

Justification

As with all capital assets, building and their components have a useful lifespan and will need to be replaced or upgraded periodically. The inclusion of capital funding reserves will help to eliminate significant one-time funding requirements as they occur.

10 Year Capital Forecast

	2026	2027	2028	2029	2030	2031	2032	2033	2034	2035	10 Year Total
69106 - Transfer to Reserve Asset Mgmt	$34,800	$36,200	$37,600	$39,100	$40,700	$42,300	$44,000	$45,800	$47,000	$48,400	$415,900
Grand Total	**$34,800**	**$36,200**	**$37,600**	**$39,100**	**$40,700**	**$42,300**	**$44,000**	**$45,800**	**$47,000**	**$48,400**	**$415,900**

10 Year Operating Impacts - None

AMB-0028 - Kitchenette Addition (Chatsworth Base)

Project Status: New

Project Type: Human Services - Paramedic Services

Region: Chatsworth

Asset Category: Buildings

Description

Addition of a kitchenette at the Chatsworth Base

Justification

A dedicated kitchen space allows them to prepare and clean-up meals.

10 Year Capital Forecast

	2026	2027	2028	2029	2030	2031	2032	2033	2034	2035	10 Year Total
49400 - Transfer From Reserve	($20,000)	$0	$0	$0	$0	$0	$0	$0	$0	$0	($20,000)
64403 - Bldg Contracted Services	$20,000	$0	$0	$0	$0	$0	$0	$0	$0	$0	$20,000
Grand Total	**$0**	**$0**	**$0**	**$0**	**$0**	**$0**	**$0**	**$0**	**$0**	**$0**	**$0**

10 Year Operating Impacts - None

AMB-0029 - Paramedic Services New Dundalk Base

Project Status: New

Project Type: Human Services - Paramedic Services

Region: Southgate

Asset Category: Buildings

Description

The current Dundalk base location is based on a lease agreement between Grey County and the Township of Southgate. The Township has determined that due to a required expansion of their fire services, they need the space to accommodate the growth. Grey County has been advised that their current lease agreement is unlikely to be renewed once fire services expansion is underway. As a result, a new build is required to accommodate Dundalk paramedic services.

Justification

The new base location will offer Dundalk paramedic services with a permanent location managed and owned by Grey County.

10 Year Capital Forecast

	2026	2027	2028	2029	2030	2031	2032	2033	2034	2035	10 Year Total
50000 - Serial Debentures	($2,472,000)	$0	$0	$0	$0	$0	$0	$0	$0	$0	($2,472,000)
62210 - Debenture - Interest Payments	$0	$123,600	$121,000	$118,300	$115,400	$112,400	$109,300	$106,000	$102,500	$98,900	$1,007,400
63400 - Buildings/Renovations	$2,266,000	$0	$0	$0	$0	$0	$0	$0	$0	$0	$2,266,000
64102 - Professional & Consulting Fees	$206,000	$0	$0	$0	$0	$0	$0	$0	$0	$0	$206,000
68210 - Debenture/Debt Principal Pmts.	$0	$51,800	$54,400	$57,100	$60,000	$63,000	$66,100	$69,400	$72,900	$76,500	$571,200
Grand Total	**$0**	**$175,400**	**$175,400**	**$175,400**	**$175,400**	**$175,400**	**$175,400**	**$175,400**	**$175,400**	**$175,400**	**$1,578,600**

10 Year Operating Impacts - None

Grey County

Colour It Your Way

Transportation Services

Transportation Services Summary

Grey County Transportation Services maintains a network of over 877 kilometres of county roads and 192 large structures including bridges and culverts. The Transportation Department plans and oversees construction projects to maintain and improve the county road network.

The Transportation Services capital budget is separated into three primary categories.

Major Road and Bridge Construction

This portion of the budget includes major road rehabilitation and reconstruction projects, ranging from pulverizing and paving, asphalt overlays, total reconstruction, and more. Bridge construction includes maintenance to extend the life of structures, and the replacement of bridges and culverts.

Facilities, Depots

This portion of the budget includes capital investments to maintain existing buildings and depots that are used to support transportation services operations, as well as the construction of any new buildings.

Machinery and Equipment

This budget includes the purchasing of major equipment that is used by Grey County to keep our roadways safe. This includes but is not limited to snow plows, patrol vehicles, heavy equipment such as back hoes, and other tools and equipment used to maintain vehicles and service our roadways.

2026-2028 Transportation Services Capital Highlights

	2026	2027	2028	3 Year Total
Transportation - Facilities, Depots and Domes	**8,529,400.00**	**2,904,400.00**	**706,200.00**	**12,140,000.00**
HOU-0003 - Patrol D - New Facility (Ceylon)	7,760,300.00	0.00	0.00	7,760,300.00
HOU-0005 - Patrol B - Kimberley Dome Contingency	50,000.00	0.00	0.00	50,000.00
HOU-0011 - Various Locations - Electric Vehicle Chargers	100,000.00	0.00	0.00	100,000.00
HOU-0013 - Patrol A Chatsworth - Bridge Crew Storage Building	0.00	128,800.00	0.00	128,800.00
HOU-0014 - Patrol A Chatsworth - Electrical Distribution, Domestic Water Supply and Septic System	100,000.00	0.00	0.00	100,000.00

	2026	2027	2028	3 Year Total
HOU-0018 - Patrol A Chatsworth - Infra-Red Radiant Heaters	20,000.00	0.00	0.00	20,000.00
HOU-0020 - Patrol A Chatsworth - Parking Lot and Sidewalk	0.00	280,800.00	0.00	280,800.00
HOU-0021 - Patrol C Ayton - Parking Lot	0.00	160,000.00	0.00	160,000.00
HOU-0022 - Patrol A Chatsworth - Depot Roofing System	0.00	0.00	260,100.00	260,100.00
HOU-0030 - Patrol B Clarksburg - Replace sand building	0.00	1,860,000.00	0.00	1,860,000.00
HOU-0060 - Capital Depot Repairs - Miscellaneous	24,400.00	24,900.00	25,400.00	74,700.00
HOU-0061 - Transfer to Reserves - Climate Change Initiatives	31,800.00	32,400.00	33,000.00	97,200.00
HOU-0062 - Transfer to Reserves - Dome/Depot Repairs and Replacement Reserves	365,900.00	376,700.00	387,700.00	1,130,300.00
HOU-0063 - Patrol A Chatsworth - Removal of Asbestos	47,000.00	0.00	0.00	47,000.00
HOU-0066 - Patrol B Kimberley - Winter Dome Decommissioning	0.00	40,800.00	0.00	40,800.00
HOU-0069 - Patrol B Clarksburg - Floor Drains	30,000.00	0.00	0.00	30,000.00
Transportation - Machinery and Equipment	**3,700,200.00**	**1,082,000.00**	**1,990,500.00**	**6,772,700.00**
MOP-0001 - Purchase of Tandem Trucks	2,210,100.00	0.00	996,000.00	3,206,100.00
MOP-0002 - Purchase of Half-Ton Trucks	374,200.00	218,400.00	238,800.00	831,400.00
MOP-0005 - Purchase of Bridge Crew Utility Vehicles	0.00	156,100.00	0.00	156,100.00
MOP-0006 - Purchase of Trailers	0.00	26,000.00	9,000.00	35,000.00
MOP-0007 - Purchase of Tractor with Loader, Mower, Sweeper	0.00	193,800.00	197,700.00	391,500.00
MOP-0008 - Purchase of Brush Chipper	0.00	0.00	132,800.00	132,800.00
MOP-0011 - Purchase of Graders	663,000.00	0.00	0.00	663,000.00

	2026	2027	2028	3 Year Total
MOP-0012 - Purchase of One-ton Trucks	230,000.00	241,600.00	0.00	471,600.00
MOP-0013 - Purchase of Three-Quarter-ton Truck	0.00	85,000.00	231,800.00	316,800.00
MOP-0014 - Purchase of Sign Shop Printer	0.00	0.00	20,000.00	20,000.00
MOP-0017 - Non-Licensed Equipment	83,600.00	85,300.00	87,000.00	255,900.00
MOP-0018 - Equipment Innovation and Accessories/Attachments	66,300.00	67,600.00	69,000.00	202,900.00
MOP-0019 - Auction Fees	8,000.00	8,200.00	8,400.00	24,600.00
MOP-0020 - Ontario Works Passenger Vans	65,000.00	0.00	0.00	65,000.00
Transportation - Major Road and Bridge Construction	**35,444,200.00**	**46,146,700.00**	**40,206,500.00**	**121,797,400.00**
CON-0006 - Grey Road 19 and Grey Road 21 Intersection Upgrades	0.00	5,767,800.00	0.00	5,767,800.00
CON-0012 - Grey Road 30 Pulverize and Pave Rehabilitation: Lower Valley Road to Grey Road 13 (30006-30007)	1,723,600.00	0.00	0.00	1,723,600.00
CON-0015 - Transfer to Reserve - Structures/Culvert Rehabilitation Reserve	3,000,000.00	3,250,000.00	3,500,000.00	9,750,000.00
CON-0016 - Structure 900-363 Euphrasia-St. Vincent Townline	1,377,500.00	0.00	0.00	1,377,500.00
CON-0024 - Grey Road 19 Urban 4 Laning: Grey Road 21 to Grey Road 119 (19030)	0.00	2,082,200.00	2,853,800.00	4,936,000.00
CON-0025 - Grey Road 19 and Crosswinds Boulevard Intersection Upgrades (Utility Relocations)	0.00	2,456,800.00	0.00	2,456,800.00
CON-0028 - Structure 900-164 Glenelg Road 23	0.00	1,806,500.00	0.00	1,806,500.00
CON-0029 - Transfer to Reserve - Asset Management Plan	1,401,700.00	2,589,200.00	3,813,300.00	7,804,200.00
CON-0034 - Grey Road 9 Urban Rehab: Ida Street to Proton Street Dundalk (9048, 9051)	3,654,600.00	0.00	0.00	3,654,600.00
CON-0035 - Grey Road 12 Reconstruction: Ford's Drive to	1,810,500.00	0.00	0.00	1,810,500.00

	2026	2027	2028	3 Year Total
Wellington Avenue (12012-12015)				
CON-0036 - Grey Road 17B Urbanization: Somers St. to Highway 21 (17B009-17B012)	0.00	3,369,500.00	0.00	3,369,500.00
CON-0037 - Grey Road 18 Cream: Grey Road 5 to Grey Road 11 (18012-18014)	0.00	3,009,700.00	0.00	3,009,700.00
CON-0038 - Structure 040-086 Grey Road 40	1,020,600.00	0.00	0.00	1,020,600.00
CON-0040 - Bridge 900-114; Chatsworth	1,659,100.00	0.00	0.00	1,659,100.00
CON-0047 - Grey Road 14 Pulverize and Pave: 800 m south of Southgate Road 14 to Cedarville west limits	0.00	0.00	4,399,400.00	4,399,400.00
CON-0051 - Bridge 004-207; West Grey	0.00	2,397,100.00	0.00	2,397,100.00
CON-0055 - Grey Road 5 Pulverize & Pave: Grey Road 18 to 1.4 km East of Grey Road 18 (5015)	0.00	0.00	1,112,900.00	1,112,900.00
CON-0056 - Grey Road 5 Pulverize & Pave: 1.4 km East of Grey Road 18 to 3.3 km East of Grey Road 18 (5018)	0.00	0.00	2,365,700.00	2,365,700.00
CON-0059 - Grey Road 12 Overlay: Grey Road 112 to 7th Line (12063)	0.00	0.00	652,800.00	652,800.00
CON-0070 - Bridge 900-226: West Grey / Grey Highlands	0.00	0.00	2,890,700.00	2,890,700.00
CON-0071 - Grey Road 1 Grind and Pave: East Linton Sideroad - Owen Sound (1051-1063)	0.00	3,141,200.00	0.00	3,141,200.00
CON-0084 - Grey Road 2 Pulverize and Pave: John Street to Grey Road 31 (2018-2021)	2,087,200.00	0.00	0.00	2,087,200.00
CON-0085 - Grey Road 3 Pulverize and Pave: Concession 16 to Grey Road 4 (3022-3026)	2,638,500.00	0.00	0.00	2,638,500.00
CON-0110 - Bridge 900-188; Steel Beam Pony Truss - West Grey between GR 28 and GR 3	820,100.00	0.00	0.00	820,100.00
CON-0122 - Structure 015-023 Grey Road 15 - Leith	0.00	0.00	1,893,200.00	1,893,200.00

	2026	2027	2028	3 Year Total
CON-0123 - Minor Capital	763,400.00	782,300.00	799,900.00	2,345,600.00
CON-0124 - 10 Year Bridge Designs	173,200.00	176,700.00	90,100.00	440,000.00
CON-0125 - Major Bridge and Culvert Repairs	592,800.00	615,000.00	636,500.00	1,844,300.00
CON-0126 - Structure Detailed Investigations	95,900.00	97,800.00	49,900.00	243,600.00
CON-0127 - Catch Basin Repair	65,800.00	68,300.00	70,700.00	204,800.00
CON-0128 - Inspection and Quality Assurance for Capital Projects	580,200.00	599,200.00	620,200.00	1,799,600.00
CON-0129 - In-House Engineering Costs for Capital Projects	645,500.00	686,000.00	710,000.00	2,041,500.00
CON-0130 - External Engineering Costs	298,000.00	304,000.00	310,000.00	912,000.00
CON-0131 - Land Acquisitions	104,000.00	106,100.00	108,100.00	318,200.00
CON-0138 - Grey Road 40 Culvert Lining: (978, 979, 980, 981, 1002)	94,000.00	0.00	0.00	94,000.00
CON-0139 - Grey Road 1 Slope Stabilization (1015-1016)	0.00	728,300.00	0.00	728,300.00
CON-0141 - Grey Road 14 Pulverize and Pave: Southgate SRD 11 to Cedarville west limits (14006-14009)	2,391,300.00	0.00	0.00	2,391,300.00
CON-0142 - Grey Road 17 Microsurface: Highway 6 to Centre Road (17015-17021)	0.00	0.00	1,151,000.00	1,151,000.00
CON-0144 - Grey Road 11 Microsurface: Highway 26 to 4431m south (11006, 11009,11012)	0.00	0.00	489,200.00	489,200.00
CON-0149 - Grey Road 3 Overlay: Wellington Road 2 to Grey Road 9 (3006-3009)	0.00	0.00	3,548,900.00	3,548,900.00
CON-0163 - Grey Road 4 Pulverize and Pave: East Limit Ceylon to .6 km East of West Limit Flesherton (4075-4078)	0.00	0.00	1,068,300.00	1,068,300.00
CON-0166 - Grey Road 15 Reconstruction: Tom Thompson Lane to 303049 Grey Road 15 (Part of 15060)	0.00	0.00	861,800.00	861,800.00
CON-0169 - Grey Road 19 and Grey Road 21 Intersection Upgrades (Utility Relocations)	1,657,500.00	0.00	0.00	1,657,500.00

	2026	2027	2028	3 Year Total
CON-0170 - Grey Road 19 and Grey Road 21 Intersection Upgrades (Booster Pumping Station)	4,538,900.00	0.00	0.00	4,538,900.00
CON-0173 - Concession 12 Land Acquisition: Grey Road 10 To Grey Road 3	0.00	711,600.00	0.00	711,600.00
CON-0174 - Concession 12 Roadside Tree Clearing: Grey Road 10 To Grey Road 3	0.00	0.00	583,700.00	583,700.00
CON-0175 - Concession 12 Utility Relocations (Hydro, Gas, Bell): Grey Road 10 To Grey Road 3	0.00	0.00	1,697,900.00	1,697,900.00
CON-0177 - Concession 12 40mm Overlay: Grey Road 3 to Sideroad 25	0.00	651,100.00	0.00	651,100.00
CON-0182 - Concession 12 40mm Overlay: Sideroad 25 to Highway 6	0.00	1,052,200.00	0.00	1,052,200.00
CON-0183 - Concession 12 Land Acquisition: Sideroad 25 to Highway 6	0.00	697,100.00	0.00	697,100.00
CON-0184 - Concession 12 Three Structure Replacements: Sideroad 25 to Highway 6	0.00	5,202,000.00	0.00	5,202,000.00
CON-0188 - Concession 11 50mm Overlay: Grey Road 14 to Highway 89	0.00	919,700.00	0.00	919,700.00
CON-0190 - Bentinck-Sullivan TL Land Acquisition: Grey Road 10 to Grey Road 3	0.00	566,300.00	0.00	566,300.00
CON-0191 - Bentinck-Sullivan TL Roadside Tree Cutting: Grey Road 10 to Grey Road 3	0.00	135,900.00	0.00	135,900.00
CON-0193 - Bentinck-Sullivan TL Utility Relocation (Hydro, Gas, Bell): Grey Road 10 to Grey Road 3	0.00	26,000.00	0.00	26,000.00
CON-0194 - Concession 5/6 Line Painting and Localized Minor Rehab: Grey Road 18 to Grey Road 40	0.00	41,600.00	0.00	41,600.00
CON-0195 - Concession 5/6 50mm Overlay - Concession 6: Grey Road 16 to Grey Road 40	0.00	0.00	1,501,900.00	1,501,900.00
CON-0200 - Road Exchange Transfer Payments	1,240,900.00	2,109,500.00	2,426,600.00	5,777,000.00

	2026	2027	2028	3 Year Total
CON-0202 - Grey Road 12 Rural Reconstruction: 503571 Grey Road 12 East 735 m	1,009,400.00	0.00	0.00	1,009,400.00
Grand Total	**47,673,800.00**	**50,133,100.00**	**42,903,200.00**	**140,710,100.00**

Transportation Services - 2026 - 2035 Total Expenditures

	2026	2027	2028	2029	2030	2031	2032	2033	2034	2035	10 Year T
Transportation - Facilities, Depots and Domes	**$8,529,400**	**$2,904,400**	**$706,200**	**$553,700**	**$883,300**	**$658,400**	**$893,100**	**$507,000**	**$544,000**	**$927,400**	**$17,106**
HOU-0003 - Patrol D - New Facility (Ceylon)	$7,760,300	$0	$0	$0	$0	$0	$0	$0	$0	$0	$7,760
HOU-0005 - Patrol B - Kimberley Dome Contingency	$50,000	$0	$0	$0	$0	$0	$0	$0	$0	$0	$50
HOU-0011 - Various Locations - Electric Vehicle Chargers	$100,000	$0	$0	$0	$0	$0	$0	$0	$0	$0	$100
HOU-0013 - Patrol A Chatsworth - Bridge Crew Storage Building	$0	$128,800	$0	$0	$0	$0	$0	$0	$0	$0	$128
HOU-0014 - Patrol A Chatsworth - Electrical Distribution, Domestic Water Supply and Septic System	$100,000	$0	$0	$0	$0	$0	$0	$0	$0	$0	$100
HOU-0018 - Patrol A Chatsworth - Infra-Red Radiant Heaters	$20,000	$0	$0	$0	$0	$0	$0	$0	$0	$0	$20
HOU-0020 - Patrol A Chatsworth - Parking Lot and Sidewalk	$0	$280,800	$0	$0	$0	$0	$0	$0	$0	$0	$280
HOU-0021 - Patrol C Ayton - Parking Lot	$0	$160,000	$0	$0	$0	$0	$0	$0	$0	$0	$160
HOU-0022 - Patrol A Chatsworth - Depot Roofing System	$0	$0	$260,100	$0	$0	$0	$0	$0	$0	$0	$260
HOU-0023 - Patrol B Kimberley - Replace Asphalt Parking Lot	$0	$0	$0	$25,000	$0	$0	$0	$0	$0	$0	$25
HOU-0024 - Patrol C Ayton - Air Conditioning Unit	$0	$0	$0	$6,600	$0	$0	$0	$0	$0	$0	$6
HOU-0025 - Patrol C Ayton - Centralized Exhaust System	$0	$0	$0	$20,000	$0	$0	$0	$0	$0	$0	$20
HOU-0026 - Patrol C Ayton - Air Exchangers	$0	$0	$0	$11,900	$0	$0	$0	$0	$0	$0	$11
HOU-0027 - Patrol C Ayton - Domestic Water Treatment System	$0	$0	$0	$5,300	$0	$0	$0	$0	$0	$0	$5
HOU-0028 - Patrol C Ayton - Forced Air Gas Furnace	$0	$0	$0	$6,600	$0	$0	$0	$0	$0	$0	$6

	2026	2027	2028	2029	2030	2031	2032	2033	2034	2035	10 Year T
HOU-0029 - Patrol C Ayton - Infra-Red Heaters	$0	$0	$0	$19,800	$0	$0	$0	$0	$0	$0	$19
HOU-0030 - Patrol B Clarksburg - Replace sand building	$0	$1,860,000	$0	$0	$0	$0	$0	$0	$0	$0	$1,860
HOU-0031 - Patrol A Chatsworth - Sanitary Waste Removal System	$0	$0	$0	$0	$79,200	$0	$0	$0	$0	$0	$79
HOU-0032 - Patrol A Chatsworth - Air Conditioning Unit	$0	$0	$0	$0	$6,600	$0	$0	$0	$0	$0	$6
HOU-0033 - Patrol A Chatsworth - Replace Flag Poles	$0	$0	$0	$0	$12,400	$0	$0	$0	$0	$0	$12
HOU-0034 - Patrol A Chatsworth - Replace Lockers	$0	$0	$0	$0	$11,000	$0	$0	$0	$0	$0	$11
HOU-0035 - Patrol A Chatsworth - Bridge Crew Building Replace Overhead Door	$0	$0	$0	$0	$15,000	$0	$0	$0	$0	$0	$15
HOU-0036 - Patrol A Chatsworth - Storage Shed Replace Overhead Door	$0	$0	$0	$0	$15,000	$0	$0	$0	$0	$0	$15
HOU-0037 - Patrol B Clarksburg - Air Conditioning Unit	$0	$0	$0	$0	$6,600	$0	$0	$0	$0	$0	$6
HOU-0038 - Patrol B Clarksburg - Replace Ceramic Tiles	$0	$0	$0	$0	$10,900	$0	$0	$0	$0	$0	$10
HOU-0039 - Patrol B Clarksburg - Repair Floor Drains	$0	$0	$0	$0	$23,400	$0	$0	$0	$0	$0	$23
HOU-0040 - Patrol B Clarksburg - Repair Furnace	$0	$0	$0	$0	$12,400	$0	$0	$0	$0	$0	$12
HOU-0041 - Patrol C Ayton - Replace Overhead Doors	$0	$0	$0	$0	$141,300	$0	$0	$0	$0	$0	$141
HOU-0042 - Patrol C Ayton - Replace Exterior Doors	$0	$0	$0	$0	$31,100	$0	$0	$0	$0	$0	$31
HOU-0043 - Patrol C Ayton - Replace Fuel Tanks	$0	$0	$0	$0	$18,900	$0	$0	$0	$0	$0	$18
HOU-0044 - Patrol C Ayton - Replace Plywood	$0	$0	$0	$0	$18,700	$0	$0	$0	$0	$0	$18
HOU-0045 - Patrol C Ayton - Replace Exit	$0	$0	$0	$0	$9,700	$0	$0	$0	$0	$0	$9

	2026	2027	2028	2029	2030	2031	2032	2033	2034	2035	10 Year T
Signs and Emergency Lighting											
HOU-0046 - Patrol A Chatsworth - Caulking of Windows and Doors	$0	$0	$0	$0	$0	$2,100	$0	$0	$0	$0	$2
HOU-0047 - Patrol A Chatsworth - Replace Liquid Anti-Ice Storage Tanks	$0	$0	$0	$0	$0	$12,700	$0	$0	$0	$0	$12
HOU-0048 - Patrol B Meaford - Storage Shed Replace Overhead Door	$0	$0	$0	$0	$0	$15,100	$0	$0	$0	$0	$15
HOU-0049 - Patrol B Clarksburg - Paint Walls in Office Area	$0	$0	$0	$0	$0	$9,400	$0	$0	$0	$0	$9
HOU-0050 - Patrol B Clarksburg - Sanitary Waste Removal System	$0	$0	$0	$0	$0	$80,800	$0	$0	$0	$0	$80
HOU-0051 - Patrol C Ayton - Paint Walls in Office Area	$0	$0	$0	$0	$0	$6,700	$0	$0	$0	$0	$6
HOU-0052 - Patrol C Ayton - Replace Door Openers	$0	$0	$0	$0	$0	$10,800	$0	$0	$0	$0	$10
HOU-0054 - Patrol C Ayton - Replace Liquid Anti-Ice Storage Tanks	$0	$0	$0	$0	$0	$17,800	$0	$0	$0	$0	$17
HOU-0055 - Patrol C Ayton - Replace Oil Tanks	$0	$0	$0	$0	$0	$19,000	$0	$0	$0	$0	$19
HOU-0056 - Patrol B Clarksburg - Replace Lockers	$0	$0	$0	$0	$0	$0	$11,000	$0	$0	$0	$11
HOU-0057 - Patrol B Clarksburg - Replace Roof	$0	$0	$0	$0	$0	$0	$357,000	$0	$0	$0	$357
HOU-0058 - Patrol B Clarksburg - Replace Aluminum Soffit and Fascia	$0	$0	$0	$0	$0	$0	$15,500	$0	$0	$0	$15
HOU-0059 - Patrol B Clarksburg - Replace Aluminum Downspouts and Eavestroughs	$0	$0	$0	$0	$0	$0	$12,600	$0	$0	$0	$12
HOU-0060 - Capital Depot Repairs - Miscellaneous	$24,400	$24,900	$25,400	$25,900	$26,400	$27,000	$27,500	$28,100	$28,700	$29,300	$267
HOU-0061 - Transfer to Reserves - Climate Change Initiatives	$31,800	$32,400	$33,000	$33,700	$34,400	$35,100	$35,800	$36,500	$37,200	$37,900	$347

	2026	2027	2028	2029	2030	2031	2032	2033	2034	2035	10 Year T
HOU-0062 - Transfer to Reserves - Dome/Depot Repairs and Replacement Reserves	$365,900	$376,700	$387,700	$398,900	$410,300	$421,900	$433,700	$442,400	$451,200	$460,200	$4,148
HOU-0063 - Patrol A Chatsworth - Removal of Asbestos	$47,000	$0	$0	$0	$0	$0	$0	$0	$0	$0	$47
HOU-0066 - Patrol B Kimberley - Winter Dome Decommissioning	$0	$40,800	$0	$0	$0	$0	$0	$0	$0	$0	$40
HOU-0067 - Patrol D Dundalk Depot - Renovations	$0	$0	$0	$0	$0	$0	$0	$0	$0	$200,000	$200
HOU-0068 - Patrol B Clarksburg Depot Renovations	$0	$0	$0	$0	$0	$0	$0	$0	$0	$200,000	$200
HOU-0069 - Patrol B Clarksburg - Floor Drains	$30,000	$0	$0	$0	$0	$0	$0	$0	$0	$0	$30
HOU-0070 - Patrol C Ayton - Replace Heat Recovery Ventilators	$0	$0	$0	$0	$0	$0	$0	$0	$26,900	$0	$26
Transportation - Machinery and Equipment	**$3,700,200**	**$1,082,000**	**$1,990,500**	**$1,699,400**	**$1,832,600**	**$2,369,100**	**$1,940,100**	**$2,640,200**	**$1,975,800**	**$1,041,600**	**$20,271**
MOP-0001 - Purchase of Tandem Trucks	$2,210,100	$0	$996,000	$1,016,000	$1,036,400	$1,057,200	$1,078,400	$1,487,800	$1,122,000	$0	$10,003
MOP-0002 - Purchase of Half-Ton Trucks	$374,200	$218,400	$238,800	$324,800	$165,600	$169,000	$344,800	$351,600	$179,400	$183,000	$2,549
MOP-0003 - Purchase of Payloaders	$0	$0	$0	$0	$0	$439,200	$0	$0	$0	$646,800	$1,086
MOP-0005 - Purchase of Bridge Crew Utility Vehicles	$0	$156,100	$0	$0	$0	$0	$0	$198,100	$0	$0	$354
MOP-0006 - Purchase of Trailers	$0	$26,000	$9,000	$0	$0	$0	$0	$0	$0	$0	$35
MOP-0007 - Purchase of Tractor with Loader, Mower, Sweeper	$0	$193,800	$197,700	$0	$0	$309,700	$0	$0	$0	$0	$701
MOP-0008 - Purchase of Brush Chipper	$0	$0	$132,800	$0	$0	$0	$0	$0	$194,400	$0	$327
MOP-0009 - Purchase of Skid Steer	$0	$0	$0	$0	$261,900	$0	$0	$0	$0	$0	$261
MOP-0011 - Purchase of Graders	$663,000	$0	$0	$0	$0	$0	$0	$421,100	$0	$0	$1,084
MOP-0012 - Purchase of One-ton Trucks	$230,000	$241,600	$0	$0	$0	$0	$0	$0	$0	$0	$471
MOP-0013 - Purchase of Three-Quarter-ton Truck	$0	$85,000	$231,800	$0	$0	$0	$251,000	$0	$0	$0	$567
MOP-0014 - Purchase of Sign Shop Printer	$0	$0	$20,000	$0	$0	$0	$0	$0	$0	$22,800	$42

	2026	2027	2028	2029	2030	2031	2032	2033	2034	2035	10 Year T
MOP-0015 - Purchase of Loader Backhoes	$0	$0	$0	$190,900	$197,600	$204,500	$0	$0	$294,800	$0	$887
MOP-0016 - Purchase of Sign Shop Plotter	$0	$0	$0	$0	$0	$15,000	$0	$0	$0	$0	$15
MOP-0017 - Non-Licensed Equipment	$83,600	$85,300	$87,000	$88,700	$90,500	$92,300	$94,100	$96,000	$97,900	$99,900	$915
MOP-0018 - Equipment Innovation and Accessories/Attachments	$66,300	$67,600	$69,000	$70,400	$71,800	$73,200	$74,700	$76,200	$77,700	$79,300	$726
MOP-0019 - Auction Fees	$8,000	$8,200	$8,400	$8,600	$8,800	$9,000	$9,200	$9,400	$9,600	$9,800	$89
MOP-0020 - Ontario Works Passenger Vans	$65,000	$0	$0	$0	$0	$0	$87,900	$0	$0	$0	$152
Transportation - Major Road and Bridge Construction	**$35,444,200**	**$46,146,700**	**$40,206,500**	**$37,469,800**	**$41,286,100**	**$45,618,300**	**$40,722,800**	**$51,930,200**	**$54,392,300**	**$60,221,500**	**$453,438**
CON-0006 - Grey Road 19 and Grey Road 21 Intersection Upgrades	$0	$5,767,800	$0	$0	$0	$0	$0	$0	$0	$0	$5,767
CON-0012 - Grey Road 30 Pulverize and Pave Rehabilitation: Lower Valley Road to Grey Road 13 (30006-30007)	$1,723,600	$0	$0	$0	$0	$0	$0	$0	$0	$0	$1,723
CON-0015 - Transfer to Reserve - Structures/Culvert Rehabilitation Reserve	$3,000,000	$3,250,000	$3,500,000	$3,750,000	$4,000,000	$4,250,000	$4,500,000	$4,750,000	$5,000,000	$5,000,000	$41,000
CON-0016 - Structure 900-363 Euphrasia-St. Vincent Townline	$1,377,500	$0	$0	$0	$0	$0	$0	$0	$0	$0	$1,377
CON-0024 - Grey Road 19 Urban 4 Laning: Grey Road 21 to Grey Road 119 (19030)	$0	$2,082,200	$2,853,800	$0	$0	$0	$0	$0	$0	$0	$4,936
CON-0025 - Grey Road 19 and Crosswinds Boulevard Intersection Upgrades (Utility Relocations)	$0	$2,456,800	$0	$0	$0	$0	$0	$0	$0	$0	$2,456
CON-0028 - Structure 900-164 Glenelg Road 23	$0	$1,806,500	$0	$0	$0	$0	$0	$0	$0	$0	$1,806
CON-0029 - Transfer to Reserve - Asset Management Plan	$1,401,700	$2,589,200	$3,813,300	$5,075,000	$6,375,300	$7,715,100	$9,095,400	$10,517,300	$11,981,800	$13,740,000	$72,304
CON-0031 - Grey Road 2 Pulverize and Pave: 24th SR to Grey Road 40 (2051)	$0	$0	$0	$1,060,400	$0	$0	$0	$0	$0	$0	$1,060
CON-0032 - Grey Road 2 Pulverize and Pave: Grey	$0	$0	$0	$1,123,600	$0	$0	$0	$0	$0	$0	$1,123

	2026	2027	2028	2029	2030	2031	2032	2033	2034	2035	10 Year T
Road 40 to Hwy. 26 (2054)											
CON-0034 - Grey Road 9 Urban Rehab: Ida Street to Proton Street Dundalk (9048, 9051)	$3,654,600	$0	$0	$0	$0	$0	$0	$0	$0	$0	$3,654
CON-0035 - Grey Road 12 Reconstruction: Ford's Drive to Wellington Avenue (12012-12015)	$1,810,500	$0	$0	$0	$0	$0	$0	$0	$0	$0	$1,810
CON-0036 - Grey Road 17B Urbanization: Somers St. to Highway 21 (17B009-17B012)	$0	$3,369,500	$0	$0	$0	$0	$0	$0	$0	$0	$3,369
CON-0037 - Grey Road 18 Cream: Grey Road 5 to Grey Road 11 (18012-18014)	$0	$3,009,700	$0	$0	$0	$0	$0	$0	$0	$0	$3,009
CON-0038 - Structure 040-086 Grey Road 40	$1,020,600	$0	$0	$0	$0	$0	$0	$0	$0	$0	$1,020
CON-0040 - Bridge 900-114; Chatsworth	$1,659,100	$0	$0	$0	$0	$0	$0	$0	$0	$0	$1,659
CON-0045 - Grey Road 10 Cream: Highway 21 to Hepworth (10090, 10093, 10095, 10096)	$0	$0	$0	$0	$0	$5,861,800	$0	$0	$0	$0	$5,861
CON-0047 - Grey Road 14 Pulverize and Pave: 800 m south of Southgate Road 14 to Cedarville west limits	$0	$0	$4,399,400	$0	$0	$0	$0	$0	$0	$0	$4,399
CON-0051 - Bridge 004-207; West Grey	$0	$2,397,100	$0	$0	$0	$0	$0	$0	$0	$0	$2,397
CON-0053 - Grey Road 4 Cold-In-Place Rehabilitation: East Limit of Durham to Concession 2 (4054)	$0	$0	$0	$0	$0	$974,200	$0	$0	$0	$0	$974
CON-0054 - Grey Road 4 Cold-In-Place Rehabilitation: Concession 2 - Grey Road 23 (4057)	$0	$0	$0	$0	$0	$7,194,800	$0	$0	$0	$0	$7,194
CON-0055 - Grey Road 5 Pulverize & Pave: Grey Road 18 to 1.4 km East of Grey Road 18 (5015)	$0	$0	$1,112,900	$0	$0	$0	$0	$0	$0	$0	$1,112
CON-0056 - Grey Road 5 Pulverize & Pave: 1.4 km East of Grey Road 18 to	$0	$0	$2,365,700	$0	$0	$0	$0	$0	$0	$0	$2,365

	2026	2027	2028	2029	2030	2031	2032	2033	2034	2035	10 Year T
3.3 km East of Grey Road 18 (5018)											
CON-0058 - Grey Road 12 Pulverize and Pave: 25 m East of Cambrai Road to Grey Road 30 (12029-12033)	$0	$0	$0	$0	$1,407,700	$0	$0	$0	$0	$0	$1,407
CON-0059 - Grey Road 12 Overlay: Grey Road 112 to 7th Line (12063)	$0	$0	$652,800	$0	$0	$0	$0	$0	$0	$0	$652
CON-0063 - Culvert 004-903; Grey Highlands	$0	$0	$0	$0	$3,055,800	$0	$0	$0	$0	$0	$3,055
CON-0065 - Grey Road 4 CIREAM: Grey Road 2 (North Jct) to Grey Road 124 (4105-4108)	$0	$0	$0	$0	$0	$0	$6,134,400	$0	$0	$0	$6,134
CON-0069 - Grey Road 15 Pulverize & Pave Rehabilitation (15039)	$0	$0	$0	$180,800	$0	$0	$0	$0	$0	$0	$180
CON-0070 - Bridge 900-226: West Grey / Grey Highlands	$0	$0	$2,890,700	$0	$0	$0	$0	$0	$0	$0	$2,890
CON-0071 - Grey Road 1 Grind and Pave: East Linton Sideroad - Owen Sound (1051-1063)	$0	$3,141,200	$0	$0	$0	$0	$0	$0	$0	$0	$3,141
CON-0072 - Grey Road 7 Pulverize and Pave: 4thSR to John Street (7021)	$0	$0	$0	$0	$0	$0	$0	$2,639,900	$0	$0	$2,639
CON-0073 - Grey Road 7 Pulverize and Pave: John Street To Muir Street (7024)	$0	$0	$0	$0	$0	$0	$0	$812,200	$0	$0	$812
CON-0077 - Grey Road 19 Grind and Pave: Jozo Weider Boulevard to Highway 26 (19034-19039)	$0	$0	$0	$0	$1,338,000	$0	$0	$0	$0	$0	$1,338
CON-0078 - Grey Road 19 Intersection Improvements: Craigleith Road, Birches Blvd, Helen St and Snowbridge Way	$0	$0	$0	$0	$1,378,400	$0	$0	$0	$0	$0	$1,378
CON-0080 - Grey Road 40 Pulverize and Pave: McNabb Street, Chatsworth from Highway 6 to Highway 10 (40027)	$0	$0	$0	$0	$214,900	$0	$0	$0	$0	$0	$214

	2026	2027	2028	2029	2030	2031	2032	2033	2034	2035	10 Year T
CON-0081 - Grey Road 40 Pulverize & Pave: Hwy. 10 to Gore Crescent (40030)	$0	$0	$0	$1,649,500	$0	$0	$0	$0	$0	$0	$1,649
CON-0082 - Grey Road 40 Pulverize and Pave: Grey Road 13 to Grey Road 2 (40063-40064)	$0	$0	$0	$0	$2,328,600	$0	$0	$0	$0	$0	$2,328
CON-0083 - Bridge 900-117; West Grey	$0	$0	$0	$0	$0	$1,826,500	$0	$0	$0	$0	$1,826
CON-0084 - Grey Road 2 Pulverize and Pave: John Street to Grey Road 31 (2018-2021)	$2,087,200	$0	$0	$0	$0	$0	$0	$0	$0	$0	$2,087
CON-0085 - Grey Road 3 Pulverize and Pave: Concession 16 to Grey Road 4 (3022-3026)	$2,638,500	$0	$0	$0	$0	$0	$0	$0	$0	$0	$2,638
CON-0086 - Grey Road 5 Reconstruction: Mary Ave to Concession 7 (5009)	$0	$0	$0	$0	$1,481,800	$0	$0	$0	$0	$0	$1,481
CON-0087 - Grey Road 5 Grind and Pave: Concession 7 to 0.4 km East of Concession 7 (5010)	$0	$0	$0	$0	$0	$0	$0	$0	$0	$144,900	$144
CON-0089 - Grey Road 13 Pulverize and Pave: Sideroad 19 to Main Street, Heathcote (13036 - 13042)	$0	$0	$0	$0	$2,487,100	$0	$0	$0	$0	$0	$2,487
CON-0090 - Grey Road 28 Pulverize and Pave: Grey Road 4 to Concession 18 (28012-28018)	$0	$0	$0	$0	$0	$0	$0	$0	$6,022,400	$0	$6,022
CON-0091 - Grey Road 28 Pulverize and Pave: Concession 18 to Grey Road 10 (28021 - 28024)	$0	$0	$0	$0	$0	$0	$0	$0	$1,209,600	$0	$1,209
CON-0092 - Grey Road 30 Pulverize and Pave Rehabilitation: Grey Road 30 to 7th Line (30002)	$0	$0	$0	$0	$3,212,000	$0	$0	$0	$0	$0	$3,212
CON-0093 - Grey Road 109 Pulverize and Pave Rehabilitation: Highway 6 to Southgate Road 12 (109006-109009)	$0	$0	$0	$0	$0	$0	$0	$0	$4,420,000	$0	$4,420
CON-0094 - Grey Road 109 Reconstruction:	$0	$0	$0	$0	$0	$0	$0	$0	$3,332,200	$0	$3,332

	2026	2027	2028	2029	2030	2031	2032	2033	2034	2035	10 Year T
Southgate Road 12 to 0.8 km north of Southgate Road 12 (109012)											
CON-0095 - Bridge 900-598; Southgate	$0	$0	$0	$0	$0	$0	$985,600	$0	$0	$0	$985
CON-0096 - Bridge 023-350; Concrete Single Span - Southgate	$0	$0	$0	$0	$0	$0	$0	$1,826,200	$0	$0	$1,826
CON-0097 - Grey Road 3 Pulverize and Pave: 0.95 km South of Sideroad 5 to the South Limit of Keady (3051-3054)	$0	$0	$0	$0	$0	$0	$6,048,800	$0	$0	$0	$6,048
CON-0098 - Grey Road 3 and Grey Road 16 Intersection Improvements - Keady (16006,16009,3057,3058)	$0	$0	$0	$0	$0	$0	$0	$0	$4,279,900	$0	$4,279
CON-0101 - Grey Road 7 Microsurface: 2.8 km north of Grey Road 13 to Sideroad 22B (7006,7009)	$0	$0	$0	$0	$742,600	$0	$0	$0	$0	$0	$742
CON-0102 - Grey Road 7 Microsurface: Grey Road 40 - 4 Sideroad (7015-7018)	$0	$0	$0	$0	$416,700	$0	$0	$0	$0	$0	$416
CON-0104 - Grey Road 10 Ciream: North Limit of Elmwood to Grey Road 25 (10051-10054)	$0	$0	$0	$0	$0	$0	$0	$4,000,700	$0	$0	$4,000
CON-0105 - Grey Road 10 Grind and Pave: Grey Road 28 to 0.8 km South of South Limit of Elmwood (10042)	$0	$0	$0	$0	$0	$0	$0	$0	$0	$4,502,300	$4,502
CON-0106 - Grey Road 10 and Grey Road 28 Intersection Improvements	$0	$0	$0	$0	$0	$0	$0	$0	$0	$124,300	$124
CON-0107 - Grey Road 16 Microsurface: Grey Road 10 - Concession 5 Derby, excluding Keady (16003, 16012, 16015)	$0	$0	$0	$0	$0	$0	$0	$0	$0	$1,274,800	$1,274
CON-0108 - Grey Road 40 Microsurface: Grey Road 7 to Grey Road 13 (40057-40062)	$0	$0	$0	$0	$0	$0	$0	$0	$1,028,300	$0	$1,028
CON-0109 - Grey Road 40 Microsurface: 700m east of Veterans Way	$0	$0	$0	$0	$0	$0	$0	$0	$1,926,900	$0	$1,926

	2026	2027	2028	2029	2030	2031	2032	2033	2034	2035	10 Year T
north to Grey Road 12 (40036-40051)											
CON-0110 - Bridge 900-188; Steel Beam Pony Truss - West Grey between GR 28 and GR 3	$820,100	$0	$0	$0	$0	$0	$0	$0	$0	$0	$820
CON-0112 - Grey Road 1 Pulverize and Pave: Kemble Rock Road to East Linton Sideroad W (1042-1048)	$0	$0	$0	$2,138,900	$0	$0	$0	$0	$0	$0	$2,138
CON-0113 - Grey Road 3 Pulverize & Pave Rehabilitation: East Jct. Grey Road 5 to Highway 21 (3066)	$0	$0	$0	$0	$0	$0	$2,772,100	$0	$0	$0	$2,772
CON-0115 - Grey Road 7 Pulverize and Pave Rehabilitation: Sideroad 22B to Grey Road 40 (7012)	$0	$0	$0	$0	$0	$0	$0	$0	$0	$3,525,000	$3,525
CON-0116 - Grey Road 9 Microsurface: Grey Road 109 to Southgate Sideroad 13 (9030-9040)	$0	$0	$0	$0	$0	$0	$0	$2,412,100	$0	$0	$2,412
CON-0117 - Grey Road 12 Pulverize and Pave: Highway 6 to Glenelg Road 23 (12003-12006)	$0	$0	$0	$0	$0	$0	$0	$0	$0	$7,135,400	$7,135
CON-0119 - Grey Road 29 Pulverize and Pave: Holland Sydenham Townline to 0.6 km West of 1st Concession (29018)	$0	$0	$0	$0	$0	$0	$0	$0	$1,455,400	$0	$1,455
CON-0120 - Grey Road 29 Pulverize and Pave: North Limit of Bognor to Grey Road 18 (29024)	$0	$0	$0	$0	$0	$0	$0	$0	$1,251,900	$0	$1,251
CON-0122 - Structure 015-023 Grey Road 15 - Leith	$0	$0	$1,893,200	$0	$0	$0	$0	$0	$0	$0	$1,893
CON-0123 - Minor Capital	$763,400	$782,300	$799,900	$817,900	$836,200	$854,900	$874,000	$893,500	$913,400	$933,600	$8,469
CON-0124 - 10 Year Bridge Designs	$173,200	$176,700	$90,100	$91,900	$93,700	$95,600	$97,500	$0	$0	$0	$818
CON-0125 - Major Bridge and Culvert Repairs	$592,800	$615,000	$636,500	$658,800	$681,900	$705,800	$730,500	$756,100	$782,600	$810,000	$6,970
CON-0126 - Structure Detailed Investigations	$95,900	$97,800	$49,900	$50,900	$51,900	$52,900	$54,000	$0	$0	$0	$453

	2026	2027	2028	2029	2030	2031	2032	2033	2034	2035	10 Year T
CON-0127 - Catch Basin Repair	$65,800	$68,300	$70,700	$73,200	$75,800	$78,500	$81,200	$84,000	$86,900	$89,900	$774
CON-0128 - Inspection and Quality Assurance for Capital Projects	$580,200	$599,200	$620,200	$641,900	$664,400	$687,700	$711,800	$736,700	$762,500	$789,200	$6,793
CON-0129 - In-House Engineering Costs for Capital Projects	$645,500	$686,000	$710,000	$734,900	$760,600	$787,200	$814,800	$843,300	$872,800	$903,300	$7,758
CON-0130 - External Engineering Costs	$298,000	$304,000	$310,000	$316,200	$322,500	$329,000	$335,600	$342,300	$349,100	$356,100	$3,262
CON-0131 - Land Acquisitions	$104,000	$106,100	$108,100	$110,300	$112,500	$114,800	$117,100	$119,400	$121,800	$124,200	$1,138
CON-0138 - Grey Road 40 Culvert Lining: (978, 979, 980, 981, 1002)	$94,000	$0	$0	$0	$0	$0	$0	$0	$0	$0	$94
CON-0139 - Grey Road 1 Slope Stabilization (1015-1016)	$0	$728,300	$0	$0	$0	$0	$0	$0	$0	$0	$728
CON-0141 - Grey Road 14 Pulverize and Pave: Southgate SRD 11 to Cedarville west limits (14006-14009)	$2,391,300	$0	$0	$0	$0	$0	$0	$0	$0	$0	$2,391
CON-0142 - Grey Road 17 Microsurface: Highway 6 to Centre Road (17015-17021)	$0	$0	$1,151,000	$0	$0	$0	$0	$0	$0	$0	$1,151
CON-0144 - Grey Road 11 Microsurface: Highway 26 to 4431m south (11006, 11009,11012)	$0	$0	$489,200	$0	$0	$0	$0	$0	$0	$0	$489
CON-0145 - Grey Road 15 Pulverize & Pave Rehabilitation: 359393 Grey Road 15 to Tom Thompson Lane (15054-15057)	$0	$0	$0	$777,400	$0	$0	$0	$0	$0	$0	$777
CON-0146 - Grey Road 2 and Grey Road 40 Roundabout	$0	$0	$0	$3,101,500	$0	$0	$0	$0	$0	$0	$3,101
CON-0147 - Grey Road 3: Pulverize and Pave: Grey Road 9 to Grey Road 3 (3010)	$0	$0	$0	$0	$87,800	$0	$0	$0	$0	$0	$87
CON-0148 - Structure 013-068 Grey Road 13 Clarksburg	$0	$0	$0	$1,190,700	$0	$0	$0	$0	$0	$0	$1,190
CON-0149 - Grey Road 3 Overlay: Wellington Road 2 to Grey Road 9 (3006-3009)	$0	$0	$3,548,900	$0	$0	$0	$0	$0	$0	$0	$3,548

	2026	2027	2028	2029	2030	2031	2032	2033	2034	2035	10 Year T
CON-0150 - Grey Road 5 Pulverize & Pave: 0.4 km West of Concession 11 to 0.6 km West of Grey Road 3 (5004)	$0	$0	$0	$0	$1,495,600	$0	$0	$0	$0	$0	$1,495
CON-0151 - Grey Road 15 Pulverize & Pave Rehabilitation: North Limit of OS - 359393 Grey Road 15 (15042-15051)	$0	$0	$0	$3,149,400	$0	$0	$0	$0	$0	$0	$3,149
CON-0152 - Grey Road 18 Cream: Grey Road 5 to Highway 6/10 (18009-18010)	$0	$0	$0	$0	$2,937,200	$0	$0	$0	$0	$0	$2,937
CON-0153 - Grey Road 2 Pulverize and Pave: Dufferin County Line to Grey Road 4 (2003-2009)	$0	$0	$0	$0	$0	$0	$0	$6,125,600	$0	$0	$6,125
CON-0154 - Grey Road 4 Reconstruction: West Limit of Ceylon to East Limit of Ceylon (4072)	$0	$0	$0	$0	$0	$0	$0	$435,000	$0	$0	$435
CON-0156 - Grey Road 15 Pulverize and Pave: 4.1 km North of Highway 26 to Highway 26 (15070-15073)	$0	$0	$0	$0	$0	$0	$0	$0	$2,600,200	$0	$2,600
CON-0157 - Grey Road 17 Pulverize and Pave Rehabilitation: Grey Road 17A - Grey Road 170 (17005-17008)	$0	$0	$0	$0	$0	$0	$2,873,900	$0	$0	$0	$2,873
CON-0161 - Grey Road 1 Pulverize and Pave: Scott Street to 503313 Grey Road 1 (1009-1021)	$0	$0	$0	$0	$0	$0	$0	$0	$0	$6,091,100	$6,091
CON-0163 - Grey Road 4 Pulverize and Pave: East Limit Ceylon to .6 km East of West Limit Flesherton (4075-4078)	$0	$0	$1,068,300	$0	$0	$0	$0	$0	$0	$0	$1,068
CON-0164 - Grey Road 5 Pulverize & Pave: 0.4 km East of Concession 7 to Grey Road 18 (5012 - 5014)	$0	$0	$0	$0	$0	$0	$1,400,700	$0	$0	$0	$1,400
CON-0166 - Grey Road 15 Reconstruction: Tom Thompson Lane to 303049 Grey Road 15 (Part of 15060)	$0	$0	$861,800	$0	$0	$0	$0	$0	$0	$0	$861

	2026	2027	2028	2029	2030	2031	2032	2033	2034	2035	10 Year T
CON-0167 - Grey Road 16 and Concession 5 Derby / 6: Roundabout	$0	$0	$0	$0	$0	$0	$0	$0	$0	$3,492,700	$3,492
CON-0168 - Grey Road 17 Pulverize and Pave Rehabilitation: Grey Road 17B - Grey Road 17A (17002-17004)	$0	$0	$0	$0	$0	$0	$0	$3,015,900	$0	$0	$3,015
CON-0169 - Grey Road 19 and Grey Road 21 Intersection Upgrades (Utility Relocations)	$1,657,500	$0	$0	$0	$0	$0	$0	$0	$0	$0	$1,657
CON-0170 - Grey Road 19 and Grey Road 21 Intersection Upgrades (Booster Pumping Station)	$4,538,900	$0	$0	$0	$0	$0	$0	$0	$0	$0	$4,538
CON-0171 - Grey Road 23 Overlay: Grey Road 9 to Grey Road 4 (23003-23009)	$0	$0	$0	$0	$0	$0	$0	$0	$2,808,400	$0	$2,808
CON-0173 - Concession 12 Land Acquisition: Grey Road 10 To Grey Road 3	$0	$711,600	$0	$0	$0	$0	$0	$0	$0	$0	$711
CON-0174 - Concession 12 Roadside Tree Clearing: Grey Road 10 To Grey Road 3	$0	$0	$583,700	$0	$0	$0	$0	$0	$0	$0	$583
CON-0175 - Concession 12 Utility Relocations (Hydro, Gas, Bell): Grey Road 10 To Grey Road 3	$0	$0	$1,697,900	$0	$0	$0	$0	$0	$0	$0	$1,697
CON-0176 - Concession 12 Full Reconstruction to County Standard: Grey Road 10 To Grey Road 3	$0	$0	$0	$0	$0	$9,465,100	$0	$0	$0	$0	$9,465
CON-0177 - Concession 12 40mm Overlay: Grey Road 3 to Sideroad 25	$0	$651,100	$0	$0	$0	$0	$0	$0	$0	$0	$651
CON-0178 - Concession 12 Land Acquisition: Grey Road 3 to Sideroad 25	$0	$0	$0	$0	$139,500	$0	$0	$0	$0	$0	$139
CON-0182 - Concession 12 40mm Overlay: Sideroad 25 to Highway 6	$0	$1,052,200	$0	$0	$0	$0	$0	$0	$0	$0	$1,052
CON-0183 - Concession 12 Land Acquisition: Sideroad 25 to Highway 6	$0	$697,100	$0	$0	$0	$0	$0	$0	$0	$0	$697
CON-0184 - Concession 12 Three Structure	$0	$5,202,000	$0	$0	$0	$0	$0	$0	$0	$0	$5,202

	2026	2027	2028	2029	2030	2031	2032	2033	2034	2035	10 Year T
Replacements: Sideroad 25 to Highway 6											
CON-0185 - Concession 12 Roadside Tree Clearing: Sideroad 25 to Highway 6	$0	$0	$0	$174,100	$0	$0	$0	$0	$0	$0	$174
CON-0186 - Concession 12 Utility Relocation (Hydro, Gas, Bell): Sideroad 25 to Highway 6	$0	$0	$0	$0	$1,766,500	$0	$0	$0	$0	$0	$1,766
CON-0188 - Concession 11 50mm Overlay: Grey Road 14 to Highway 89	$0	$919,700	$0	$0	$0	$0	$0	$0	$0	$0	$919
CON-0190 - Bentinck-Sullivan TL Land Acquisition: Grey Road 10 to Grey Road 3	$0	$566,300	$0	$0	$0	$0	$0	$0	$0	$0	$566
CON-0191 - Bentinck-Sullivan TL Roadside Tree Cutting: Grey Road 10 to Grey Road 3	$0	$135,900	$0	$0	$0	$0	$0	$0	$0	$0	$135
CON-0192 - Bentinck-Sullivan TL Full Reconstruction to County Standard: Grey Road 10 to Grey Road 3	$0	$0	$0	$7,982,700	$0	$0	$0	$0	$0	$0	$7,982
CON-0193 - Bentinck-Sullivan TL Utility Relocation (Hydro, Gas, Bell): Grey Road 10 to Grey Road 3	$0	$26,000	$0	$0	$0	$0	$0	$0	$0	$0	$26
CON-0194 - Concession 5/6 Line Painting and Localized Minor Rehab: Grey Road 18 to Grey Road 40	$0	$41,600	$0	$0	$0	$0	$0	$0	$0	$0	$41
CON-0195 - Concession 5/6 50mm Overlay - Concession 6: Grey Road 16 to Grey Road 40	$0	$0	$1,501,900	$0	$0	$0	$0	$0	$0	$0	$1,501
CON-0196 - Concession 5/6 - Concession 5 Asphalt Patching and Overlay: Grey Road 18 to Grey Road 16	$0	$0	$0	$0	$0	$1,593,800	$0	$0	$0	$0	$1,593
CON-0198 - Grey Road 4 Pulverize and Pave: East of Flesherton to West of Maxwell (4093, 4096, 4098, 4099)	$0	$0	$0	$0	$0	$0	$0	$0	$0	$7,974,600	$7,974
CON-0199 - Grey Road 4 Pulverize and Pave: West	$0	$0	$0	$0	$0	$0	$0	$1,764,300	$0	$0	$1,764

	2026	2027	2028	2029	2030	2031	2032	2033	2034	2035	10 Year T
of Maxwell to 2.5km east of Grey Road 2 (4101, 4102)											
CON-0200 - Road Exchange Transfer Payments	$1,240,900	$2,109,500	$2,426,600	$2,619,800	$2,821,100	$3,030,600	$3,095,400	$3,147,600	$3,186,200	$3,210,100	$26,887
CON-0201 - Grey Road 124 Ciream: Dufferin Boundary to Singhampton (124003-124015)	$0	$0	$0	$0	$0	$0	$0	$6,708,100	$0	$0	$6,708
CON-0202 - Grey Road 12 Rural Reconstruction: 503571 Grey Road 12 East 735 m	$1,009,400	$0	$0	$0	$0	$0	$0	$0	$0	$0	$1,009
Grand Total	**$47,673,800**	**$50,133,100**	**$42,903,200**	**$39,722,900**	**$44,002,000**	**$48,645,800**	**$43,556,000**	**$55,077,400**	**$56,912,100**	**$62,190,500**	**$490,816**

Transportation Services - 2026 - 2035 Net Levy

	2026	2027	2028	2029	2030	2031	2032	2033	2034	2035	10 Year T
Transportation - Facilities, Depots and Domes	**$397,700**	**$409,100**	**$420,700**	**$432,600**	**$444,700**	**$457,000**	**$469,500**	**$478,900**	**$488,400**	**$498,100**	**$4,496**
HOU-0003 - Patrol D - New Facility (Ceylon)	$0	$0	$0	$0	$0	$0	$0	$0	$0	$0	
HOU-0005 - Patrol B - Kimberley Dome Contingency	$0	$0	$0	$0	$0	$0	$0	$0	$0	$0	
HOU-0011 - Various Locations - Electric Vehicle Chargers	$0	$0	$0	$0	$0	$0	$0	$0	$0	$0	
HOU-0013 - Patrol A Chatsworth - Bridge Crew Storage Building	$0	$0	$0	$0	$0	$0	$0	$0	$0	$0	
HOU-0014 - Patrol A Chatsworth - Electrical Distribution, Domestic Water Supply and Septic System	$0	$0	$0	$0	$0	$0	$0	$0	$0	$0	
HOU-0018 - Patrol A Chatsworth - Infra-Red Radiant Heaters	$0	$0	$0	$0	$0	$0	$0	$0	$0	$0	
HOU-0020 - Patrol A Chatsworth - Parking Lot and Sidewalk	$0	$0	$0	$0	$0	$0	$0	$0	$0	$0	
HOU-0021 - Patrol C Ayton - Parking Lot	$0	$0	$0	$0	$0	$0	$0	$0	$0	$0	
HOU-0022 - Patrol A Chatsworth - Depot Roofing System	$0	$0	$0	$0	$0	$0	$0	$0	$0	$0	
HOU-0023 - Patrol B Kimberley - Replace Asphalt Parking Lot	$0	$0	$0	$0	$0	$0	$0	$0	$0	$0	
HOU-0024 - Patrol C Ayton - Air Conditioning Unit	$0	$0	$0	$0	$0	$0	$0	$0	$0	$0	
HOU-0025 - Patrol C Ayton - Centralized Exhaust System	$0	$0	$0	$0	$0	$0	$0	$0	$0	$0	
HOU-0026 - Patrol C Ayton - Air Exchangers	$0	$0	$0	$0	$0	$0	$0	$0	$0	$0	
HOU-0027 - Patrol C Ayton - Domestic Water Treatment System	$0	$0	$0	$0	$0	$0	$0	$0	$0	$0	
HOU-0028 - Patrol C Ayton - Forced Air Gas Furnace	$0	$0	$0	$0	$0	$0	$0	$0	$0	$0	

	2026	2027	2028	2029	2030	2031	2032	2033	2034	2035	10 Year T
HOU-0029 - Patrol C Ayton - Infra-Red Heaters	$0	$0	$0	$0	$0	$0	$0	$0	$0	$0	
HOU-0030 - Patrol B Clarksburg - Replace sand building	$0	$0	$0	$0	$0	$0	$0	$0	$0	$0	
HOU-0031 - Patrol A Chatsworth - Sanitary Waste Removal System	$0	$0	$0	$0	$0	$0	$0	$0	$0	$0	
HOU-0032 - Patrol A Chatsworth - Air Conditioning Unit	$0	$0	$0	$0	$0	$0	$0	$0	$0	$0	
HOU-0033 - Patrol A Chatsworth - Replace Flag Poles	$0	$0	$0	$0	$0	$0	$0	$0	$0	$0	
HOU-0034 - Patrol A Chatsworth - Replace Lockers	$0	$0	$0	$0	$0	$0	$0	$0	$0	$0	
HOU-0035 - Patrol A Chatsworth - Bridge Crew Building Replace Overhead Door	$0	$0	$0	$0	$0	$0	$0	$0	$0	$0	
HOU-0036 - Patrol A Chatsworth - Storage Shed Replace Overhead Door	$0	$0	$0	$0	$0	$0	$0	$0	$0	$0	
HOU-0037 - Patrol B Clarksburg - Air Conditioning Unit	$0	$0	$0	$0	$0	$0	$0	$0	$0	$0	
HOU-0038 - Patrol B Clarksburg - Replace Ceramic Tiles	$0	$0	$0	$0	$0	$0	$0	$0	$0	$0	
HOU-0039 - Patrol B Clarksburg - Repair Floor Drains	$0	$0	$0	$0	$0	$0	$0	$0	$0	$0	
HOU-0040 - Patrol B Clarksburg - Repair Furnace	$0	$0	$0	$0	$0	$0	$0	$0	$0	$0	
HOU-0041 - Patrol C Ayton - Replace Overhead Doors	$0	$0	$0	$0	$0	$0	$0	$0	$0	$0	
HOU-0042 - Patrol C Ayton - Replace Exterior Doors	$0	$0	$0	$0	$0	$0	$0	$0	$0	$0	
HOU-0043 - Patrol C Ayton - Replace Fuel Tanks	$0	$0	$0	$0	$0	$0	$0	$0	$0	$0	
HOU-0044 - Patrol C Ayton - Replace Plywood	$0	$0	$0	$0	$0	$0	$0	$0	$0	$0	
HOU-0045 - Patrol C Ayton - Replace Exit	$0	$0	$0	$0	$0	$0	$0	$0	$0	$0	

	2026	2027	2028	2029	2030	2031	2032	2033	2034	2035	10 Year T
Signs and Emergency Lighting											
HOU-0046 - Patrol A Chatsworth - Caulking of Windows and Doors	$0	$0	$0	$0	$0	$0	$0	$0	$0	$0	
HOU-0047 - Patrol A Chatsworth - Replace Liquid Anti-Ice Storage Tanks	$0	$0	$0	$0	$0	$0	$0	$0	$0	$0	
HOU-0048 - Patrol B Meaford - Storage Shed Replace Overhead Door	$0	$0	$0	$0	$0	$0	$0	$0	$0	$0	
HOU-0049 - Patrol B Clarksburg - Paint Walls in Office Area	$0	$0	$0	$0	$0	$0	$0	$0	$0	$0	
HOU-0050 - Patrol B Clarksburg - Sanitary Waste Removal System	$0	$0	$0	$0	$0	$0	$0	$0	$0	$0	
HOU-0051 - Patrol C Ayton - Paint Walls in Office Area	$0	$0	$0	$0	$0	$0	$0	$0	$0	$0	
HOU-0052 - Patrol C Ayton - Replace Door Openers	$0	$0	$0	$0	$0	$0	$0	$0	$0	$0	
HOU-0054 - Patrol C Ayton - Replace Liquid Anti-Ice Storage Tanks	$0	$0	$0	$0	$0	$0	$0	$0	$0	$0	
HOU-0055 - Patrol C Ayton - Replace Oil Tanks	$0	$0	$0	$0	$0	$0	$0	$0	$0	$0	
HOU-0056 - Patrol B Clarksburg - Replace Lockers	$0	$0	$0	$0	$0	$0	$0	$0	$0	$0	
HOU-0057 - Patrol B Clarksburg - Replace Roof	$0	$0	$0	$0	$0	$0	$0	$0	$0	$0	
HOU-0058 - Patrol B Clarksburg - Replace Aluminum Soffit and Fascia	$0	$0	$0	$0	$0	$0	$0	$0	$0	$0	
HOU-0059 - Patrol B Clarksburg - Replace Aluminum Downspouts and Eavestroughs	$0	$0	$0	$0	$0	$0	$0	$0	$0	$0	
HOU-0060 - Capital Depot Repairs - Miscellaneous	$0	$0	$0	$0	$0	$0	$0	$0	$0	$0	
HOU-0061 - Transfer to Reserves - Climate Change Initiatives	$31,800	$32,400	$33,000	$33,700	$34,400	$35,100	$35,800	$36,500	$37,200	$37,900	$347

	2026	2027	2028	2029	2030	2031	2032	2033	2034	2035	10 Year T
HOU-0062 - Transfer to Reserves - Dome/Depot Repairs and Replacement Reserves	$365,900	$376,700	$387,700	$398,900	$410,300	$421,900	$433,700	$442,400	$451,200	$460,200	$4,148
HOU-0063 - Patrol A Chatsworth - Removal of Asbestos	$0	$0	$0	$0	$0	$0	$0	$0	$0	$0	
HOU-0066 - Patrol B Kimberley - Winter Dome Decommissioning	$0	$0	$0	$0	$0	$0	$0	$0	$0	$0	
HOU-0067 - Patrol D Dundalk Depot - Renovations	$0	$0	$0	$0	$0	$0	$0	$0	$0	$0	
HOU-0068 - Patrol B Clarksburg Depot Renovations	$0	$0	$0	$0	$0	$0	$0	$0	$0	$0	
HOU-0069 - Patrol B Clarksburg - Floor Drains	$0	$0	$0	$0	$0	$0	$0	$0	$0	$0	
HOU-0070 - Patrol C Ayton - Replace Heat Recovery Ventilators	$0	$0	$0	$0	$0	$0	$0	$0	$0	$0	
Transportation - Machinery and Equipment	**$0**	**$0**	**$0**	**$0**	**$0**	**$0**	**$0**	**$0**	**$0**	**$0**	
MOP-0001 - Purchase of Tandem Trucks	$0	$0	$0	$0	$0	$0	$0	$0	$0	$0	
MOP-0002 - Purchase of Half-Ton Trucks	$0	$0	$0	$0	$0	$0	$0	$0	$0	$0	
MOP-0003 - Purchase of Payloaders	$0	$0	$0	$0	$0	$0	$0	$0	$0	$0	
MOP-0005 - Purchase of Bridge Crew Utility Vehicles	$0	$0	$0	$0	$0	$0	$0	$0	$0	$0	
MOP-0006 - Purchase of Trailers	$0	$0	$0	$0	$0	$0	$0	$0	$0	$0	
MOP-0007 - Purchase of Tractor with Loader, Mower, Sweeper	$0	$0	$0	$0	$0	$0	$0	$0	$0	$0	
MOP-0008 - Purchase of Brush Chipper	$0	$0	$0	$0	$0	$0	$0	$0	$0	$0	
MOP-0009 - Purchase of Skid Steer	$0	$0	$0	$0	$0	$0	$0	$0	$0	$0	
MOP-0011 - Purchase of Graders	$0	$0	$0	$0	$0	$0	$0	$0	$0	$0	
MOP-0012 - Purchase of One-ton Trucks	$0	$0	$0	$0	$0	$0	$0	$0	$0	$0	
MOP-0013 - Purchase of Three-Quarter-ton Truck	$0	$0	$0	$0	$0	$0	$0	$0	$0	$0	
MOP-0014 - Purchase of Sign Shop Printer	$0	$0	$0	$0	$0	$0	$0	$0	$0	$0	

	2026	2027	2028	2029	2030	2031	2032	2033	2034	2035	10 Year T
MOP-0015 - Purchase of Loader Backhoes	$0	$0	$0	$0	$0	$0	$0	$0	$0	$0	
MOP-0016 - Purchase of Sign Shop Plotter	$0	$0	$0	$0	$0	$0	$0	$0	$0	$0	
MOP-0017 - Non-Licensed Equipment	$0	$0	$0	$0	$0	$0	$0	$0	$0	$0	
MOP-0018 - Equipment Innovation and Accessories/Attachments	$0	$0	$0	$0	$0	$0	$0	$0	$0	$0	
MOP-0019 - Auction Fees	$0	$0	$0	$0	$0	$0	$0	$0	$0	$0	
MOP-0020 - Ontario Works Passenger Vans	$0	$0	$0	$0	$0	$0	$0	$0	$0	$0	
Transportation - Major Road and Bridge Construction	**$13,335,200**	**$15,028,900**	**$16,805,600**	**$18,655,400**	**$20,580,800**	**$22,584,200**	**$24,668,200**	**$26,835,500**	**$29,088,700**	**$31,430,700**	**$219,013**
CON-0006 - Grey Road 19 and Grey Road 21 Intersection Upgrades	$0	$0	$0	$0	$0	$0	$0	$0	$0	$0	
CON-0012 - Grey Road 30 Pulverize and Pave Rehabilitation: Lower Valley Road to Grey Road 13 (30006-30007)	$18,900	$0	$0	$0	$0	$0	$0	$0	$0	$0	$18
CON-0015 - Transfer to Reserve - Structures/Culvert Rehabilitation Reserve	$3,000,000	$3,250,000	$3,500,000	$3,750,000	$4,000,000	$4,250,000	$4,500,000	$4,750,000	$5,000,000	$5,000,000	$41,000
CON-0016 - Structure 900-363 Euphrasia-St. Vincent Townline	$0	$0	$0	$0	$0	$0	$0	$0	$0	$0	
CON-0024 - Grey Road 19 Urban 4 Laning: Grey Road 21 to Grey Road 119 (19030)	$0	$471,400	$616,100	$0	$0	$0	$0	$0	$0	$0	$1,087
CON-0025 - Grey Road 19 and Crosswinds Boulevard Intersection Upgrades (Utility Relocations)	$0	$245,600	$0	$0	$0	$0	$0	$0	$0	$0	$245
CON-0028 - Structure 900-164 Glenelg Road 23	$0	$0	$0	$0	$0	$0	$0	$0	$0	$0	
CON-0029 - Transfer to Reserve - Asset Management Plan	$1,401,700	$2,589,200	$3,813,300	$5,075,000	$6,375,300	$7,715,100	$9,095,400	$10,517,300	$11,981,800	$13,740,000	$72,304
CON-0031 - Grey Road 2 Pulverize and Pave: 24th SR to Grey Road 40 (2051)	$0	$0	$0	$0	$0	$0	$0	$0	$0	$0	
CON-0032 - Grey Road 2 Pulverize and Pave: Grey	$0	$0	$0	$0	$0	$0	$0	$0	$0	$0	

	2026	2027	2028	2029	2030	2031	2032	2033	2034	2035	10 Year T
Road 40 to Hwy. 26 (2054)											
CON-0034 - Grey Road 9 Urban Rehab: Ida Street to Proton Street Dundalk (9048, 9051)	$788,300	$0	$0	$0	$0	$0	$0	$0	$0	$0	$788
CON-0035 - Grey Road 12 Reconstruction: Ford's Drive to Wellington Avenue (12012-12015)	$680,600	$0	$0	$0	$0	$0	$0	$0	$0	$0	$680
CON-0036 - Grey Road 17B Urbanization: Somers St. to Highway 21 (17B009-17B012)	$0	$328,200	$0	$0	$0	$0	$0	$0	$0	$0	$328
CON-0037 - Grey Road 18 Cream: Grey Road 5 to Grey Road 11 (18012-18014)	$0	$406,800	$0	$0	$0	$0	$0	$0	$0	$0	$406
CON-0038 - Structure 040-086 Grey Road 40	$0	$0	$0	$0	$0	$0	$0	$0	$0	$0	
CON-0040 - Bridge 900-114; Chatsworth	$0	$0	$0	$0	$0	$0	$0	$0	$0	$0	
CON-0045 - Grey Road 10 Cream: Highway 21 to Hepworth (10090, 10093, 10095, 10096)	$0	$0	$0	$0	$0	$0	$0	$0	$0	$0	
CON-0047 - Grey Road 14 Pulverize and Pave: 800 m south of Southgate Road 14 to Cedarville west limits	$0	$0	$562,500	$0	$0	$0	$0	$0	$0	$0	$562
CON-0051 - Bridge 004-207; West Grey	$0	$0	$0	$0	$0	$0	$0	$0	$0	$0	
CON-0053 - Grey Road 4 Cold-In-Place Rehabilitation: East Limit of Durham to Concession 2 (4054)	$0	$0	$0	$0	$0	$0	$0	$0	$0	$0	
CON-0054 - Grey Road 4 Cold-In-Place Rehabilitation: Concession 2 - Grey Road 23 (4057)	$0	$0	$0	$0	$0	($286,400)	$0	$0	$0	$0	($286,
CON-0055 - Grey Road 5 Pulverize & Pave: Grey Road 18 to 1.4 km East of Grey Road 18 (5015)	$0	$0	$525,600	$0	$0	$0	$0	$0	$0	$0	$525
CON-0056 - Grey Road 5 Pulverize & Pave: 1.4 km East of Grey Road 18 to	$0	$0	$726,200	$0	$0	$0	$0	$0	$0	$0	$726

	2026	2027	2028	2029	2030	2031	2032	2033	2034	2035	10 Year T
3.3 km East of Grey Road 18 (5018)											
CON-0058 - Grey Road 12 Pulverize and Pave: 25 m East of Cambrai Road to Grey Road 30 (12029-12033)	$0	$0	$0	$0	$0	$0	$0	$0	$0	$0	
CON-0059 - Grey Road 12 Overlay: Grey Road 112 to 7th Line (12063)	$0	$0	$129,800	$0	$0	$0	$0	$0	$0	$0	$129
CON-0063 - Culvert 004-903; Grey Highlands	$0	$0	$0	$0	$0	$0	$0	$0	$0	$0	
CON-0065 - Grey Road 4 CIREAM: Grey Road 2 (North Jct) to Grey Road 124 (4105-4108)	$0	$0	$0	$0	$0	$0	$0	$0	$0	$0	
CON-0069 - Grey Road 15 Pulverize & Pave Rehabilitation (15039)	$0	$0	$0	$0	$0	$0	$0	$0	$0	$0	
CON-0070 - Bridge 900-226: West Grey / Grey Highlands	$0	$0	$0	$0	$0	$0	$0	$0	$0	$0	
CON-0071 - Grey Road 1 Grind and Pave: East Linton Sideroad - Owen Sound (1051-1063)	$0	$334,000	$0	$0	$0	$0	$0	$0	$0	$0	$334
CON-0072 - Grey Road 7 Pulverize and Pave: 4thSR to John Street (7021)	$0	$0	$0	$0	$0	$0	$0	$0	$0	$0	
CON-0073 - Grey Road 7 Pulverize and Pave: John Street To Muir Street (7024)	$0	$0	$0	$0	$0	$0	$0	$0	$0	$0	
CON-0077 - Grey Road 19 Grind and Pave: Jozo Weider Boulevard to Highway 26 (19034-19039)	$0	$0	$0	$0	$256,500	$0	$0	$0	$0	$0	$256
CON-0078 - Grey Road 19 Intersection Improvements: Craigleith Road, Birches Blvd, Helen St and Snowbridge Way	$0	$0	$0	$0	$0	$0	$0	$0	$0	$0	
CON-0080 - Grey Road 40 Pulverize and Pave: McNabb Street, Chatsworth from Highway 6 to Highway 10 (40027)	$0	$0	$0	$0	$214,900	$0	$0	$0	$0	$0	$214

	2026	2027	2028	2029	2030	2031	2032	2033	2034	2035	10 Year T
CON-0081 - Grey Road 40 Pulverize & Pave: Hwy. 10 to Gore Crescent (40030)	$0	$0	$0	$0	$0	$0	$0	$0	$0	$0	
CON-0082 - Grey Road 40 Pulverize and Pave: Grey Road 13 to Grey Road 2 (40063-40064)	$0	$0	$0	$0	$871,300	$0	$0	$0	$0	$0	$871
CON-0083 - Bridge 900-117; West Grey	$0	$0	$0	$0	$0	$0	$0	$0	$0	$0	
CON-0084 - Grey Road 2 Pulverize and Pave: John Street to Grey Road 31 (2018-2021)	$935,500	$0	$0	$0	$0	$0	$0	$0	$0	$0	$935
CON-0085 - Grey Road 3 Pulverize and Pave: Concession 16 to Grey Road 4 (3022-3026)	$285,100	$0	$0	$0	$0	$0	$0	$0	$0	$0	$285
CON-0086 - Grey Road 5 Reconstruction: Mary Ave to Concession 7 (5009)	$0	$0	$0	$0	$414,900	$0	$0	$0	$0	$0	$414
CON-0087 - Grey Road 5 Grind and Pave: Concession 7 to 0.4 km East of Concession 7 (5010)	$0	$0	$0	$0	$0	$0	$0	$0	$0	$144,900	$144
CON-0089 - Grey Road 13 Pulverize and Pave: Sideroad 19 to Main Street, Heathcote (13036 - 13042)	$0	$0	$0	$0	$685,500	$0	$0	$0	$0	$0	$685
CON-0090 - Grey Road 28 Pulverize and Pave: Grey Road 4 to Concession 18 (28012-28018)	$0	$0	$0	$0	$0	$0	$0	$0	$0	$0	
CON-0091 - Grey Road 28 Pulverize and Pave: Concession 18 to Grey Road 10 (28021 - 28024)	$0	$0	$0	$0	$0	$0	$0	$0	$592,700	$0	$592
CON-0092 - Grey Road 30 Pulverize and Pave Rehabilitation: Grey Road 30 to 7th Line (30002)	$0	$0	$0	$0	$0	$0	$0	$0	$0	$0	
CON-0093 - Grey Road 109 Pulverize and Pave Rehabilitation: Highway 6 to Southgate Road 12 (109006-109009)	$0	$0	$0	$0	$0	$0	$0	$0	$931,900	$0	$931
CON-0094 - Grey Road 109 Reconstruction:	$0	$0	$0	$0	$0	$0	$0	$0	$2,152,200	$0	$2,152

	2026	2027	2028	2029	2030	2031	2032	2033	2034	2035	10 Year T
Southgate Road 12 to 0.8 km north of Southgate Road 12 (109012)											
CON-0095 - Bridge 900-598; Southgate	$0	$0	$0	$0	$0	$0	$0	$0	$0	$0	
CON-0096 - Bridge 023-350; Concrete Single Span - Southgate	$0	$0	$0	$0	$0	$0	$0	$0	$0	$0	
CON-0097 - Grey Road 3 Pulverize and Pave: 0.95 km South of Sideroad 5 to the South Limit of Keady (3051-3054)	$0	$0	$0	$0	$0	$0	$804,900	$0	$0	$0	$804
CON-0098 - Grey Road 3 and Grey Road 16 Intersection Improvements - Keady (16006,16009,3057,3058)	$0	$0	$0	$0	$0	$0	$0	$0	$0	$0	
CON-0101 - Grey Road 7 Microsurface: 2.8 km north of Grey Road 13 to Sideroad 22B (7006,7009)	$0	$0	$0	$0	$0	$0	$0	$0	$0	$0	
CON-0102 - Grey Road 7 Microsurface: Grey Road 40 - 4 Sideroad (7015-7018)	$0	$0	$0	$0	$0	$0	$0	$0	$0	$0	
CON-0104 - Grey Road 10 Cream: North Limit of Elmwood to Grey Road 25 (10051-10054)	$0	$0	$0	$0	$0	$0	$0	$0	$0	$0	
CON-0105 - Grey Road 10 Grind and Pave: Grey Road 28 to 0.8 km South of South Limit of Elmwood (10042)	$0	$0	$0	$0	$0	$0	$0	$0	$0	$0	
CON-0106 - Grey Road 10 and Grey Road 28 Intersection Improvements	$0	$0	$0	$0	$0	$0	$0	$0	$0	$15,500	$15
CON-0107 - Grey Road 16 Microsurface: Grey Road 10 - Concession 5 Derby, excluding Keady (16003, 16012, 16015)	$0	$0	$0	$0	$0	$0	$0	$0	$0	$1,274,800	$1,274
CON-0108 - Grey Road 40 Microsurface: Grey Road 7 to Grey Road 13 (40057-40062)	$0	$0	$0	$0	$0	$0	$0	$0	$0	$0	
CON-0109 - Grey Road 40 Microsurface: 700m east of Veterans Way	$0	$0	$0	$0	$0	$0	$0	$0	$0	$0	

	2026	2027	2028	2029	2030	2031	2032	2033	2034	2035	10 Year T
north to Grey Road 12 (40036-40051)											
CON-0110 - Bridge 900-188; Steel Beam Pony Truss - West Grey between GR 28 and GR 3	$0	$0	$0	$0	$0	$0	$0	$0	$0	$0	
CON-0112 - Grey Road 1 Pulverize and Pave: Kemble Rock Road to East Linton Sideroad W (1042-1048)	$0	$0	$0	$1,204,800	$0	$0	$0	$0	$0	$0	$1,204
CON-0113 - Grey Road 3 Pulverize & Pave Rehabilitation: East Jct. Grey Road 5 to Highway 21 (3066)	$0	$0	$0	$0	$0	$0	$1,955,300	$0	$0	$0	$1,955
CON-0115 - Grey Road 7 Pulverize and Pave Rehabilitation: Sideroad 22B to Grey Road 40 (7012)	$0	$0	$0	$0	$0	$0	$0	$0	$0	$0	
CON-0116 - Grey Road 9 Microsurface: Grey Road 109 to Southgate Sideroad 13 (9030-9040)	$0	$0	$0	$0	$0	$0	$0	$0	$0	$0	
CON-0117 - Grey Road 12 Pulverize and Pave: Highway 6 to Glenelg Road 23 (12003-12006)	$0	$0	$0	$0	$0	$0	$0	$0	$0	$605,200	$605
CON-0119 - Grey Road 29 Pulverize and Pave: Holland Sydenham Townline to 0.6 km West of 1st Concession (29018)	$0	$0	$0	$0	$0	$0	$0	$0	$0	$0	
CON-0120 - Grey Road 29 Pulverize and Pave: North Limit of Bognor to Grey Road 18 (29024)	$0	$0	$0	$0	$0	$0	$0	$0	$0	$0	
CON-0122 - Structure 015-023 Grey Road 15 - Leith	$0	$0	$0	$0	$0	$0	$0	$0	$0	$0	
CON-0123 - Minor Capital	$763,400	$782,300	$799,900	$817,900	$836,200	$854,900	$874,000	$893,500	$913,400	$933,600	$8,469
CON-0124 - 10 Year Bridge Designs	$173,200	$176,700	$90,100	$91,900	$93,700	$95,600	$97,500	$0	$0	$0	$818
CON-0125 - Major Bridge and Culvert Repairs	$592,800	$615,000	$636,500	$658,800	$681,900	$705,800	$730,500	$756,100	$782,600	$810,000	$6,970
CON-0126 - Structure Detailed Investigations	$95,900	$97,800	$49,900	$50,900	$51,900	$52,900	$54,000	$0	$0	$0	$453

	2026	2027	2028	2029	2030	2031	2032	2033	2034	2035	10 Year T
CON-0127 - Catch Basin Repair	$65,800	$68,300	$70,700	$73,200	$75,800	$78,500	$81,200	$84,000	$86,900	$89,900	$774
CON-0128 - Inspection and Quality Assurance for Capital Projects	$580,200	$599,200	$620,200	$641,900	$664,400	$687,700	$711,800	$736,700	$762,500	$789,200	$6,793
CON-0129 - In-House Engineering Costs for Capital Projects	$645,500	$686,000	$710,000	$734,900	$760,600	$787,200	$814,800	$843,300	$872,800	$903,300	$7,758
CON-0130 - External Engineering Costs	$298,000	$304,000	$310,000	$316,200	$322,500	$329,000	$335,600	$342,300	$349,100	$356,100	$3,262
CON-0131 - Land Acquisitions	$104,000	$106,100	$108,100	$110,300	$112,500	$114,800	$117,100	$119,400	$121,800	$124,200	$1,138
CON-0138 - Grey Road 40 Culvert Lining: (978, 979, 980, 981, 1002)	$0	$0	$0	$0	$0	$0	$0	$0	$0	$0	
CON-0139 - Grey Road 1 Slope Stabilization (1015-1016)	$0	$168,300	$0	$0	$0	$0	$0	$0	$0	$0	$168
CON-0141 - Grey Road 14 Pulverize and Pave: Southgate SRD 11 to Cedarville west limits (14006-14009)	$836,700	$0	$0	$0	$0	$0	$0	$0	$0	$0	$836
CON-0142 - Grey Road 17 Microsurface: Highway 6 to Centre Road (17015-17021)	$0	$0	$249,500	$0	$0	$0	$0	$0	$0	$0	$249
CON-0144 - Grey Road 11 Microsurface: Highway 26 to 4431m south (11006, 11009,11012)	$0	$0	$57,800	$0	$0	$0	$0	$0	$0	$0	$57
CON-0145 - Grey Road 15 Pulverize & Pave Rehabilitation: 359393 Grey Road 15 to Tom Thompson Lane (15054-15057)	$0	$0	$0	$0	$0	$0	$0	$0	$0	$0	
CON-0146 - Grey Road 2 and Grey Road 40 Roundabout	$0	$0	$0	$775,400	$0	$0	$0	$0	$0	$0	$775
CON-0147 - Grey Road 3: Pulverize and Pave: Grey Road 9 to Grey Road 3 (3010)	$0	$0	$0	$0	$87,800	$0	$0	$0	$0	$0	$87
CON-0148 - Structure 013-068 Grey Road 13 Clarksburg	$0	$0	$0	$0	$0	$0	$0	$0	$0	$0	
CON-0149 - Grey Road 3 Overlay: Wellington Road 2 to Grey Road 9 (3006-3009)	$0	$0	$428,500	$0	$0	$0	$0	$0	$0	$0	$428

	2026	2027	2028	2029	2030	2031	2032	2033	2034	2035	10 Year T
CON-0150 - Grey Road 5 Pulverize & Pave: 0.4 km West of Concession 11 to 0.6 km West of Grey Road 3 (5004)	$0	$0	$0	$0	$103,200	$0	$0	$0	$0	$0	$103
CON-0151 - Grey Road 15 Pulverize & Pave Rehabilitation: North Limit of OS - 359393 Grey Road 15 (15042-15051)	$0	$0	$0	$677,200	$0	$0	$0	$0	$0	$0	$677
CON-0152 - Grey Road 18 Cream: Grey Road 5 to Highway 6/10 (18009-18010)	$0	$0	$0	$0	$1,100,300	$0	$0	$0	$0	$0	$1,100
CON-0153 - Grey Road 2 Pulverize and Pave: Dufferin County Line to Grey Road 4 (2003-2009)	$0	$0	$0	$0	$0	$0	$0	$0	$0	$0	
CON-0154 - Grey Road 4 Reconstruction: West Limit of Ceylon to East Limit of Ceylon (4072)	$0	$0	$0	$0	$0	$0	$0	$0	$0	$0	
CON-0156 - Grey Road 15 Pulverize and Pave: 4.1 km North of Highway 26 to Highway 26 (15070-15073)	$0	$0	$0	$0	$0	$0	$0	$0	$1,354,800	$0	$1,354
CON-0157 - Grey Road 17 Pulverize and Pave Rehabilitation: Grey Road 17A - Grey Road 170 (17005-17008)	$0	$0	$0	$0	$0	$0	$0	$0	$0	$0	
CON-0161 - Grey Road 1 Pulverize and Pave: Scott Street to 503313 Grey Road 1 (1009-1021)	$0	$0	$0	$0	$0	$0	$0	$0	$0	$0	
CON-0163 - Grey Road 4 Pulverize and Pave: East Limit Ceylon to .6 km East of West Limit Flesherton (4075-4078)	$0	$0	$212,500	$0	$0	$0	$0	$0	$0	$0	$212
CON-0164 - Grey Road 5 Pulverize & Pave: 0.4 km East of Concession 7 to Grey Road 18 (5012 - 5014)	$0	$0	$0	$0	$0	$0	$1,400,700	$0	$0	$0	$1,400
CON-0166 - Grey Road 15 Reconstruction: Tom Thompson Lane to 303049 Grey Road 15 (Part of 15060)	$0	$0	$161,800	$0	$0	$0	$0	$0	$0	$0	$161

	2026	2027	2028	2029	2030	2031	2032	2033	2034	2035	10 Year T
CON-0167 - Grey Road 16 and Concession 5 Derby / 6: Roundabout	$0	$0	$0	$0	$0	$0	$0	$0	$0	$1,598,300	$1,598
CON-0168 - Grey Road 17 Pulverize and Pave Rehabilitation: Grey Road 17B - Grey Road 17A (17002-17004)	$0	$0	$0	$0	$0	$0	$0	$3,015,900	$0	$0	$3,015
CON-0169 - Grey Road 19 and Grey Road 21 Intersection Upgrades (Utility Relocations)	$828,700	$0	$0	$0	$0	$0	$0	$0	$0	$0	$828
CON-0170 - Grey Road 19 and Grey Road 21 Intersection Upgrades (Booster Pumping Station)	$0	$0	$0	$0	$0	$0	$0	$0	$0	$0	
CON-0171 - Grey Road 23 Overlay: Grey Road 9 to Grey Road 4 (23003-23009)	$0	$0	$0	$0	$0	$0	$0	$0	$0	$0	
CON-0173 - Concession 12 Land Acquisition: Grey Road 10 To Grey Road 3	$0	$0	$0	$0	$0	$0	$0	$0	$0	$0	
CON-0174 - Concession 12 Roadside Tree Clearing: Grey Road 10 To Grey Road 3	$0	$0	$0	$0	$0	$0	$0	$0	$0	$0	
CON-0175 - Concession 12 Utility Relocations (Hydro, Gas, Bell): Grey Road 10 To Grey Road 3	$0	$0	$0	$0	$0	$0	$0	$0	$0	$0	
CON-0176 - Concession 12 Full Reconstruction to County Standard: Grey Road 10 To Grey Road 3	$0	$0	$0	$0	$0	$3,838,600	$0	$0	$0	$0	$3,838
CON-0177 - Concession 12 40mm Overlay: Grey Road 3 to Sideroad 25	$0	$651,100	$0	$0	$0	$0	$0	$0	$0	$0	$651
CON-0178 - Concession 12 Land Acquisition: Grey Road 3 to Sideroad 25	$0	$0	$0	$0	$50,500	$0	$0	$0	$0	$0	$50
CON-0182 - Concession 12 40mm Overlay: Sideroad 25 to Highway 6	$0	$0	$0	$0	$0	$0	$0	$0	$0	$0	
CON-0183 - Concession 12 Land Acquisition: Sideroad 25 to Highway 6	$0	$121,700	$0	$0	$0	$0	$0	$0	$0	$0	$121
CON-0184 - Concession 12 Three Structure	$0	$0	$0	$0	$0	$0	$0	$0	$0	$0	

	2026	2027	2028	2029	2030	2031	2032	2033	2034	2035	10 Year T
Replacements: Sideroad 25 to Highway 6											
CON-0185 - Concession 12 Roadside Tree Clearing: Sideroad 25 to Highway 6	$0	$0	$0	$104,500	$0	$0	$0	$0	$0	$0	$104
CON-0186 - Concession 12 Utility Relocation (Hydro, Gas, Bell): Sideroad 25 to Highway 6	$0	$0	$0	$0	$0	$0	$0	$0	$0	$0	
CON-0188 - Concession 11 50mm Overlay: Grey Road 14 to Highway 89	$0	$212,700	$0	$0	$0	$0	$0	$0	$0	$0	$212
CON-0190 - Bentinck-Sullivan TL Land Acquisition: Grey Road 10 to Grey Road 3	$0	$566,300	$0	$0	$0	$0	$0	$0	$0	$0	$566
CON-0191 - Bentinck-Sullivan TL Roadside Tree Cutting: Grey Road 10 to Grey Road 3	$0	$81,500	$0	$0	$0	$0	$0	$0	$0	$0	$81
CON-0192 - Bentinck-Sullivan TL Full Reconstruction to County Standard: Grey Road 10 to Grey Road 3	$0	$0	$0	$952,700	$0	$0	$0	$0	$0	$0	$952
CON-0193 - Bentinck-Sullivan TL Utility Relocation (Hydro, Gas, Bell): Grey Road 10 to Grey Road 3	$0	$15,600	$0	$0	$0	$0	$0	$0	$0	$0	$15
CON-0194 - Concession 5/6 Line Painting and Localized Minor Rehab: Grey Road 18 to Grey Road 40	$0	$41,600	$0	$0	$0	$0	$0	$0	$0	$0	$41
CON-0195 - Concession 5/6 50mm Overlay - Concession 6: Grey Road 16 to Grey Road 40	$0	$0	$0	$0	$0	$0	$0	$0	$0	$0	
CON-0196 - Concession 5/6 - Concession 5 Asphalt Patching and Overlay: Grey Road 18 to Grey Road 16	$0	$0	$0	$0	$0	$329,900	$0	$0	$0	$0	$329
CON-0198 - Grey Road 4 Pulverize and Pave: East of Flesherton to West of Maxwell (4093, 4096, 4098, 4099)	$0	$0	$0	$0	$0	$0	$0	$0	$0	$1,835,600	$1,835
CON-0199 - Grey Road 4 Pulverize and Pave: West	$0	$0	$0	$0	$0	$0	$0	$1,629,400	$0	$0	$1,629

	2026	2027	2028	2029	2030	2031	2032	2033	2034	2035	10 Year T
of Maxwell to 2.5km east of Grey Road 2 (4101, 4102)											
CON-0200 - Road Exchange Transfer Payments	$1,240,900	$2,109,500	$2,426,600	$2,619,800	$2,821,100	$3,030,600	$3,095,400	$3,147,600	$3,186,200	$3,210,100	$26,887
CON-0201 - Grey Road 124 Ciream: Dufferin Boundary to Singhampton (124003-124015)	$0	$0	$0	$0	$0	$0	$0	$0	$0	$0	
CON-0202 - Grey Road 12 Rural Reconstruction: 503571 Grey Road 12 East 735 m	$0	$0	$0	$0	$0	$0	$0	$0	$0	$0	
Grand Total	**$13,732,900**	**$15,438,000**	**$17,226,300**	**$19,088,000**	**$21,025,500**	**$23,041,200**	**$25,137,700**	**$27,314,400**	**$29,577,100**	**$31,928,800**	**$223,509**

Major Road and Bridge Construction Capital Summary
2026 Budget

Revenues

	2025 Budget	2025 Year End Projection	2026 Budget	2026 vs 2025 Budget	2027 Projection	2027 vs 2026 Budget
49400 - Transfer From Reserve	($5,630,100)	($1,408,500)	($5,710,000)	($79,900)	($10,070,600)	($4,360,600)
49415 - From Reserve - Dev. Charges	($10,800,400)	($5,811,900)	($2,213,400)	$8,587,000	($6,128,000)	($3,914,600)
49425 - From Reserve - Gas Tax	($5,478,600)	($4,755,700)	($6,758,100)	($1,279,500)	($5,987,200)	$770,900
51100 - Provincial Conditional Grant	($3,488,100)	($3,488,100)	($3,996,200)	($508,100)	($3,836,900)	$159,300
53001 - Other Municipalities	($408,000)	($108,000)	($1,495,000)	($1,087,000)	($2,883,900)	($1,388,900)
53002 - Lower Tier Municipalities	($1,030,000)	($5,000)	($1,936,300)	($906,300)	$0	$1,936,300
54070 - Miscellaneous	$0	$0	$0	$0	($2,211,200)	($2,211,200)
Grand Total	**($26,835,200)**	**($15,577,200)**	**($22,109,000)**	**$4,726,200**	**($31,117,800)**	**($9,008,800)**

Other Expenses

	2025 Budget	2025 Year End Projection	2026 Budget	2026 vs 2025 Budget	2027 Projection	2027 vs 2026 Budget
63070 - Other Materials & Services	$4,000	$3,000	$1,800	($2,200)	$1,800	$0
63310 - Travel & Meal Expenses	$39,000	$38,500	$39,000	$0	$42,200	$3,200
63450 - Maintenance of Equipment	$200	$200	$200	$0	$200	$0
63531 - Other Expenditure Recovery	($55,000)	($45,000)	($5,000)	$50,000	($5,000)	$0
63702 - Equipment Costs/Rentals	$65,000	$23,000	$20,000	($45,000)	$20,000	$0
63708 - Licenses and Fees	$11,000	$7,500	$7,500	($3,500)	$7,800	$300
63902 - Road Mtce & Construction	$75,000	$90,300	$32,200	($42,800)	$35,100	$2,900
63911 - Land	$102,000	$40,000	$99,000	($3,000)	$101,100	$2,100
64100 - Legal Fees	$50,000	$35,000	$5,000	($45,000)	$5,000	$0

	2025 Budget	2025 Year End Projection	2026 Budget	2026 vs 2025 Budget	2027 Projection	2027 vs 2026 Budget
64102 - Professional & Consulting Fees	$936,800	$688,400	$702,100	($234,700)	$713,500	$11,400
64120 - Purchased Service	$30,000	$72,000	$0	($30,000)	$0	$0
64601 - Hired Equipment	$3,000	$0	$0	($3,000)	$0	$0
64604 - Traffic Lights	$128,000	$110,000	$0	($128,000)	$0	$0
64902 - Road Mtce & Construction	$31,705,000	$18,929,900	$27,238,700	($4,466,300)	$35,537,100	$8,298,400
66006 - Payments to Lower Tiers	$0	$0	$1,240,900	$1,240,900	$2,109,500	$868,600
67002 - Interfunc. Equip Operations	$193,000	$103,700	$135,000	($58,000)	$138,200	$3,200
67009 - Interfunc. Sign Manufacturing	$9,500	$5,000	$5,000	($4,500)	$5,200	$200
67011 - Interfunc. Stock Usage	$35,000	$42,800	$45,000	$10,000	$46,400	$1,400
69100 - Transfer to Reserves	$0	$0	$0	$0	$0	$0
69106 - Transfer to Reserve Asset Mgmt	$3,000,000	$3,000,000	$4,401,700	$1,401,700	$5,839,200	$1,437,500
Grand Total	**$36,331,500**	**$23,144,300**	**$33,968,100**	**($2,363,400)**	**$44,597,300**	**$10,629,200**

Net Levy

	2025 Budget	2025 Year End Projection	2026 Budget	2026 vs 2025 Budget	2027 Projection	2027 vs 2026 Budget
Major Road and Bridge Construction Summary	$10,922,900	$9,021,500	$13,335,200	$2,412,300	$15,028,900	$1,693,700

Major Road and Bridge Construction Capital Projects - 2026 - 2035 Total Expenditures

	2026	2027	2028	2029	2030	2031	2032	2033	2034	2035	10 Year Tot
CON-0006 - Grey Road 19 and Grey Road 21 Intersection Upgrades	$0	$5,767,800	$0	$0	$0	$0	$0	$0	$0	$0	$5,767,80
CON-0012 - Grey Road 30 Pulverize and Pave Rehabilitation: Lower Valley Road to Grey Road 13 (30006-30007)	$1,723,600	$0	$0	$0	$0	$0	$0	$0	$0	$0	$1,723,60
CON-0015 - Transfer to Reserve - Structures/Culvert Rehabilitation Reserve	$3,000,000	$3,250,000	$3,500,000	$3,750,000	$4,000,000	$4,250,000	$4,500,000	$4,750,000	$5,000,000	$5,000,000	$41,000,00
CON-0016 - Structure 900-363 Euphrasia-St. Vincent Townline	$1,377,500	$0	$0	$0	$0	$0	$0	$0	$0	$0	$1,377,50
CON-0024 - Grey Road 19 Urban 4 Laning: Grey Road 21 to Grey Road 119 (19030)	$0	$2,082,200	$2,853,800	$0	$0	$0	$0	$0	$0	$0	$4,936,00
CON-0025 - Grey Road 19 and Crosswinds Boulevard Intersection Upgrades (Utility Relocations)	$0	$2,456,800	$0	$0	$0	$0	$0	$0	$0	$0	$2,456,80
CON-0028 - Structure 900-164 Glenelg Road 23	$0	$1,806,500	$0	$0	$0	$0	$0	$0	$0	$0	$1,806,50
CON-0029 - Transfer to Reserve - Asset Management Plan	$1,401,700	$2,589,200	$3,813,300	$5,075,000	$6,375,300	$7,715,100	$9,095,400	$10,517,300	$11,981,800	$13,740,000	$72,304,10
CON-0031 - Grey Road 2 Pulverize and Pave: 24th SR to Grey Road 40 (2051)	$0	$0	$0	$1,060,400	$0	$0	$0	$0	$0	$0	$1,060,40
CON-0032 - Grey Road 2 Pulverize and Pave: Grey Road 40 to Hwy. 26 (2054)	$0	$0	$0	$1,123,600	$0	$0	$0	$0	$0	$0	$1,123,60
CON-0034 - Grey Road 9 Urban Rehab: Ida Street to Proton Street Dundalk (9048, 9051)	$3,654,600	$0	$0	$0	$0	$0	$0	$0	$0	$0	$3,654,60
CON-0035 - Grey Road 12 Reconstruction: Ford's Drive to Wellington Avenue (12012-12015)	$1,810,500	$0	$0	$0	$0	$0	$0	$0	$0	$0	$1,810,50
CON-0036 - Grey Road 17B Urbanization:	$0	$3,369,500	$0	$0	$0	$0	$0	$0	$0	$0	$3,369,50

	2026	2027	2028	2029	2030	2031	2032	2033	2034	2035	10 Year Tot
Somers St. to Highway 21 (17B009-17B012)											
CON-0037 - Grey Road 18 Cream: Grey Road 5 to Grey Road 11 (18012-18014)	$0	$3,009,700	$0	$0	$0	$0	$0	$0	$0	$0	$3,009,70
CON-0038 - Structure 040-086 Grey Road 40	$1,020,600	$0	$0	$0	$0	$0	$0	$0	$0	$0	$1,020,60
CON-0040 - Bridge 900-114; Chatsworth	$1,659,100	$0	$0	$0	$0	$0	$0	$0	$0	$0	$1,659,10
CON-0045 - Grey Road 10 Cream: Highway 21 to Hepworth (10090, 10093, 10095, 10096)	$0	$0	$0	$0	$0	$5,861,800	$0	$0	$0	$0	$5,861,80
CON-0047 - Grey Road 14 Pulverize and Pave: 800 m south of Southgate Road 14 to Cedarville west limits	$0	$0	$4,399,400	$0	$0	$0	$0	$0	$0	$0	$4,399,40
CON-0051 - Bridge 004-207; West Grey	$0	$2,397,100	$0	$0	$0	$0	$0	$0	$0	$0	$2,397,10
CON-0053 - Grey Road 4 Cold-In-Place Rehabilitation: East Limit of Durham to Concession 2 (4054)	$0	$0	$0	$0	$0	$974,200	$0	$0	$0	$0	$974,20
CON-0054 - Grey Road 4 Cold-In-Place Rehabilitation: Concession 2 - Grey Road 23 (4057)	$0	$0	$0	$0	$0	$7,194,800	$0	$0	$0	$0	$7,194,80
CON-0055 - Grey Road 5 Pulverize & Pave: Grey Road 18 to 1.4 km East of Grey Road 18 (5015)	$0	$0	$1,112,900	$0	$0	$0	$0	$0	$0	$0	$1,112,90
CON-0056 - Grey Road 5 Pulverize & Pave: 1.4 km East of Grey Road 18 to 3.3 km East of Grey Road 18 (5018)	$0	$0	$2,365,700	$0	$0	$0	$0	$0	$0	$0	$2,365,70
CON-0058 - Grey Road 12 Pulverize and Pave: 25 m East of Cambrai Road to Grey Road 30 (12029-12033)	$0	$0	$0	$0	$1,407,700	$0	$0	$0	$0	$0	$1,407,70
CON-0059 - Grey Road 12 Overlay: Grey Road 112 to 7th Line (12063)	$0	$0	$652,800	$0	$0	$0	$0	$0	$0	$0	$652,80
CON-0063 - Culvert 004-903; Grey Highlands	$0	$0	$0	$0	$3,055,800	$0	$0	$0	$0	$0	$3,055,80

	2026	2027	2028	2029	2030	2031	2032	2033	2034	2035	10 Year Tot
CON-0065 - Grey Road 4 CIREAM: Grey Road 2 (North Jct) to Grey Road 124 (4105-4108)	$0	$0	$0	$0	$0	$0	$6,134,400	$0	$0	$0	$6,134,40
CON-0069 - Grey Road 15 Pulverize & Pave Rehabilitation (15039)	$0	$0	$0	$180,800	$0	$0	$0	$0	$0	$0	$180,80
CON-0070 - Bridge 900-226: West Grey / Grey Highlands	$0	$0	$2,890,700	$0	$0	$0	$0	$0	$0	$0	$2,890,70
CON-0071 - Grey Road 1 Grind and Pave: East Linton Sideroad - Owen Sound (1051-1063)	$0	$3,141,200	$0	$0	$0	$0	$0	$0	$0	$0	$3,141,20
CON-0072 - Grey Road 7 Pulverize and Pave: 4thSR to John Street (7021)	$0	$0	$0	$0	$0	$0	$0	$2,639,900	$0	$0	$2,639,90
CON-0073 - Grey Road 7 Pulverize and Pave: John Street To Muir Street (7024)	$0	$0	$0	$0	$0	$0	$0	$812,200	$0	$0	$812,20
CON-0077 - Grey Road 19 Grind and Pave: Jozo Weider Boulevard to Highway 26 (19034-19039)	$0	$0	$0	$0	$1,338,000	$0	$0	$0	$0	$0	$1,338,00
CON-0078 - Grey Road 19 Intersection Improvements: Craigleith Road, Birches Blvd, Helen St and Snowbridge Way	$0	$0	$0	$0	$1,378,400	$0	$0	$0	$0	$0	$1,378,40
CON-0080 - Grey Road 40 Pulverize and Pave: McNabb Street, Chatsworth from Highway 6 to Highway 10 (40027)	$0	$0	$0	$0	$214,900	$0	$0	$0	$0	$0	$214,90
CON-0081 - Grey Road 40 Pulverize & Pave: Hwy. 10 to Gore Crescent (40030)	$0	$0	$0	$1,649,500	$0	$0	$0	$0	$0	$0	$1,649,50
CON-0082 - Grey Road 40 Pulverize and Pave: Grey Road 13 to Grey Road 2 (40063-40064)	$0	$0	$0	$0	$2,328,600	$0	$0	$0	$0	$0	$2,328,60
CON-0083 - Bridge 900-117; West Grey	$0	$0	$0	$0	$0	$1,826,500	$0	$0	$0	$0	$1,826,50
CON-0084 - Grey Road 2 Pulverize and Pave: John	$2,087,200	$0	$0	$0	$0	$0	$0	$0	$0	$0	$2,087,20

	2026	2027	2028	2029	2030	2031	2032	2033	2034	2035	10 Year Tot
Street to Grey Road 31 (2018-2021)											
CON-0085 - Grey Road 3 Pulverize and Pave: Concession 16 to Grey Road 4 (3022-3026)	$2,638,500	$0	$0	$0	$0	$0	$0	$0	$0	$0	$2,638,50
CON-0086 - Grey Road 5 Reconstruction: Mary Ave to Concession 7 (5009)	$0	$0	$0	$0	$1,481,800	$0	$0	$0	$0	$0	$1,481,80
CON-0087 - Grey Road 5 Grind and Pave: Concession 7 to 0.4 km East of Concession 7 (5010)	$0	$0	$0	$0	$0	$0	$0	$0	$0	$144,900	$144,90
CON-0089 - Grey Road 13 Pulverize and Pave: Sideroad 19 to Main Street, Heathcote (13036 - 13042)	$0	$0	$0	$0	$2,487,100	$0	$0	$0	$0	$0	$2,487,10
CON-0090 - Grey Road 28 Pulverize and Pave: Grey Road 4 to Concession 18 (28012-28018)	$0	$0	$0	$0	$0	$0	$0	$0	$6,022,400	$0	$6,022,40
CON-0091 - Grey Road 28 Pulverize and Pave: Concession 18 to Grey Road 10 (28021 - 28024)	$0	$0	$0	$0	$0	$0	$0	$0	$1,209,600	$0	$1,209,60
CON-0092 - Grey Road 30 Pulverize and Pave Rehabilitation: Grey Road 30 to 7th Line (30002)	$0	$0	$0	$0	$3,212,000	$0	$0	$0	$0	$0	$3,212,00
CON-0093 - Grey Road 109 Pulverize and Pave Rehabilitation: Highway 6 to Southgate Road 12 (109006-109009)	$0	$0	$0	$0	$0	$0	$0	$0	$4,420,000	$0	$4,420,00
CON-0094 - Grey Road 109 Reconstruction: Southgate Road 12 to 0.8 km north of Southgate Road 12 (109012)	$0	$0	$0	$0	$0	$0	$0	$0	$3,332,200	$0	$3,332,20
CON-0095 - Bridge 900-598; Southgate	$0	$0	$0	$0	$0	$0	$985,600	$0	$0	$0	$985,60
CON-0096 - Bridge 023-350; Concrete Single Span - Southgate	$0	$0	$0	$0	$0	$0	$0	$1,826,200	$0	$0	$1,826,20
CON-0097 - Grey Road 3 Pulverize and Pave: 0.95 km South of Sideroad 5	$0	$0	$0	$0	$0	$0	$6,048,800	$0	$0	$0	$6,048,80

	2026	2027	2028	2029	2030	2031	2032	2033	2034	2035	10 Year Tot
to the South Limit of Keady (3051-3054)											
CON-0098 - Grey Road 3 and Grey Road 16 Intersection Improvements - Keady (16006,16009,3057,3058)	$0	$0	$0	$0	$0	$0	$0	$0	$4,279,900	$0	$4,279,90
CON-0101 - Grey Road 7 Microsurface: 2.8 km north of Grey Road 13 to Sideroad 22B (7006,7009)	$0	$0	$0	$0	$742,600	$0	$0	$0	$0	$0	$742,60
CON-0102 - Grey Road 7 Microsurface: Grey Road 40 - 4 Sideroad (7015-7018)	$0	$0	$0	$0	$416,700	$0	$0	$0	$0	$0	$416,70
CON-0104 - Grey Road 10 Cream: North Limit of Elmwood to Grey Road 25 (10051-10054)	$0	$0	$0	$0	$0	$0	$0	$4,000,700	$0	$0	$4,000,70
CON-0105 - Grey Road 10 Grind and Pave: Grey Road 28 to 0.8 km South of South Limit of Elmwood (10042)	$0	$0	$0	$0	$0	$0	$0	$0	$0	$4,502,300	$4,502,30
CON-0106 - Grey Road 10 and Grey Road 28 Intersection Improvements	$0	$0	$0	$0	$0	$0	$0	$0	$0	$124,300	$124,30
CON-0107 - Grey Road 16 Microsurface: Grey Road 10 - Concession 5 Derby, excluding Keady (16003, 16012, 16015)	$0	$0	$0	$0	$0	$0	$0	$0	$0	$1,274,800	$1,274,80
CON-0108 - Grey Road 40 Microsurface: Grey Road 7 to Grey Road 13 (40057-40062)	$0	$0	$0	$0	$0	$0	$0	$0	$1,028,300	$0	$1,028,30
CON-0109 - Grey Road 40 Microsurface: 700m east of Veterans Way north to Grey Road 12 (40036-40051)	$0	$0	$0	$0	$0	$0	$0	$0	$1,926,900	$0	$1,926,90
CON-0110 - Bridge 900-188; Steel Beam Pony Truss - West Grey between GR 28 and GR 3	$820,100	$0	$0	$0	$0	$0	$0	$0	$0	$0	$820,10
CON-0112 - Grey Road 1 Pulverize and Pave: Kemble Rock Road to East Linton Sideroad W (1042-1048)	$0	$0	$0	$2,138,900	$0	$0	$0	$0	$0	$0	$2,138,90

	2026	2027	2028	2029	2030	2031	2032	2033	2034	2035	10 Year Tot
CON-0113 - Grey Road 3 Pulverize & Pave Rehabilitation: East Jct. Grey Road 5 to Highway 21 (3066)	$0	$0	$0	$0	$0	$0	$2,772,100	$0	$0	$0	$2,772,10
CON-0115 - Grey Road 7 Pulverize and Pave Rehabilitation: Sideroad 22B to Grey Road 40 (7012)	$0	$0	$0	$0	$0	$0	$0	$0	$0	$3,525,000	$3,525,00
CON-0116 - Grey Road 9 Microsurface: Grey Road 109 to Southgate Sideroad 13 (9030-9040)	$0	$0	$0	$0	$0	$0	$0	$2,412,100	$0	$0	$2,412,10
CON-0117 - Grey Road 12 Pulverize and Pave: Highway 6 to Glenelg Road 23 (12003-12006)	$0	$0	$0	$0	$0	$0	$0	$0	$0	$7,135,400	$7,135,40
CON-0119 - Grey Road 29 Pulverize and Pave: Holland Sydenham Townline to 0.6 km West of 1st Concession (29018)	$0	$0	$0	$0	$0	$0	$0	$0	$1,455,400	$0	$1,455,40
CON-0120 - Grey Road 29 Pulverize and Pave: North Limit of Bognor to Grey Road 18 (29024)	$0	$0	$0	$0	$0	$0	$0	$0	$1,251,900	$0	$1,251,90
CON-0122 - Structure 015-023 Grey Road 15 - Leith	$0	$0	$1,893,200	$0	$0	$0	$0	$0	$0	$0	$1,893,20
CON-0123 - Minor Capital	$763,400	$782,300	$799,900	$817,900	$836,200	$854,900	$874,000	$893,500	$913,400	$933,600	$8,469,10
CON-0124 - 10 Year Bridge Designs	$173,200	$176,700	$90,100	$91,900	$93,700	$95,600	$97,500	$0	$0	$0	$818,70
CON-0125 - Major Bridge and Culvert Repairs	$592,800	$615,000	$636,500	$658,800	$681,900	$705,800	$730,500	$756,100	$782,600	$810,000	$6,970,00
CON-0126 - Structure Detailed Investigations	$95,900	$97,800	$49,900	$50,900	$51,900	$52,900	$54,000	$0	$0	$0	$453,30
CON-0127 - Catch Basin Repair	$65,800	$68,300	$70,700	$73,200	$75,800	$78,500	$81,200	$84,000	$86,900	$89,900	$774,30
CON-0128 - Inspection and Quality Assurance for Capital Projects	$580,200	$599,200	$620,200	$641,900	$664,400	$687,700	$711,800	$736,700	$762,500	$789,200	$6,793,80
CON-0129 - In-House Engineering Costs for Capital Projects	$645,500	$686,000	$710,000	$734,900	$760,600	$787,200	$814,800	$843,300	$872,800	$903,300	$7,758,40
CON-0130 - External Engineering Costs	$298,000	$304,000	$310,000	$316,200	$322,500	$329,000	$335,600	$342,300	$349,100	$356,100	$3,262,80
CON-0131 - Land	$104,000	$106,100	$108,100	$110,300	$112,500	$114,800	$117,100	$119,400	$121,800	$124,200	$1,138,30

	2026	2027	2028	2029	2030	2031	2032	2033	2034	2035	10 Year Tot
Acquisitions											
CON-0138 - Grey Road 40 Culvert Lining: (978, 979, 980, 981, 1002)	$94,000	$0	$0	$0	$0	$0	$0	$0	$0	$0	$94,00
CON-0139 - Grey Road 1 Slope Stabilization (1015-1016)	$0	$728,300	$0	$0	$0	$0	$0	$0	$0	$0	$728,30
CON-0141 - Grey Road 14 Pulverize and Pave: Southgate SRD 11 to Cedarville west limits (14006-14009)	$2,391,300	$0	$0	$0	$0	$0	$0	$0	$0	$0	$2,391,30
CON-0142 - Grey Road 17 Microsurface: Highway 6 to Centre Road (17015-17021)	$0	$0	$1,151,000	$0	$0	$0	$0	$0	$0	$0	$1,151,00
CON-0144 - Grey Road 11 Microsurface: Highway 26 to 4431m south (11006, 11009,11012)	$0	$0	$489,200	$0	$0	$0	$0	$0	$0	$0	$489,20
CON-0145 - Grey Road 15 Pulverize & Pave Rehabilitation: 359393 Grey Road 15 to Tom Thompson Lane (15054-15057)	$0	$0	$0	$777,400	$0	$0	$0	$0	$0	$0	$777,40
CON-0146 - Grey Road 2 and Grey Road 40 Roundabout	$0	$0	$0	$3,101,500	$0	$0	$0	$0	$0	$0	$3,101,50
CON-0147 - Grey Road 3: Pulverize and Pave: Grey Road 9 to Grey Road 3 (3010)	$0	$0	$0	$0	$87,800	$0	$0	$0	$0	$0	$87,80
CON-0148 - Structure 013-068 Grey Road 13 Clarksburg	$0	$0	$0	$1,190,700	$0	$0	$0	$0	$0	$0	$1,190,70
CON-0149 - Grey Road 3 Overlay: Wellington Road 2 to Grey Road 9 (3006-3009)	$0	$0	$3,548,900	$0	$0	$0	$0	$0	$0	$0	$3,548,90
CON-0150 - Grey Road 5 Pulverize & Pave: 0.4 km West of Concession 11 to 0.6 km West of Grey Road 3 (5004)	$0	$0	$0	$0	$1,495,600	$0	$0	$0	$0	$0	$1,495,60
CON-0151 - Grey Road 15 Pulverize & Pave Rehabilitation: North Limit of OS - 359393 Grey Road 15 (15042-15051)	$0	$0	$0	$3,149,400	$0	$0	$0	$0	$0	$0	$3,149,40

	2026	2027	2028	2029	2030	2031	2032	2033	2034	2035	10 Year Tot
CON-0152 - Grey Road 18 Cream: Grey Road 5 to Highway 6/10 (18009-18010)	$0	$0	$0	$0	$2,937,200	$0	$0	$0	$0	$0	$2,937,20
CON-0153 - Grey Road 2 Pulverize and Pave: Dufferin County Line to Grey Road 4 (2003-2009)	$0	$0	$0	$0	$0	$0	$0	$6,125,600	$0	$0	$6,125,60
CON-0154 - Grey Road 4 Reconstruction: West Limit of Ceylon to East Limit of Ceylon (4072)	$0	$0	$0	$0	$0	$0	$0	$435,000	$0	$0	$435,00
CON-0156 - Grey Road 15 Pulverize and Pave: 4.1 km North of Highway 26 to Highway 26 (15070-15073)	$0	$0	$0	$0	$0	$0	$0	$0	$2,600,200	$0	$2,600,20
CON-0157 - Grey Road 17 Pulverize and Pave Rehabilitation: Grey Road 17A - Grey Road 170 (17005-17008)	$0	$0	$0	$0	$0	$0	$2,873,900	$0	$0	$0	$2,873,90
CON-0161 - Grey Road 1 Pulverize and Pave: Scott Street to 503313 Grey Road 1 (1009-1021)	$0	$0	$0	$0	$0	$0	$0	$0	$0	$6,091,100	$6,091,10
CON-0163 - Grey Road 4 Pulverize and Pave: East Limit Ceylon to .6 km East of West Limit Flesherton (4075-4078)	$0	$0	$1,068,300	$0	$0	$0	$0	$0	$0	$0	$1,068,30
CON-0164 - Grey Road 5 Pulverize & Pave: 0.4 km East of Concession 7 to Grey Road 18 (5012 - 5014)	$0	$0	$0	$0	$0	$0	$1,400,700	$0	$0	$0	$1,400,70
CON-0166 - Grey Road 15 Reconstruction: Tom Thompson Lane to 303049 Grey Road 15 (Part of 15060)	$0	$0	$861,800	$0	$0	$0	$0	$0	$0	$0	$861,80
CON-0167 - Grey Road 16 and Concession 5 Derby / 6: Roundabout	$0	$0	$0	$0	$0	$0	$0	$0	$0	$3,492,700	$3,492,70
CON-0168 - Grey Road 17 Pulverize and Pave Rehabilitation: Grey Road 17B - Grey Road 17A (17002-17004)	$0	$0	$0	$0	$0	$0	$0	$3,015,900	$0	$0	$3,015,90
CON-0169 - Grey Road 19 and Grey Road 21	$1,657,500	$0	$0	$0	$0	$0	$0	$0	$0	$0	$1,657,50

	2026	2027	2028	2029	2030	2031	2032	2033	2034	2035	10 Year Tot
Intersection Upgrades (Utility Relocations)											
CON-0170 - Grey Road 19 and Grey Road 21 Intersection Upgrades (Booster Pumping Station)	$4,538,900	$0	$0	$0	$0	$0	$0	$0	$0	$0	$4,538,90
CON-0171 - Grey Road 23 Overlay: Grey Road 9 to Grey Road 4 (23003-23009)	$0	$0	$0	$0	$0	$0	$0	$0	$2,808,400	$0	$2,808,40
CON-0173 - Concession 12 Land Acquisition: Grey Road 10 To Grey Road 3	$0	$711,600	$0	$0	$0	$0	$0	$0	$0	$0	$711,60
CON-0174 - Concession 12 Roadside Tree Clearing: Grey Road 10 To Grey Road 3	$0	$0	$583,700	$0	$0	$0	$0	$0	$0	$0	$583,70
CON-0175 - Concession 12 Utility Relocations (Hydro, Gas, Bell): Grey Road 10 To Grey Road 3	$0	$0	$1,697,900	$0	$0	$0	$0	$0	$0	$0	$1,697,90
CON-0176 - Concession 12 Full Reconstruction to County Standard: Grey Road 10 To Grey Road 3	$0	$0	$0	$0	$0	$9,465,100	$0	$0	$0	$0	$9,465,10
CON-0177 - Concession 12 40mm Overlay: Grey Road 3 to Sideroad 25	$0	$651,100	$0	$0	$0	$0	$0	$0	$0	$0	$651,10
CON-0178 - Concession 12 Land Acquisition: Grey Road 3 to Sideroad 25	$0	$0	$0	$0	$139,500	$0	$0	$0	$0	$0	$139,50
CON-0182 - Concession 12 40mm Overlay: Sideroad 25 to Highway 6	$0	$1,052,200	$0	$0	$0	$0	$0	$0	$0	$0	$1,052,20
CON-0183 - Concession 12 Land Acquisition: Sideroad 25 to Highway 6	$0	$697,100	$0	$0	$0	$0	$0	$0	$0	$0	$697,10
CON-0184 - Concession 12 Three Structure Replacements: Sideroad 25 to Highway 6	$0	$5,202,000	$0	$0	$0	$0	$0	$0	$0	$0	$5,202,00
CON-0185 - Concession 12 Roadside Tree Clearing: Sideroad 25 to Highway 6	$0	$0	$0	$174,100	$0	$0	$0	$0	$0	$0	$174,10
CON-0186 - Concession 12 Utility Relocation (Hydro, Gas, Bell): Sideroad 25 to Highway 6	$0	$0	$0	$0	$1,766,500	$0	$0	$0	$0	$0	$1,766,50

	2026	2027	2028	2029	2030	2031	2032	2033	2034	2035	10 Year Tot
CON-0188 - Concession 11 50mm Overlay: Grey Road 14 to Highway 89	$0	$919,700	$0	$0	$0	$0	$0	$0	$0	$0	$919,70
CON-0190 - Bentinck-Sullivan TL Land Acquisition: Grey Road 10 to Grey Road 3	$0	$566,300	$0	$0	$0	$0	$0	$0	$0	$0	$566,30
CON-0191 - Bentinck-Sullivan TL Roadside Tree Cutting: Grey Road 10 to Grey Road 3	$0	$135,900	$0	$0	$0	$0	$0	$0	$0	$0	$135,90
CON-0192 - Bentinck-Sullivan TL Full Reconstruction to County Standard: Grey Road 10 to Grey Road 3	$0	$0	$0	$7,982,700	$0	$0	$0	$0	$0	$0	$7,982,70
CON-0193 - Bentinck-Sullivan TL Utility Relocation (Hydro, Gas, Bell): Grey Road 10 to Grey Road 3	$0	$26,000	$0	$0	$0	$0	$0	$0	$0	$0	$26,00
CON-0194 - Concession 5/6 Line Painting and Localized Minor Rehab: Grey Road 18 to Grey Road 40	$0	$41,600	$0	$0	$0	$0	$0	$0	$0	$0	$41,60
CON-0195 - Concession 5/6 50mm Overlay - Concession 6: Grey Road 16 to Grey Road 40	$0	$0	$1,501,900	$0	$0	$0	$0	$0	$0	$0	$1,501,90
CON-0196 - Concession 5/6 - Concession 5 Asphalt Patching and Overlay: Grey Road 18 to Grey Road 16	$0	$0	$0	$0	$0	$1,593,800	$0	$0	$0	$0	$1,593,80
CON-0198 - Grey Road 4 Pulverize and Pave: East of Flesherton to West of Maxwell (4093, 4096, 4098, 4099)	$0	$0	$0	$0	$0	$0	$0	$0	$0	$7,974,600	$7,974,60
CON-0199 - Grey Road 4 Pulverize and Pave: West of Maxwell to 2.5km east of Grey Road 2 (4101, 4102)	$0	$0	$0	$0	$0	$0	$0	$1,764,300	$0	$0	$1,764,30
CON-0200 - Road Exchange Transfer Payments	$1,240,900	$2,109,500	$2,426,600	$2,619,800	$2,821,100	$3,030,600	$3,095,400	$3,147,600	$3,186,200	$3,210,100	$26,887,80
CON-0201 - Grey Road 124 Ciream: Dufferin Boundary to	$0	$0	$0	$0	$0	$0	$0	$6,708,100	$0	$0	$6,708,10

	2026	2027	2028	2029	2030	2031	2032	2033	2034	2035	10 Year Tot
Singhampton (124003-124015)											
CON-0202 - Grey Road 12 Rural Reconstruction: 503571 Grey Road 12 East 735 m	$1,009,400	$0	$0	$0	$0	$0	$0	$0	$0	$0	$1,009,40
Grand Total	**$35,444,200**	**$46,146,700**	**$40,206,500**	**$37,469,800**	**$41,286,100**	**$45,618,300**	**$40,722,800**	**$51,930,200**	**$54,392,300**	**$60,221,500**	**$453,438,40**

CON-0006 - Grey Road 19 and Grey Road 21 Intersection Upgrades

Project Status: Rebudgeted

Project Type: Transportation - Major Road and Bridge Construction

Region: Blue Mountains

Asset Category: Roads

Description

Construction of the roundabout at the intersection of Grey Road 19 and 21. This is a partner project with Simcoe County and the Town of The Blue Mountains. The work includes significant utility relocations along with the relocation of the Town water booster station. The project will act as a gateway between both Counties/Towns. The utility relocations and relocation of the TBM Water Booster Station were previously scheduled for 2023 but have been deferred due to the ongoing design relating to the Booster Station and how it relates to TBM's ongoing master servicing plan for water service within the Town.

Justification

Improve operational efficiency, reduce delay, and increase safety of the intersection. Partner project with Simcoe County. Intersection is continuing to see increasing delay and reduced efficiencies due to increased traffic as a result of the continuing development in the Blue Mountain area. Utility relocations required in advance of the Grey Road 19/21 roundabout construction. Intersection requires a large amount of relocation work to avoid conflicts with the proposed design. Includes Hydro One, EPCOR, Enbridge, Bell, and Rogers.

10 Year Capital Forecast

	2026	2027	2028	2029	2030	2031	2032	2033	2034	2035	10 Year Total
49400 - Transfer From Reserve	$0	($288,000)	$0	$0	$0	$0	$0	$0	$0	$0	($288,000)
49415 - From Reserve - Dev. Charges	$0	($2,162,900)	$0	$0	$0	$0	$0	$0	$0	$0	($2,162,900)
49425 - From Reserve - Gas Tax	$0	($433,000)	$0	$0	$0	$0	$0	$0	$0	$0	($433,000)
53001 - Other Municipalities	$0	($2,883,900)	$0	$0	$0	$0	$0	$0	$0	$0	($2,883,900)
64902 - Road Mtce & Construction	$0	$5,767,800	$0	$0	$0	$0	$0	$0	$0	$0	$5,767,800
Grand Total	**$0**	**$0**	**$0**	**$0**	**$0**	**$0**	**$0**	**$0**	**$0**	**$0**	**$0**

10 Year Operating Impacts - None

CON-0012 - Grey Road 30 Pulverize and Pave Rehabilitation: Lower Valley Road to Grey Road 13 (30006-30007)

Project Status: Rolled Forward

Project Type: Transportation - Major Road and Bridge Construction

Region: Grey Highlands

Asset Category: Roads

Description

Surface and base course asphalt approaching the end of its useful service life and will be replaced.

Justification

This section of Grey Road 30 is a north/south County Road between Lower Valley Road and Grey Road 13 in the Municipality of Grey Highlands. The County's Road needs study has concluded that this road requires both lifts of asphalt to be replaced, and base material and drainage improvements are required over a significant portion of the overall length. The Development Charges By-Law identified this section of Grey Road 30 under Category 3, which specifies platform widening. The Cycling and Trails Masterplan proposes this section of Grey Road 30 to be a signed route. Consequences of not completing this work are increase maintenance costs, a risk to road users safety, and increased risk to the County.

10 Year Capital Forecast

	2026	2027	2028	2029	2030	2031	2032	2033	2034	2035	10 Year Total
49400 - Transfer From Reserve	($943,600)	$0	$0	$0	$0	$0	$0	$0	$0	$0	($943,600)
49415 - From Reserve - Dev. Charges	($761,100)	$0	$0	$0	$0	$0	$0	$0	$0	$0	($761,100)
64902 - Road Mtce & Construction	$1,723,600	$0	$0	$0	$0	$0	$0	$0	$0	$0	$1,723,600
Grand Total	**$18,900**	**$0**	**$0**	**$0**	**$0**	**$0**	**$0**	**$0**	**$0**	**$0**	**$18,900**

10 Year Operating Impacts - None

CON-0015 - Transfer to Reserve - Structures/Culvert Rehabilitation Reserve

Project Status: Recurring

Project Type: Transportation - Major Road and Bridge Construction

Region: Grey County

Asset Category: Non Tangible Capital Asset

Description

The Grey County Asset Management Plan and the results from the County's bi-annual OSIM Inspection program has identified a significant wave of capital structure replacements that are expected within the coming decades. The County has typically targeted the replacement of a single structure per year however, due to a large number of the County's bridges and culverts being built in the 1950's to the 1970's, it is expected that the County will need to begin replacing 3-5 structures per year in order to ensure all structures remain open. This reserve fund allows for the gradual buildup of annual funding that is allocated toward structure replacements. All future capital structure projects will be funded directly from this reserve

Justification

If the County does not begin securing future funding for bridge and culvert replacements, the County will risk being placed in very difficult situations regarding future bridge and culvert closures due to lack of funding available to pay for all structure replacements.

10 Year Capital Forecast

	2026	2027	2028	2029	2030	2031	2032	2033	2034	2035	10 Year Total
69106 - Transfer to Reserve Asset Mgmt	$3,000,000	$3,250,000	$3,500,000	$3,750,000	$4,000,000	$4,250,000	$4,500,000	$4,750,000	$5,000,000	$5,000,000	$41,000,000
Grand Total	**$3,000,000**	**$3,250,000**	**$3,500,000**	**$3,750,000**	**$4,000,000**	**$4,250,000**	**$4,500,000**	**$4,750,000**	**$5,000,000**	**$5,000,000**	**$41,000,000**

10 Year Operating Impacts - None

CON-0016 - Structure 900-363 Euphrasia-St. Vincent Townline

Project Status: Rebudgeted

Project Type: Transportation - Major Road and Bridge Construction

Region: Blue Mountains

Asset Category: Bridges

Description

This structure is beyond its useful life and is in need of replacement.

Justification

Structure 900-363 is found on Euphrasia-St.Vincent Townline approximately 0.65km west of the Town of Blue Mountains-Meaford Townline in the Municipality of Grey Highlands. This project is currently in the design stages and staff are looking at several potential options to replace this structure in an effort to minimize construction costs due to the limited use of this structure.
Based on the County's OSIM (Ontario Structure Inspection Manual) biennial report, and the maintenance needs and costs, Structure 900-363 will be replaced. Consequences of not completing this work are increase maintenance costs, a risk to road users safety, and increased risk to the County.

10 Year Capital Forecast

	2026	2027	2028	2029	2030	2031	2032	2033	2034	2035	10 Year Total
49400 - Transfer From Reserve	($1,377,500)	$0	$0	$0	$0	$0	$0	$0	$0	$0	($1,377,500)
64902 - Road Mtce & Construction	$1,377,500	$0	$0	$0	$0	$0	$0	$0	$0	$0	$1,377,500
Grand Total	**$0**	**$0**	**$0**	**$0**	**$0**	**$0**	**$0**	**$0**	**$0**	**$0**	**$0**

10 Year Operating Impacts - None

CON-0024 - Grey Road 19 Urban 4 Laning: Grey Road 21 to Grey Road 119 (19030)

Project Status: Recurring

Project Type: Transportation - Major Road and Bridge Construction

Region: Blue Mountains

Asset Category: Roads

Description

The project will be taking the current cross section of a single lane in each direction to 2 lanes in each direction. This is to be done to increase traffic capacity and efficiency. The road section between Crosswinds Boulevard and Grey Road 21 is to be constructed in 2026 in conjunction with the Crosswinds and Grey Road 19/21 Roundabout Projects. The road section west of Crosswinds to Grey Road 119 is planned for construction in 2028. Culvert included (TS019-006)

Justification

Upgrade section to 4 lanes to accommodate increased traffic volume and development. The Environmental Assessment has been completed and a preliminary cross section has been determined for future design. Utility Relocations are ongoing in advance of the project.

10 Year Capital Forecast

	2026	2027	2028	2029	2030	2031	2032	2033	2034	2035	10 Year Total
49415 - From Reserve - Dev. Charges	$0	($1,610,800)	($2,237,700)	$0	$0	$0	$0	$0	$0	$0	($3,848,500)
64902 - Road Mtce & Construction	$0	$2,082,200	$2,853,800	$0	$0	$0	$0	$0	$0	$0	$4,936,000
Grand Total	**$0**	**$471,400**	**$616,100**	**$0**	**$0**	**$0**	**$0**	**$0**	**$0**	**$0**	**$1,087,500**

10 Year Operating Impacts - None

CON-0025 - Grey Road 19 and Crosswinds Boulevard Intersection Upgrades (Utility Relocations)

Project Status: Rolled Forward

Project Type: Transportation - Major Road and Bridge Construction

Region: Blue Mountains

Asset Category: Roads

Description

Construction of the roundabout at the intersection of Grey Road 19 and Crosswinds Boulevard. This is a project being built as part of requirements for an approved plan of subdivision for the Windfall development being built by Georgian Communities.

Justification

Improve operational efficiency, reduce delay, and increase safety of the intersection. Intersection is continuing to see increasing delay and reduced efficiencies due to increased traffic as a result of the continuing development in the Blue Mountain area. Utility relocations required in advance of the roundabout construction. Intersection requires a large amount of relocation work to avoid conflicts with the proposed design. Includes Hydro One, EPCOR, Enbridge, Bell, and Rogers.

10 Year Capital Forecast

	2026	2027	2028	2029	2030	2031	2032	2033	2034	2035	10 Year Total
54070 - Miscellaneous	$0	($2,211,200)	$0	$0	$0	$0	$0	$0	$0	$0	($2,211,200)
64902 - Road Mtce & Construction	$0	$2,456,800	$0	$0	$0	$0	$0	$0	$0	$0	$2,456,800
Grand Total	**$0**	**$245,600**	**$0**	**$0**	**$0**	**$0**	**$0**	**$0**	**$0**	**$0**	**$245,600**

10 Year Operating Impacts - None

CON-0028 - Structure 900-164 Glenelg Road 23

Project Status: Rebudgeted

Project Type: Transportation - Major Road and Bridge Construction

Region: West Grey

Asset Category: Bridges

Description

This structure is beyond its useful life and is in need of replacement.

Justification

Structure 900-164 is found on Glenelg Road 23 approximately 0.74km south of Grey Road 12 in the Township of West Grey.
Based on the County's OSIM (Ontario Structure Inspection Manual) biennial report, and the maintenance needs and costs, Structure 900-164 will be replaced. Consequences of not completing this work are increase maintenance costs, a risk to road users safety, and increased risk to the County.

10 Year Capital Forecast

	2026	2027	2028	2029	2030	2031	2032	2033	2034	2035	10 Year Total
49400 - Transfer From Reserve	$0	($1,806,500)	$0	$0	$0	$0	$0	$0	$0	$0	($1,806,500)
64902 - Road Mtce & Construction	$0	$1,806,500	$0	$0	$0	$0	$0	$0	$0	$0	$1,806,500
Grand Total	**$0**	**$0**	**$0**	**$0**	**$0**	**$0**	**$0**	**$0**	**$0**	**$0**	**$0**

10 Year Operating Impacts - None

CON-0029 - Transfer to Reserve - Asset Management Plan

Project Status: Recurring

Project Type: Transportation - Major Road and Bridge Construction

Region: Grey County

Asset Category: Non Tangible Capital Asset

Description

The purpose of this transfer is to reserve funds for County assets. It was determined in the Grey County 2023 Asset Management Plan that an annual tax increase of 2.55% over 15 years would be required to achieve full funding of County assets.

Justification

If County assets do not have sufficient funding they will have a higher risk of failure and will be unable to offer the level of service required by constituents.

10 Year Capital Forecast

	2026	2027	2028	2029	2030	2031	2032	2033	2034	2035	10 Year Total
69106 - Transfer to Reserve Asset Mgmt	$1,401,700	$2,589,200	$3,813,300	$5,075,000	$6,375,300	$7,715,100	$9,095,400	$10,517,300	$11,981,800	$13,740,000	$72,304,100
Grand Total	**$1,401,700**	**$2,589,200**	**$3,813,300**	**$5,075,000**	**$6,375,300**	**$7,715,100**	**$9,095,400**	**$10,517,300**	**$11,981,800**	**$13,740,000**	**$72,304,100**

10 Year Operating Impacts - None

CON-0031 - Grey Road 2 Pulverize and Pave: 24th SR to Grey Road 40 (2051)

Project Status: Rolled Forward

Project Type: Transportation - Major Road and Bridge Construction

Region: Blue Mountains

Asset Category: Roads

Description

Road section platform widening to address road deficiencies, improve level of service, and replace asphalt approaching its end of life.

Justification

Grey Road 2 is a north south County Road between 24th Sideroad and Grey Road 40 in the Town of Blue Mountains.
The County's Road needs study has concluded that this road requires both lifts of asphalt to be replaced, and base material and drainage improvements are required over a significant portion of the overall length. The Cycling and Trails Masterplan identifies this road as requiring paved shoulders. Consequences of not completing this work are increase maintenance costs, a risk to road users safety, and increased risk to the County.

10 Year Capital Forecast

	2026	2027	2028	2029	2030	2031	2032	2033	2034	2035	10 Year Total
49400 - Transfer From Reserve	$0	$0	$0	($1,060,400)	$0	$0	$0	$0	$0	$0	($1,060,400)
64902 - Road Mtce & Construction	$0	$0	$0	$1,060,400	$0	$0	$0	$0	$0	$0	$1,060,400
Grand Total	**$0**	**$0**	**$0**	**$0**	**$0**	**$0**	**$0**	**$0**	**$0**	**$0**	**$0**

10 Year Operating Impacts - None

CON-0032 - Grey Road 2 Pulverize and Pave: Grey Road 40 to Hwy. 26 (2054)

Project Status: Rolled Forward

Project Type: Transportation - Major Road and Bridge Construction

Region: Blue Mountains

Asset Category: Roads

Description

Road section platform widening to address road deficiencies, improve level of service, and replace asphalt approaching its end of life.

Justification

Grey Road 2 is a north south County Road between 24th Sideroad and Grey Road 40 in the Town of Blue Mountains.
The County's Road needs study has concluded that this road requires both lifts of asphalt to be replaced, and base material and drainage improvements are required over a significant portion of the overall length. The Cycling and Trails Masterplan identifies this road as requiring paved shoulders. Consequences of not completing this work are increase maintenance costs, a risk to road users safety, and increased risk to the County.

10 Year Capital Forecast

	2026	2027	2028	2029	2030	2031	2032	2033	2034	2035	10 Year Total
49400 - Transfer From Reserve	$0	$0	$0	($1,123,600)	$0	$0	$0	$0	$0	$0	($1,123,600)
64902 - Road Mtce & Construction	$0	$0	$0	$1,123,600	$0	$0	$0	$0	$0	$0	$1,123,600
Grand Total	**$0**	**$0**	**$0**	**$0**	**$0**	**$0**	**$0**	**$0**	**$0**	**$0**	**$0**

10 Year Operating Impacts - None

CON-0034 - Grey Road 9 Urban Rehab: Ida Street to Proton Street Dundalk (9048, 9051)

Project Status: Rolled Forward

Project Type: Transportation - Major Road and Bridge Construction

Region: Southgate

Asset Category: Roads

Description

The removal and replacement of all or, most of the road and infrastructure found below the road. In this case the reconstruction includes the road, and storm infrastructure.

Justification

This section of Grey Road 9 is an east/west County Road on the westerly limit of Dundalk in the Township of Southgate.
The County's Road needs study has concluded that this road requires both lifts of asphalt to be replaced, and base material and drainage improvements are required over a significant portion of the overall length. The Cycling and Trails Masterplan proposes paved shoulders.
Consequences of not completing this work are increase maintenance costs, a risk to road users safety, and increased risk to the County. Project to be led by the Township of Southgate.

10 Year Capital Forecast

	2026	2027	2028	2029	2030	2031	2032	2033	2034	2035	10 Year Total
51100 - Provincial Conditional Grant	($2,866,300)	$0	$0	$0	$0	$0	$0	$0	$0	$0	($2,866,300)
64902 - Road Mtce & Construction	$3,654,600	$0	$0	$0	$0	$0	$0	$0	$0	$0	$3,654,600
Grand Total	**$788,300**	**$0**	**$0**	**$0**	**$0**	**$0**	**$0**	**$0**	**$0**	**$0**	**$788,300**

10 Year Operating Impacts - None

CON-0035 - Grey Road 12 Reconstruction: Ford's Drive to Wellington Avenue (12012-12015)

Project Status: Rolled Forward

Project Type: Transportation - Major Road and Bridge Construction

Region: Grey Highlands

Asset Category: Roads

Description

The removal and replacement of all or, most of the road and infrastructure found below the road. In this case the reconstruction includes the road, storm infrastructure, and the potential for watermain/sanitary based on further consultation with the Municipality of Grey Highlands.

Justification

This section of Grey Road 12 is an east/west County Road on the westerly limit of Markdale in the Municipality of Grey Highlands.
The County's Road needs study has concluded that this road requires both lifts of asphalt to be replaced, and base material and drainage improvements are required over a significant portion of the overall length. The Cycling and Trails Masterplan proposes paved shoulders.
Consequences of not completing this work are increase maintenance costs, a risk to road users safety, and increased risk to the County.

10 Year Capital Forecast

	2026	2027	2028	2029	2030	2031	2032	2033	2034	2035	10 Year Total
51100 - Provincial Conditional Grant	($1,129,900)	$0	$0	$0	$0	$0	$0	$0	$0	$0	($1,129,900)
64902 - Road Mtce & Construction	$1,810,500	$0	$0	$0	$0	$0	$0	$0	$0	$0	$1,810,500
Grand Total	**$680,600**	**$0**	**$0**	**$0**	**$0**	**$0**	**$0**	**$0**	**$0**	**$0**	**$680,600**

10 Year Operating Impacts - None

CON-0036 - Grey Road 17B Urbanization: Somers St. to Highway 21 (17B009-17B012)

Project Status: Rolled Forward

Project Type: Transportation - Major Road and Bridge Construction

Region: Grey Highlands

Asset Category: Roads

Description

The removal and replacement of all or, most of the road and infrastructure found below the road. In this case the reconstruction includes the road and storm infrastructure, and pedestrian facilities. Includes culvert replacements (TS17B-004)

Justification

This portion of Grey Road 17B is a north south County Road between Somers Street and Highway 21 in the Township of Georgian Bluffs.
The County's Road needs study has concluded that this road requires both lifts of asphalt to be replaced, and base material and drainage improvements are required over a significant portion of the overall length. These road sections are also identified to be urbanized, complete with new storm sewer and concrete curb and gutter. The Cycling and Trails Masterplan identifies this road as having paved shoulders. Options are being investigated to look at the potential of including an off-road trail to facilitate pedestrian and cyclist activity. Consequences of not completing this work are increase maintenance costs, a risk to road users safety, and increased risk to the County.

10 Year Capital Forecast

	2026	2027	2028	2029	2030	2031	2032	2033	2034	2035	10 Year Total
49415 - From Reserve - Dev. Charges	$0	($2,289,500)	$0	$0	$0	$0	$0	$0	$0	$0	($2,289,500)
49425 - From Reserve - Gas Tax	$0	($751,800)	$0	$0	$0	$0	$0	$0	$0	$0	($751,800)
64902 - Road Mtce & Construction	$0	$3,369,500	$0	$0	$0	$0	$0	$0	$0	$0	$3,369,500
Grand Total	**$0**	**$328,200**	**$0**	**$0**	**$0**	**$0**	**$0**	**$0**	**$0**	**$0**	**$328,200**

10 Year Operating Impacts - None

CON-0037 - Grey Road 18 Cream: Grey Road 5 to Grey Road 11 (18012-18014)

Project Status: Recurring

Project Type: Transportation - Major Road and Bridge Construction

Region: Georgian Bluffs

Asset Category: Roads

Description

Cold In-place Recycled Expanded Asphalt Mix: Full depth pulverizing of all existing asphalt where both the old asphalt and a portion of the granular base is mixed with expanded asphalt to produce a new asphalt platform.

Justification

Grey Road 18 is an east west County Road between Highway 6/10 and Grey Road 11 the Municipality of Meaford. The County's Road needs study has concluded that this road requires both lifts of asphalt to be replaced. Due to the existing platform width drainage improvements will not be required over a significant portion of the overall length. The Cycling and Trails Masterplan identifies this road as accommodating paved shoulders. Consequences of not completing this work are increase maintenance costs, a risk to road users safety, and increased risk to the County.

10 Year Capital Forecast

	2026	2027	2028	2029	2030	2031	2032	2033	2034	2035	10 Year Total
49425 - From Reserve - Gas Tax	$0	($1,181,200)	$0	$0	$0	$0	$0	$0	$0	$0	($1,181,200)
51100 - Provincial Conditional Grant	$0	($1,421,700)	$0	$0	$0	$0	$0	$0	$0	$0	($1,421,700)
64902 - Road Mtce & Construction	$0	$3,009,700	$0	$0	$0	$0	$0	$0	$0	$0	$3,009,700
Grand Total	**$0**	**$406,800**	**$0**	**$0**	**$0**	**$0**	**$0**	**$0**	**$0**	**$0**	**$406,800**

10 Year Operating Impacts - None

CON-0038 - Structure 040-086 Grey Road 40

Project Status: Rolled Forward

Project Type: Transportation - Major Road and Bridge Construction

Region: Chatsworth

Asset Category: Bridges

Description

This structure is beyond its useful life and is in need of replacement.

Justification

Structure 040-086 is found on Grey Road 40 approximately 620m west of Perdue Road in the Township of Chatsworth.
The County's OSIM (Ontario Structure Inspection Manual) biennial recommend the replacement of Structure 040-086. The existing platform width is narrow and should be built to accommodate the existing asphalt platform of Grey Road 40. The Cycling and Trails Masterplan proposes this section of Grey Road 40 to have paved shoulders. Consequences of not completing this work are increase maintenance costs, a risk to road users safety, and increased risk to the County.

10 Year Capital Forecast

	2026	2027	2028	2029	2030	2031	2032	2033	2034	2035	10 Year Total
49425 - From Reserve - Gas Tax	($1,020,600)	$0	$0	$0	$0	$0	$0	$0	$0	$0	($1,020,600)
64902 - Road Mtce & Construction	$1,020,600	$0	$0	$0	$0	$0	$0	$0	$0	$0	$1,020,600
Grand Total	**$0**	**$0**	**$0**	**$0**	**$0**	**$0**	**$0**	**$0**	**$0**	**$0**	**$0**

10 Year Operating Impacts - None

CON-0040 - Bridge 900-114; Chatsworth

Project Status: Rolled Forward

Project Type: Transportation - Major Road and Bridge Construction

Region: Chatsworth

Asset Category: Bridges

Description

This structure is beyond its useful life and is in need of replacement.

Justification

Structure 900-114 is found on Chatsworth Road 24 approximately 100m south of Concession 2 N in the Township of Chatsworth.
Based on the County's OSIM (Ontario Structure Inspection Manual) biennial report, and the maintenance needs and costs, Structure 900-114 will be replaced. Consequences of not completing this work are increase maintenance costs, a risk to road users safety, and increased risk to the County.

10 Year Capital Forecast

	2026	2027	2028	2029	2030	2031	2032	2033	2034	2035	10 Year Total
49400 - Transfer From Reserve	($1,659,100)	$0	$0	$0	$0	$0	$0	$0	$0	$0	($1,659,100)
64902 - Road Mtce & Construction	$1,659,100	$0	$0	$0	$0	$0	$0	$0	$0	$0	$1,659,100
Grand Total	**$0**	**$0**	**$0**	**$0**	**$0**	**$0**	**$0**	**$0**	**$0**	**$0**	**$0**

10 Year Operating Impacts - None

CON-0045 - Grey Road 10 Ciream: Highway 21 to Hepworth (10090, 10093, 10095, 10096)

Project Status: Rolled Forward

Project Type: Transportation - Major Road and Bridge Construction

Region: Georgian Bluffs

Asset Category: Roads

Description

Cold In-place Recycled Expanded Asphalt Mix: Full depth pulverizing of all existing asphalt where both the old asphalt and a portion of the granular base is mixed with expanded asphalt to produce a new asphalt platform.

Justification

Bruce Road 10 is a north/south County Road between Highway 21 and Highway 6 forming the boundary of the Township of Georgian Bluffs in Grey County and the Town of South Bruce Peninsula in Bruce County.
The County's Road needs study has concluded that this road requires both lifts of asphalt to be replaced, and base materials are to be improved over the entire length. The Cycling and Trails Masterplan does not include this road for cycling use, while the Development Charges By-Law identifies this road as requiring platform widening. Bruce County is a project partner. Consequences of not completing this work are increase maintenance costs, a risk to road users safety, and increased risk to the County.

10 Year Capital Forecast

	2026	2027	2028	2029	2030	2031	2032	2033	2034	2035	10 Year Total
49400 - Transfer From Reserve	$0	$0	$0	$0	$0	($2,930,900)	$0	$0	$0	$0	($2,930,900)
53001 - Other Municipalities	$0	$0	$0	$0	$0	($2,930,900)	$0	$0	$0	$0	($2,930,900)
64902 - Road Mtce & Construction	$0	$0	$0	$0	$0	$5,861,800	$0	$0	$0	$0	$5,861,800
Grand Total	**$0**	**$0**	**$0**	**$0**	**$0**	**$0**	**$0**	**$0**	**$0**	**$0**	**$0**

10 Year Operating Impacts - None

CON-0047 - Grey Road 14 Pulverize and Pave: 800 m south of Southgate Road 14 to Cedarville west limits

Project Status: Rolled Forward

Project Type: Transportation - Major Road and Bridge Construction

Region: Southgate

Asset Category: Roads

Description

Road section asphalt platform widening to address road deficiencies, improve level of service, and replace asphalt approaching its end of life.

Justification

The County's Road needs study has concluded that this road requires both lifts of asphalt to be replaced, and base material and drainage improvements are required over a significant portion of the overall length. Consequences of not completing this work are increased maintenance costs, a risk to road users safety, and increased risk to the County.

10 Year Capital Forecast

	2026	2027	2028	2029	2030	2031	2032	2033	2034	2035	10 Year Total
51100 - Provincial Conditional Grant	$0	$0	($3,836,900)	$0	$0	$0	$0	$0	$0	$0	($3,836,900)
64902 - Road Mtce & Construction	$0	$0	$4,399,400	$0	$0	$0	$0	$0	$0	$0	$4,399,400
Grand Total	**$0**	**$0**	**$562,500**	**$0**	**$0**	**$0**	**$0**	**$0**	**$0**	**$0**	**$562,500**

10 Year Operating Impacts - None

CON-0051 - Bridge 004-207; West Grey

Project Status: Rolled Forward

Project Type: Transportation - Major Road and Bridge Construction

Region: West Grey

Asset Category: Bridges

Description

This structure is beyond its useful life and is in need of replacement.

Justification

Structure 004-207 is found on Grey Road 4 approximately 0.14km west of Allan Park Road in the Municipality of West Grey.
Based on the County's OSIM (Ontario Structure Inspection Manual) biennial report, and the maintenance needs and costs, Structure 004-207 will be replaced. The existing platform width is narrow and should be built to accommodate the existing asphalt platform of Grey Road 4. The Cycling and Trails Masterplan proposes this section of Grey Road 4 to have paved shoulders. Consequences of not completing this work are increase maintenance costs, a risk to road users safety, and increased risk to the County.

10 Year Capital Forecast

	2026	2027	2028	2029	2030	2031	2032	2033	2034	2035	10 Year Total
49400 - Transfer From Reserve	$0	($2,397,100)	$0	$0	$0	$0	$0	$0	$0	$0	($2,397,100)
64902 - Road Mtce & Construction	$0	$2,397,100	$0	$0	$0	$0	$0	$0	$0	$0	$2,397,100
Grand Total	**$0**	**$0**	**$0**	**$0**	**$0**	**$0**	**$0**	**$0**	**$0**	**$0**	**$0**

10 Year Operating Impacts - None

CON-0053 - Grey Road 4 Cold-In-Place Rehabilitation: East Limit of Durham to Concession 2 (4054)

Project Status: Rolled Forward

Project Type: Transportation - Major Road and Bridge Construction

Region: West Grey

Asset Category: Roads

Description

Cold In-place Recycling: Full depth pulverizing of all existing asphalt where both the old asphalt and a portion of the granular base is mixed with cold emulsion or foamed asphalt cement to produce a new road base platform.

Justification

This section of Grey Road 4 is an east / west County Road staring at the east limit of Durham to Grey Road 23 in the Municipality of West Grey. The County's Road needs study has concluded that this road requires both lifts of asphalt to be replaced, and base material and drainage improvements are required over a significant portion of the overall length. CIR will replace the asphalt surface while new asphalt base and running lifts will be place afterward. The Cycling and Trails Masterplan proposes paved shoulders as well as Buffered Paved Shoulders. Consequences of not completing this work are increase maintenance costs, a risk to road users safety, and increased risk to the County.

10 Year Capital Forecast

	2026	2027	2028	2029	2030	2031	2032	2033	2034	2035	10 Year Total
49400 - Transfer From Reserve	$0	$0	$0	$0	$0	($974,200)	$0	$0	$0	$0	($974,200)
64902 - Road Mtce & Construction	$0	$0	$0	$0	$0	$974,200	$0	$0	$0	$0	$974,200
Grand Total	**$0**	**$0**	**$0**	**$0**	**$0**	**$0**	**$0**	**$0**	**$0**	**$0**	**$0**

10 Year Operating Impacts - None

CON-0054 - Grey Road 4 Cold-In-Place Rehabilitation: Concession 2 - Grey Road 23 (4057)

Project Status: Rolled Forward

Project Type: Transportation - Major Road and Bridge Construction

Region: West Grey

Asset Category: Roads

Description

Cold In-place Recycling: Full depth pulverizing of all existing asphalt where both the old asphalt and a portion of the granular base is mixed with cold emulsion or foamed asphalt cement to produce a new road base platform.

Justification

This section of Grey Road 4 is an east / west County Road staring at the east limit of Durham to Grey Road 23 in the Municipality of West Grey. The County's Road needs study has concluded that this road requires both lifts of asphalt to be replaced, and base material and drainage improvements are required over a significant portion of the overall length. CIR will replace the asphalt surface while new asphalt base and running lifts will be place afterward. The Cycling and Trails Masterplan proposes paved shoulders as well as Buffered Paved Shoulders. Consequences of not completing this work are increase maintenance costs, a risk to road users safety, and increased risk to the County.

10 Year Capital Forecast

	2026	2027	2028	2029	2030	2031	2032	2033	2034	2035	10 Year Total
49400 - Transfer From Reserve	$0	$0	$0	$0	$0	($2,396,100)	$0	$0	$0	$0	($2,396,100)
49425 - From Reserve - Gas Tax	$0	$0	$0	$0	$0	($1,248,200)	$0	$0	$0	$0	($1,248,200)
51100 - Provincial Conditional Grant	$0	$0	$0	$0	$0	($3,836,900)	$0	$0	$0	$0	($3,836,900)
64902 - Road Mtce & Construction	$0	$0	$0	$0	$0	$7,194,800	$0	$0	$0	$0	$7,194,800
Grand Total	**$0**	**$0**	**$0**	**$0**	**$0**	**($286,400)**	**$0**	**$0**	**$0**	**$0**	**($286,400)**

10 Year Operating Impacts - None

CON-0055 - Grey Road 5 Pulverize & Pave: Grey Road 18 to 1.4 km East of Grey Road 18 (5015)

Project Status: Rolled Forward

Project Type: Transportation - Major Road and Bridge Construction

Region: Georgian Bluffs

Asset Category: Roads

Description

Road section platform widening to address road deficiencies, improve level of service, and replace asphalt approaching its end of life.

Justification

This portion of Grey Road 5 is an east west County road East of Grey Road 18.
The County's Road needs study has concluded that this road requires both lifts of asphalt to be replaced, and base material and drainage improvements are required over a significant portion of the overall length. The Cycling and Trails Masterplan proposes this section to a signed route, while the Development Charges By-Law identifies this road as requiring platform widening. Consequences of not completing this work are increase maintenance costs, a risk to road users safety, and increased risk to the County.

10 Year Capital Forecast

	2026	2027	2028	2029	2030	2031	2032	2033	2034	2035	10 Year Total
49415 - From Reserve - Dev. Charges	$0	$0	($587,300)	$0	$0	$0	$0	$0	$0	$0	($587,300)
64902 - Road Mtce & Construction	$0	$0	$1,112,900	$0	$0	$0	$0	$0	$0	$0	$1,112,900
Grand Total	**$0**	**$0**	**$525,600**	**$0**	**$0**	**$0**	**$0**	**$0**	**$0**	**$0**	**$525,600**

10 Year Operating Impacts - None

CON-0056 - Grey Road 5 Pulverize & Pave: 1.4 km East of Grey Road 18 to 3.3 km East of Grey Road 18 (5018)

Project Status: Rolled Forward

Project Type: Transportation - Major Road and Bridge Construction

Region: Georgian Bluffs

Asset Category: Roads

Description

Road section platform widening to address road deficiencies, improve level of service, and replace asphalt approaching its end of life.

Justification

This portion of Grey Road 5 is an east west County road East of Grey Road 18.
The County's Road needs study has concluded that this road requires both lifts of asphalt to be replaced, and base material and drainage improvements are required over a significant portion of the overall length. The Cycling and Trails Masterplan proposes this section to a signed route, while the Development Charges By-Law identifies this road as requiring platform widening. Consequences of not completing this work are increase maintenance costs, a risk to road users safety, and increased risk to the County.

10 Year Capital Forecast

	2026	2027	2028	2029	2030	2031	2032	2033	2034	2035	10 Year Total
49415 - From Reserve - Dev. Charges	$0	$0	($1,639,500)	$0	$0	$0	$0	$0	$0	$0	($1,639,500)
64902 - Road Mtce & Construction	$0	$0	$2,365,700	$0	$0	$0	$0	$0	$0	$0	$2,365,700
Grand Total	**$0**	**$0**	**$726,200**	**$0**	**$0**	**$0**	**$0**	**$0**	**$0**	**$0**	**$726,200**

10 Year Operating Impacts - None

CON-0058 - Grey Road 12 Pulverize and Pave: 25 m East of Cambrai Road to Grey Road 30 (12029-12033)

Project Status: Rolled Forward

Project Type: Transportation - Major Road and Bridge Construction

Region: Grey Highlands

Asset Category: Roads

Description

Surface and base course asphalt approaching the end of its useful service life and will be replaced.

Justification

This portion of Grey Road 12 is an east west County Road between Cambrai Road and Grey Road 30 in the Municipality of Grey Highlands. The County's Road needs study has concluded that this road requires the existing asphalt platform is to be replaced, and base material and drainage improvements are required over a significant portion of the overall length. The Cycling and Trails Masterplan identifies this road as being a signed route and needing paved shoulders. Consequences of not completing this work are increase maintenance costs, a risk to road users safety, and increased risk to the County.

10 Year Capital Forecast

	2026	2027	2028	2029	2030	2031	2032	2033	2034	2035	10 Year Total
49400 - Transfer From Reserve	$0	$0	$0	$0	($716,900)	$0	$0	$0	$0	$0	($716,900)
49425 - From Reserve - Gas Tax	$0	$0	$0	$0	($690,800)	$0	$0	$0	$0	$0	($690,800)
64902 - Road Mtce & Construction	$0	$0	$0	$0	$1,407,700	$0	$0	$0	$0	$0	$1,407,700
Grand Total	**$0**	**$0**	**$0**	**$0**	**$0**	**$0**	**$0**	**$0**	**$0**	**$0**	**$0**

10 Year Operating Impacts - None

CON-0059 - Grey Road 12 Overlay: Grey Road 112 to 7th Line (12063)

Project Status: Rolled Forward

Project Type: Transportation - Major Road and Bridge Construction

Region: Meaford

Asset Category: Roads

Description

Placing an additional lift of asphalt to increase structure of the existing road and extend its useful service life.

Justification

This portion of Grey Road 12 is an east west County Road between Grey Road 112 and 7th Line in the Municipality of Meaford.
The County's Road needs study has concluded that this road requires an additional asphalt lift to extend the useful life of the asset. Consequences of not completing this work are increase maintenance costs, a risk to road users safety, and increased risk to the County.

10 Year Capital Forecast

	2026	2027	2028	2029	2030	2031	2032	2033	2034	2035	10 Year Total
49425 - From Reserve - Gas Tax	$0	$0	($523,000)	$0	$0	$0	$0	$0	$0	$0	($523,000)
64902 - Road Mtce & Construction	$0	$0	$652,800	$0	$0	$0	$0	$0	$0	$0	$652,800
Grand Total	**$0**	**$0**	**$129,800**	**$0**	**$0**	**$0**	**$0**	**$0**	**$0**	**$0**	**$129,800**

10 Year Operating Impacts - None

CON-0063 - Culvert 004-903; Grey Highlands

Project Status: Rolled Forward

Project Type: Transportation - Major Road and Bridge Construction

Region: Grey Highlands

Asset Category: Stormwater / Culverts

Description

Replace Culvert 004-903

Justification

Structure 004-903 is found on Grey Road 4 approximately 2.10km west of HWY 10 in the Municipality of Grey Highlands.
Based on the County's OSIM (Ontario Structure Inspection Manual) biennial report, and the maintenance needs and costs, Structure 004-903 will be replaced. The existing platform width is narrow and should be built to accommodate the existing asphalt platform of Grey Road 4. The Cycling and Trails Masterplan proposes this section of Grey Road 4 to have paved shoulders. Consequences of not completing this work are increase maintenance costs, a risk to road users safety, and increased risk to the County.

10 Year Capital Forecast

	2026	2027	2028	2029	2030	2031	2032	2033	2034	2035	10 Year Total
49400 - Transfer From Reserve	$0	$0	$0	$0	($3,055,800)	$0	$0	$0	$0	$0	($3,055,800)
64902 - Road Mtce & Construction	$0	$0	$0	$0	$3,055,800	$0	$0	$0	$0	$0	$3,055,800
Grand Total	**$0**	**$0**	**$0**	**$0**	**$0**	**$0**	**$0**	**$0**	**$0**	**$0**	**$0**

10 Year Operating Impacts - None

CON-0065 - Grey Road 4 CIREAM: Grey Road 2 (North Jct) to Grey Road 124 (4105-4108)

Project Status: Rolled Forward

Project Type: Transportation - Major Road and Bridge Construction

Region: Grey Highlands

Asset Category: Roads

Description

Cold In-place Recycled Expanded Asphalt Mix: Full depth pulverizing of all existing asphalt where both the old asphalt and a portion of the granular base is mixed with expanded asphalt to produce a new asphalt platform.

Justification

This part of Grey Road 4 is an east west County Road between east limit of Maxwell and Grey Road 124 in the Municipality of Grey Highlands. The County's Road needs study has concluded that this road requires both lifts of asphalt to be replaced. Due to the wide existing platform drainage improvements will be minimal. The Cycling and Trails Masterplan identifies this road as accommodating paved shoulders. Consequences of not completing this work are increase maintenance costs, a risk to road users safety, and increased risk to the County.

10 Year Capital Forecast

	2026	2027	2028	2029	2030	2031	2032	2033	2034	2035	10 Year Total
49400 - Transfer From Reserve	$0	$0	$0	$0	$0	$0	($2,297,500)	$0	$0	$0	($2,297,500)
51100 - Provincial Conditional Grant	$0	$0	$0	$0	$0	$0	($3,836,900)	$0	$0	$0	($3,836,900)
64902 - Road Mtce & Construction	$0	$0	$0	$0	$0	$0	$6,134,400	$0	$0	$0	$6,134,400
Grand Total	**$0**	**$0**	**$0**	**$0**	**$0**	**$0**	**$0**	**$0**	**$0**	**$0**	**$0**

10 Year Operating Impacts - None

CON-0069 - Grey Road 15 Pulverize & Pave Rehabilitation (15039)

Project Status: Rolled Forward

Project Type: Transportation - Major Road and Bridge Construction

Region: Meaford

Asset Category: Roads

Description

0.6 km North of 32nd Street East - North Limit of Owen Sound

Road section platform widening to address road deficiencies, improve level of service, and replace asphalt approaching its end of life.

Justification

The County's Road needs study has concluded that this road requires the existing asphalt platform is to be replaced, and base material and drainage improvements are required over a significant portion of the overall length. The Cycling and Trails Masterplan identifies this road as being a signed route, while the development charges by-law identifies this road as requiring platform widening. Consequences of not completing this work are increase maintenance costs, a risk to road users safety, and increased risk to the County.

10 Year Capital Forecast

	2026	2027	2028	2029	2030	2031	2032	2033	2034	2035	10 Year Total
49400 - Transfer From Reserve	$0	$0	$0	($180,800)	$0	$0	$0	$0	$0	$0	($180,800)
64902 - Road Mtce & Construction	$0	$0	$0	$180,800	$0	$0	$0	$0	$0	$0	$180,800
Grand Total	**$0**	**$0**	**$0**	**$0**	**$0**	**$0**	**$0**	**$0**	**$0**	**$0**	**$0**

10 Year Operating Impacts - None

CON-0070 - Bridge 900-226: West Grey / Grey Highlands

Project Status: Rolled Forward

Project Type: Transportation - Major Road and Bridge Construction

Region: Grey Highlands

Asset Category: Bridges

Description

This structure is beyond its useful life and is in need of replacement.

Justification

Structure 900-226 is found on the Artemesia-Glenelg Townline approximately 0.68km North of Grey Road 4 in the Municipality of Grey Highlands. Based on the County's OSIM (Ontario Structure Inspection Manual) biennial report, and the maintenance needs and costs, Structure 900-226 will be replaced. Consequences of not completing this work are increase maintenance costs, a risk to road users safety, and increased risk to the County.

10 Year Capital Forecast

	2026	2027	2028	2029	2030	2031	2032	2033	2034	2035	10 Year Total
49400 - Transfer From Reserve	$0	$0	($2,890,700)	$0	$0	$0	$0	$0	$0	$0	($2,890,700)
64902 - Road Mtce & Construction	$0	$0	$2,890,700	$0	$0	$0	$0	$0	$0	$0	$2,890,700
Grand Total	**$0**	**$0**	**$0**	**$0**	**$0**	**$0**	**$0**	**$0**	**$0**	**$0**	**$0**

10 Year Operating Impacts - None

CON-0071 - Grey Road 1 Grind and Pave: East Linton Sideroad - Owen Sound (1051-1063)

Project Status: Rolled Forward

Project Type: Transportation - Major Road and Bridge Construction

Region: Owen Sound

Asset Category: Roads

Description

Removing and replacing the surface lift of asphalt will reduce further deterioration of the base asphalt while extending the useful service life of the road.

Justification

Grey Road 1 is a north south road between East Linton Sideroad and the north limit of Owen Sound.
The County's Road needs study has concluded that this road requires the running surface of asphalt to be replaced, the base material and drainage infrastructure are not included in the design. The Cycling and Trails Masterplan indicates existing pave shoulders. Consequences of not completing this work are increase maintenance costs, a risk to road users safety, and increased risk to the County.

10 Year Capital Forecast

	2026	2027	2028	2029	2030	2031	2032	2033	2034	2035	10 Year Total
49425 - From Reserve - Gas Tax	$0	($392,000)	$0	$0	$0	$0	$0	$0	$0	$0	($392,000)
51100 - Provincial Conditional Grant	$0	($2,415,200)	$0	$0	$0	$0	$0	$0	$0	$0	($2,415,200)
64902 - Road Mtce & Construction	$0	$3,141,200	$0	$0	$0	$0	$0	$0	$0	$0	$3,141,200
Grand Total	**$0**	**$334,000**	**$0**	**$0**	**$0**	**$0**	**$0**	**$0**	**$0**	**$0**	**$334,000**

10 Year Operating Impacts - None

CON-0072 - Grey Road 7 Pulverize and Pave: 4thSR to John Street (7021)

Project Status: Rolled Forward

Project Type: Transportation - Major Road and Bridge Construction

Region: Meaford

Asset Category: Roads

Description

Road section platform widening to address road deficiencies, improve level of service, and replace asphalt approaching its end of life.

Justification

This portion of Grey Road 7 is a north south County Road between 4thRS and John Street in the Municipality of Meaford.
The County's Road needs study has concluded that this road requires both lifts of asphalt to be replaced, and base material and drainage improvements are required over a significant portion of the overall length. The Cycling and Trails Masterplan identifies this road as having paved shoulders. Consequences of not completing this work are increase maintenance costs, a risk to road users safety, and increased risk to the County.

10 Year Capital Forecast

	2026	2027	2028	2029	2030	2031	2032	2033	2034	2035	10 Year Total
49400 - Transfer From Reserve	$0	$0	$0	$0	$0	$0	$0	($1,607,200)	$0	$0	($1,607,200)
49425 - From Reserve - Gas Tax	$0	$0	$0	$0	$0	$0	$0	($1,032,700)	$0	$0	($1,032,700)
64902 - Road Mtce & Construction	$0	$0	$0	$0	$0	$0	$0	$2,639,900	$0	$0	$2,639,900
Grand Total	**$0**	**$0**	**$0**	**$0**	**$0**	**$0**	**$0**	**$0**	**$0**	**$0**	**$0**

10 Year Operating Impacts - None

CON-0073 - Grey Road 7 Pulverize and Pave: John Street To Muir Street (7024)

Project Status: Rolled Forward

Project Type: Transportation - Major Road and Bridge Construction

Region: Meaford

Asset Category: Roads

Description

Road section platform widening to address road deficiencies, improve level of service, and replace asphalt approaching its end of life.

Justification

This portion of Grey Road 7 is a north south County Road between John Street and Muir Street in the Municipality of Meaford.
The County's Road needs study has concluded that this road requires both lifts of asphalt to be replaced, and base material and drainage improvements are required over a significant portion of the overall length. The Cycling and Trails Masterplan identifies this road as having paved shoulders. Consequences of not completing this work are increase maintenance costs, a risk to road users safety, and increased risk to the County.

10 Year Capital Forecast

	2026	2027	2028	2029	2030	2031	2032	2033	2034	2035	10 Year Total
49400 - Transfer From Reserve	$0	$0	$0	$0	$0	$0	$0	($812,200)	$0	$0	($812,200)
64902 - Road Mtce & Construction	$0	$0	$0	$0	$0	$0	$0	$812,200	$0	$0	$812,200
Grand Total	**$0**	**$0**	**$0**	**$0**	**$0**	**$0**	**$0**	**$0**	**$0**	**$0**	**$0**

10 Year Operating Impacts - None

CON-0077 - Grey Road 19 Grind and Pave: Jozo Weider Boulevard to Highway 26 (19034-19039)

Project Status: Rolled Forward

Project Type: Transportation - Major Road and Bridge Construction

Region: Blue Mountains

Asset Category: Roads

Description

Removing and replacing the surface lift of asphalt will reduce further deterioration of the base asphalt while extending the useful service life of the road.

Justification

This section of Grey Road 19 is a north / south County road between Jozo Weider Boulevard and Highway 26. The County's Road needs study has concluded that this road requires a single lift grind and pave. The Cycling and Trails Masterplan indicates existing paved shoulders. This configuration will be unchanged after the grind and pave is completed. Consequences of not completing this work are increase maintenance costs, a risk to road users' safety, and increased risk to the County.

10 Year Capital Forecast

	2026	2027	2028	2029	2030	2031	2032	2033	2034	2035	10 Year Total
49425 - From Reserve - Gas Tax	$0	$0	$0	$0	($1,081,500)	$0	$0	$0	$0	$0	($1,081,500)
64902 - Road Mtce & Construction	$0	$0	$0	$0	$1,338,000	$0	$0	$0	$0	$0	$1,338,000
Grand Total	**$0**	**$0**	**$0**	**$0**	**$256,500**	**$0**	**$0**	**$0**	**$0**	**$0**	**$256,500**

10 Year Operating Impacts - None

CON-0078 - Grey Road 19 Intersection Improvements: Craigleith Road, Birches Blvd, Helen St and Snowbridge Way

Project Status: Rolled Forward

Project Type: Transportation - Major Road and Bridge Construction

Region: Blue Mountains

Asset Category: Roads

Description

Inefficiency at these intersections has been observed. Geometric improvements will improve issues.

Justification

In 2020 the County awarded a traffic study for Grey Road 19 between Grey Road 21 and Highway 26 to R.J. Burnside and Associates Limited. Phase 1 (from Grey Road 21 to Grey Road 119) was completed in 2020. Phase 2 (from Grey Road 119 to Highway 26) was completed in 2021. Phase 2 made short, mid, and long term recommendations for Grey Road 19 at intersecting roads based on warrants being met for left turn lanes to sustain adequate traffic flow volumes in this area increase over time. Consequences of not completing this work are traffic delays, increase emissions, a risk to road users safety, and increased risk to the County.

10 Year Capital Forecast

	2026	2027	2028	2029	2030	2031	2032	2033	2034	2035	10 Year Total
49415 - From Reserve - Dev. Charges	$0	$0	$0	$0	($1,378,400)	$0	$0	$0	$0	$0	($1,378,400)
64902 - Road Mtce & Construction	$0	$0	$0	$0	$1,378,400	$0	$0	$0	$0	$0	$1,378,400
Grand Total	**$0**	**$0**	**$0**	**$0**	**$0**	**$0**	**$0**	**$0**	**$0**	**$0**	**$0**

10 Year Operating Impacts - None

CON-0080 - Grey Road 40 Pulverize and Pave: McNabb Street, Chatsworth from Highway 6 to Highway 10 (40027)

Project Status: Rolled Forward

Project Type: Transportation - Major Road and Bridge Construction

Region: Chatsworth

Asset Category: Roads

Description

Surface and base course asphalt approaching the end of its useful service life and will be replaced.

Justification

This portion of Grey Road 40 is an east west County Road between HWY 6 and HWY 10 in the Township of Chatsworth.
The County's Road needs study has concluded that this road requires both lifts of asphalt to be replaced, and base material and drainage improvements are required over a significant portion of the overall length. The Cycling and Trails Masterplan identifies this road as having paved shoulders. Consequences of not completing this work are increase maintenance costs, a risk to road users safety, and increased risk to the County.

10 Year Capital Forecast

	2026	2027	2028	2029	2030	2031	2032	2033	2034	2035	10 Year Total
64902 - Road Mtce & Construction	$0	$0	$0	$0	$214,900	$0	$0	$0	$0	$0	$214,900
Grand Total	**$0**	**$0**	**$0**	**$0**	**$214,900**	**$0**	**$0**	**$0**	**$0**	**$0**	**$214,900**

10 Year Operating Impacts - None

CON-0081 - Grey Road 40 Pulverize & Pave: Hwy. 10 to Gore Crescent (40030)

Project Status: Rolled Forward

Project Type: Transportation - Major Road and Bridge Construction

Region: Chatsworth

Asset Category: Roads

Description

Road section platform widening to address road deficiencies, improve level of service, and replace asphalt approaching its end of life.

Justification

This portion of Grey Road 40 is an east west County Road between HWY 10 and Gore Crescent in the Township of Chatsworth.
The County's Road needs study has concluded that this road requires both lifts of asphalt to be replaced, and base material and drainage improvements are required over a significant portion of the overall length. The Cycling and Trails Masterplan identifies this road as having paved shoulders. Consequences of not completing this work are increase maintenance costs, a risk to road users safety, and increased risk to the County.

10 Year Capital Forecast

	2026	2027	2028	2029	2030	2031	2032	2033	2034	2035	10 Year Total
49400 - Transfer From Reserve	$0	$0	$0	($1,649,500)	$0	$0	$0	$0	$0	$0	($1,649,500)
64902 - Road Mtce & Construction	$0	$0	$0	$1,649,500	$0	$0	$0	$0	$0	$0	$1,649,500
Grand Total	**$0**	**$0**	**$0**	**$0**	**$0**	**$0**	**$0**	**$0**	**$0**	**$0**	**$0**

10 Year Operating Impacts - None

CON-0082 - Grey Road 40 Pulverize and Pave: Grey Road 13 to Grey Road 2 (40063-40064)

Project Status: Rolled Forward

Project Type: Transportation - Major Road and Bridge Construction

Region: Blue Mountains

Asset Category: Roads

Description

Road section platform widening to address road deficiencies, improve level of service, and replace asphalt approaching its end of life.

Justification

Grey Road 40 is an east west County Road between Grey Road 13 and Grey Road 2 in the Town of The Blue Mountains.
The County's Road needs study has concluded that this road requires both lifts of asphalt to be replaced, and base material and drainage improvements are required over a significant portion of the overall length. The Cycling and Trails Masterplan identifies this road as having paved shoulders, while the Development Charges By-Law identifies this road as requiring platform widening. Consequences of not completing this work are increase maintenance costs, a risk to road users safety, and increased risk to the County.

10 Year Capital Forecast

	2026	2027	2028	2029	2030	2031	2032	2033	2034	2035	10 Year Total
49400 - Transfer From Reserve	$0	$0	$0	$0	($303,500)	$0	$0	$0	$0	$0	($303,500)
49415 - From Reserve - Dev. Charges	$0	$0	$0	$0	($1,153,800)	$0	$0	$0	$0	$0	($1,153,800)
64902 - Road Mtce & Construction	$0	$0	$0	$0	$2,328,600	$0	$0	$0	$0	$0	$2,328,600
Grand Total	**$0**	**$0**	**$0**	**$0**	**$871,300**	**$0**	**$0**	**$0**	**$0**	**$0**	**$871,300**

10 Year Operating Impacts - None

CON-0083 - Bridge 900-117; West Grey

Project Status: Rolled Forward

Project Type: Transportation - Major Road and Bridge Construction

Region: West Grey

Asset Category: Bridges

Description

This structure is beyond its useful life and is in need of replacement.

Justification

Structure 900-117 is found on Glenelg-Holland Townline approximately 0.30km east of Concession 2 in the Municipality of West Grey.
Based on the County's OSIM (Ontario Structure Inspection Manual) biennial report, and the maintenance needs and costs, Structure 900-117 will be replaced. Consequences of not completing this work are increase maintenance costs, a risk to road users safety, and increased risk to the County.

10 Year Capital Forecast

	2026	2027	2028	2029	2030	2031	2032	2033	2034	2035	10 Year Total
49400 - Transfer From Reserve	$0	$0	$0	$0	$0	($1,826,500)	$0	$0	$0	$0	($1,826,500)
64902 - Road Mtce & Construction	$0	$0	$0	$0	$0	$1,826,500	$0	$0	$0	$0	$1,826,500
Grand Total	**$0**	**$0**	**$0**	**$0**	**$0**	**$0**	**$0**	**$0**	**$0**	**$0**	**$0**

10 Year Operating Impacts - None

CON-0084 - Grey Road 2 Pulverize and Pave: John Street to Grey Road 31 (2018-2021)

Project Status: Rolled Forward

Project Type: Transportation - Major Road and Bridge Construction

Region: Grey Highlands

Asset Category: Roads

Description

Road section platform widening to address road deficiencies, improve level of service, and replace asphalt approaching its end of useful life.

Justification

This portion of Grey Road 2 is a north south County Road between John Street and Grey Road 31 in the Municipality of Grey Highlands. The County's Road needs study has concluded that this road requires both lifts of asphalt to be replaced, and base material and drainage improvements are required over a significant portion of the overall length. The Cycling and Trails Masterplan identifies this road as requiring paved shoulders. Consequences of not completing this work are increase maintenance costs, a risk to road users safety, and increased risk to the County.

10 Year Capital Forecast

	2026	2027	2028	2029	2030	2031	2032	2033	2034	2035	10 Year Total
49400 - Transfer From Reserve	($1,151,700)	$0	$0	$0	$0	$0	$0	$0	$0	$0	($1,151,700)
64902 - Road Mtce & Construction	$2,087,200	$0	$0	$0	$0	$0	$0	$0	$0	$0	$2,087,200
Grand Total	**$935,500**	**$0**	**$0**	**$0**	**$0**	**$0**	**$0**	**$0**	**$0**	**$0**	**$935,500**

10 Year Operating Impacts - None

CON-0085 - Grey Road 3 Pulverize and Pave: Concession 16 to Grey Road 4 (3022-3026)

Project Status: Rolled Forward

Project Type: Transportation - Major Road and Bridge Construction

Region: Chatsworth

Asset Category: Roads

Description

Surface and base course asphalt approaching the end of its useful service life and will be replaced.

Justification

This portion of Grey Road 3 is a north south County Road between Concession 16 and Grey Road 4 in the Municipality of West Grey. The County's Road needs study has concluded that this road requires both lifts of asphalt to be replaced, and base material and drainage improvements are required over a significant portion of the overall length. The Cycling and Trails Masterplan identifies this road as having paved shoulders. Consequences of not completing this work are increase maintenance costs, a risk to road users safety, and increased risk to the County.

10 Year Capital Forecast

	2026	2027	2028	2029	2030	2031	2032	2033	2034	2035	10 Year Total
49425 - From Reserve - Gas Tax	($2,353,400)	$0	$0	$0	$0	$0	$0	$0	$0	$0	($2,353,400)
64902 - Road Mtce & Construction	$2,638,500	$0	$0	$0	$0	$0	$0	$0	$0	$0	$2,638,500
Grand Total	**$285,100**	**$0**	**$0**	**$0**	**$0**	**$0**	**$0**	**$0**	**$0**	**$0**	**$285,100**

10 Year Operating Impacts - None

CON-0086 - Grey Road 5 Reconstruction: Mary Ave to Concession 7 (5009)

Project Status: Rolled Forward

Project Type: Transportation - Major Road and Bridge Construction

Region: Georgian Bluffs

Asset Category: Roads

Description

The removal and replacement of all or, most of the road and infrastructure found below the road. In this case the reconstruction includes the road, storm infrastructure.

Justification

This section of Grey Road 15 is an east west County Road between Mary Avenue and Concession 7 in the Township of Georgian Bluffs. The County's Road needs study has concluded that this road requires both lifts of asphalt to be replaced, and base material and drainage improvements are required over a significant portion of the overall length. The Cycling and Trails Masterplan proposes paved shoulders. The Development Charges By-Law identifies this road as requiring an upgrade in road classification. Consequences of not completing this work are increase maintenance costs, a risk to road users safety, and increased risk to the County.

10 Year Capital Forecast

	2026	2027	2028	2029	2030	2031	2032	2033	2034	2035	10 Year Total
49415 - From Reserve - Dev. Charges	$0	$0	$0	$0	($1,066,900)	$0	$0	$0	$0	$0	($1,066,900)
64902 - Road Mtce & Construction	$0	$0	$0	$0	$1,481,800	$0	$0	$0	$0	$0	$1,481,800
Grand Total	**$0**	**$0**	**$0**	**$0**	**$414,900**	**$0**	**$0**	**$0**	**$0**	**$0**	**$414,900**

10 Year Operating Impacts - None

CON-0087 - Grey Road 5 Grind and Pave: Concession 7 to 0.4 km East of Concession 7 (5010)

Project Status: Rolled Forward

Project Type: Transportation - Major Road and Bridge Construction

Region: Georgian Bluffs

Asset Category: Roads

Description

Removing and replacing the surface lift of asphalt will reduce further deterioration of the base asphalt while extending the useful service life of the road.

Justification

This section of Grey Road 5 is an east west County road between Concession 7 and 400m east of Concession 7 in the Township of Georgian Bluffs. The County's Road needs study has concluded that this road requires a single lift grind and pave. The Cycling and Trails Masterplan indicates existing paved shoulders. This configuration will be unchanged after the grind and pave is completed. Consequences of not completing this work are increase maintenance costs, a risk to road users safety, and increased risk to the County.

10 Year Capital Forecast

	2026	2027	2028	2029	2030	2031	2032	2033	2034	2035	10 Year Total
64902 - Road Mtce & Construction	$0	$0	$0	$0	$0	$0	$0	$0	$0	$144,900	$144,900
Grand Total	**$0**	**$0**	**$0**	**$0**	**$0**	**$0**	**$0**	**$0**	**$0**	**$144,900**	**$144,900**

10 Year Operating Impacts - None

CON-0089 - Grey Road 13 Pulverize and Pave: Sideroad 19 to Main Street, Heathcote (13036 - 13042)

Project Status: Rolled Forward

Project Type: Transportation - Major Road and Bridge Construction

Region: Grey Highlands

Asset Category: Roads

Description

Surface and base course asphalt approaching the end of its useful service life and will be replaced.

Justification

This portion of Grey Road 13 is a north south County Road between Sideroad 19 and Main Street, Heathcoat in the Municipality of Grey Highlands and the Town of the Blue Mountains.
The County's Road needs study has concluded that this road requires the existing asphalt platform is to be replaced, and base material and drainage improvements are required over a significant portion of the overall length. The Cycling and Trails Masterplan identifies this road as being a signed route. Consequences of not completing this work are increase maintenance costs, a risk to road users safety, and increased risk to the County.

10 Year Capital Forecast

	2026	2027	2028	2029	2030	2031	2032	2033	2034	2035	10 Year Total
49400 - Transfer From Reserve	$0	$0	$0	$0	($1,801,600)	$0	$0	$0	$0	$0	($1,801,600)
64902 - Road Mtce & Construction	$0	$0	$0	$0	$2,487,100	$0	$0	$0	$0	$0	$2,487,100
Grand Total	**$0**	**$0**	**$0**	**$0**	**$685,500**	**$0**	**$0**	**$0**	**$0**	**$0**	**$685,500**

10 Year Operating Impacts - None

CON-0090 - Grey Road 28 Pulverize and Pave: Grey Road 4 to Concession 18 (28012-28018)

Project Status: Rolled Forward

Project Type: Transportation - Major Road and Bridge Construction

Region: West Grey

Asset Category: Roads

Description

Road section platform widening to address road deficiencies, improve level of service, and replace asphalt approaching its end of life.

Justification

This portion of Grey Road 28 is an east west County Road between Grey Road 4 and Concession 18 in the Municipality of West Grey.
The County's Road needs study has concluded that this road requires both lifts of asphalt to be replaced, and base material and drainage improvements are required over a significant portion of the overall length. The Cycling and Trails Masterplan identifies road section 28012 as having paved shoulders. the Development Charges By-Law identifies this road as requiring platform widening. Consequences of not completing this work are increase maintenance costs, a risk to road users safety, and increased risk to the County.

10 Year Capital Forecast

	2026	2027	2028	2029	2030	2031	2032	2033	2034	2035	10 Year Total
49400 - Transfer From Reserve	$0	$0	$0	$0	$0	$0	$0	$0	($1,869,400)	$0	($1,869,400)
49415 - From Reserve - Dev. Charges	$0	$0	$0	$0	$0	$0	$0	$0	($4,153,000)	$0	($4,153,000)
64902 - Road Mtce & Construction	$0	$0	$0	$0	$0	$0	$0	$0	$6,022,400	$0	$6,022,400
Grand Total	**$0**	**$0**	**$0**	**$0**	**$0**	**$0**	**$0**	**$0**	**$0**	**$0**	**$0**

10 Year Operating Impacts - None

CON-0091 - Grey Road 28 Pulverize and Pave: Concession 18 to Grey Road 10 (28021 - 28024)

Project Status: Rolled Forward

Project Type: Transportation - Major Road and Bridge Construction

Region: West Grey

Asset Category: Roads

Description

Road section platform widening to address road deficiencies, improve level of service, and replace asphalt approaching its end of life.

Justification

This portion of Grey Road 28 is an east west County Road between Grey Road 10 and Concession 18 in the Municipality of West Grey. The County's Road needs study has concluded that this road requires both lifts of asphalt to be replaced, and base material and drainage improvements are required over a significant portion of the overall length. the Development Charges By-Law identifies this road as requiring platform widening. Consequences of not completing this work are increase maintenance costs, a risk to road users safety, and increased risk to the County.

10 Year Capital Forecast

	2026	2027	2028	2029	2030	2031	2032	2033	2034	2035	10 Year Total
49415 - From Reserve - Dev. Charges	$0	$0	$0	$0	$0	$0	$0	$0	($616,900)	$0	($616,900)
64902 - Road Mtce & Construction	$0	$0	$0	$0	$0	$0	$0	$0	$1,209,600	$0	$1,209,600
Grand Total	**$0**	**$0**	**$0**	**$0**	**$0**	**$0**	**$0**	**$0**	**$592,700**	**$0**	**$592,700**

10 Year Operating Impacts - None

CON-0092 - Grey Road 30 Pulverize and Pave Rehabilitation: Grey Road 30 to 7th Line (30002)

Project Status: Rolled Forward

Project Type: Transportation - Major Road and Bridge Construction

Region: Grey Highlands

Asset Category: Roads

Description

Surface and base course asphalt approaching the end of its useful service life and will be replaced.

Justification

This portion of Grey Road 30 is an east west County Road between Grey Road 30 and Concession 7 in the Municipality of Grey Highlands.
The County's Road needs study has concluded that this road requires the existing asphalt platform is to be replaced, and base material and drainage improvements are required over a significant portion of the overall length. The Cycling and Trails Masterplan identifies this road as requiring paved shoulders. Consequences of not completing this work are increase maintenance costs, a risk to road users safety, and increased risk to the County.

10 Year Capital Forecast

	2026	2027	2028	2029	2030	2031	2032	2033	2034	2035	10 Year Total
49400 - Transfer From Reserve	$0	$0	$0	$0	($1,212,000)	$0	$0	$0	$0	$0	($1,212,000)
51100 - Provincial Conditional Grant	$0	$0	$0	$0	($2,000,000)	$0	$0	$0	$0	$0	($2,000,000)
64902 - Road Mtce & Construction	$0	$0	$0	$0	$3,212,000	$0	$0	$0	$0	$0	$3,212,000
Grand Total	**$0**	**$0**	**$0**	**$0**	**$0**	**$0**	**$0**	**$0**	**$0**	**$0**	**$0**

10 Year Operating Impacts - None

CON-0093 - Grey Road 109 Pulverize and Pave Rehabilitation: Highway 6 to Southgate Road 12 (109006-109009)

Project Status: Rolled Forward

Project Type: Transportation - Major Road and Bridge Construction

Region: Southgate

Asset Category: Roads

Description

Surface and base course asphalt approaching the end of its useful service life and will be replaced.

Justification

This portion of Grey Road 109 is a north south County Road between Grey Road 6 and Southgate Road 12 in the Township of Southgate. The County's Road needs study has concluded that this road requires both lifts of asphalt to be replaced, and base material and drainage improvements are required over a significant portion of the overall length. The Cycling and Trails Masterplan identifies this road as a signed route. Consequences of not completing this work are increase maintenance costs, a risk to road users safety, and increased risk to the County.

10 Year Capital Forecast

	2026	2027	2028	2029	2030	2031	2032	2033	2034	2035	10 Year Total
51100 - Provincial Conditional Grant	$0	$0	$0	$0	$0	$0	$0	$0	($3,488,100)	$0	($3,488,100)
64902 - Road Mtce & Construction	$0	$0	$0	$0	$0	$0	$0	$0	$4,420,000	$0	$4,420,000
Grand Total	**$0**	**$0**	**$0**	**$0**	**$0**	**$0**	**$0**	**$0**	**$931,900**	**$0**	**$931,900**

10 Year Operating Impacts - None

CON-0094 - Grey Road 109 Reconstruction: Southgate Road 12 to 0.8 km north of Southgate Road 12 (109012)

Project Status: Rolled Forward

Project Type: Transportation - Major Road and Bridge Construction

Region: Southgate

Asset Category: Roads

Description

The removal and replacement of all or, most of the road and infrastructure found below the road. In this case the reconstruction includes the road, and storm infrastructure.

Justification

This section of Grey Road 109 is a north south County road between Southgate Road 12 and 800m north of Southgate Road 12 in the Township of Southgate.
The County's Road needs study has concluded that this road requires both lifts of asphalt to be replaced, base materials and storm infrastructure will be replaced. The Cycling and Trails Masterplan identifies this road as a signed route. Consequences of not completing this work are increase maintenance costs, a risk to road users safety, and increased risk to the County.

10 Year Capital Forecast

	2026	2027	2028	2029	2030	2031	2032	2033	2034	2035	10 Year Total
49400 - Transfer From Reserve	$0	$0	$0	$0	$0	$0	$0	$0	($831,200)	$0	($831,200)
51100 - Provincial Conditional Grant	$0	$0	$0	$0	$0	$0	$0	$0	($348,800)	$0	($348,800)
64902 - Road Mtce & Construction	$0	$0	$0	$0	$0	$0	$0	$0	$3,332,200	$0	$3,332,200
Grand Total	**$0**	**$0**	**$0**	**$0**	**$0**	**$0**	**$0**	**$0**	**$2,152,200**	**$0**	**$2,152,200**

10 Year Operating Impacts - None

CON-0095 - Bridge 900-598; Southgate

Project Status: Rolled Forward

Project Type: Transportation - Major Road and Bridge Construction

Region: Southgate

Asset Category: Bridges

Description

This structure is beyond its useful life and is in need of replacement.

Justification

Structure 900-598 is found on Southgate Road 41 approximately 100m south of Southgate Road 12 E in the Township of Southgate.
Based on the County's OSIM (Ontario Structure Inspection Manual) biennial report, and the maintenance needs and costs, Structure 009-349 will be replaced. Consequences of not completing this work are increase maintenance costs, a risk to road users safety, and increased risk to the County.

10 Year Capital Forecast

	2026	2027	2028	2029	2030	2031	2032	2033	2034	2035	10 Year Total
49400 - Transfer From Reserve	$0	$0	$0	$0	$0	$0	($985,600)	$0	$0	$0	($985,600)
64902 - Road Mtce & Construction	$0	$0	$0	$0	$0	$0	$985,600	$0	$0	$0	$985,600
Grand Total	**$0**	**$0**	**$0**	**$0**	**$0**	**$0**	**$0**	**$0**	**$0**	**$0**	**$0**

10 Year Operating Impacts - None

CON-0096 - Bridge 023-350; Concrete Single Span - Southgate

Project Status: Rolled Forward

Project Type: Transportation - Major Road and Bridge Construction

Region: Southgate

Asset Category: Bridges

Description

This structure is beyond its useful life and is in need of replacement.

Justification

Structure 023-350 is found on Grey Road 23 approximately 200m south of Southgate Road 26 in the Township of Southgate.
Based on the County's OSIM (Ontario Structure Inspection Manual) biennial report, and the maintenance needs and costs, Structure 023-350 will be replaced. The Cycling and Trails Masterplan proposes this section of Grey Road 23 to be a signed route. Consequences of not completing this work are increase maintenance costs, a risk to road users safety, and increased risk to the County.

10 Year Capital Forecast

	2026	2027	2028	2029	2030	2031	2032	2033	2034	2035	10 Year Total
49400 - Transfer From Reserve	$0	$0	$0	$0	$0	$0	$0	($1,826,200)	$0	$0	($1,826,200)
64902 - Road Mtce & Construction	$0	$0	$0	$0	$0	$0	$0	$1,826,200	$0	$0	$1,826,200
Grand Total	**$0**	**$0**	**$0**	**$0**	**$0**	**$0**	**$0**	**$0**	**$0**	**$0**	**$0**

10 Year Operating Impacts - None

CON-0097 - Grey Road 3 Pulverize and Pave: 0.95 km South of Sideroad 5 to the South Limit of Keady (3051-3054)

Project Status: Rolled Forward

Project Type: Transportation - Major Road and Bridge Construction

Region: Chatsworth

Asset Category: Roads

Description

Road section platform widening to address road deficiencies, improve level of service, and replace asphalt approaching its end of life.

Justification

This portion of Grey Road 3 is a north south County Road between 950m south of Sideroad 5 and the south limit of Keady in the Township of Chatsworth.
The County's Road needs study has concluded that this road requires both lifts of asphalt to be replaced, and base material and drainage improvements are required over a significant portion of the overall length. The Cycling and Trails Masterplan identifies this road as having paved shoulders. Consequences of not completing this work are increase maintenance costs, a risk to road users safety, and increased risk to the County.

10 Year Capital Forecast

	2026	2027	2028	2029	2030	2031	2032	2033	2034	2035	10 Year Total
49400 - Transfer From Reserve	$0	$0	$0	$0	$0	$0	($3,615,800)	$0	$0	$0	($3,615,800)
49425 - From Reserve - Gas Tax	$0	$0	$0	$0	$0	$0	($1,628,100)	$0	$0	$0	($1,628,100)
64902 - Road Mtce & Construction	$0	$0	$0	$0	$0	$0	$6,048,800	$0	$0	$0	$6,048,800
Grand Total	**$0**	**$0**	**$0**	**$0**	**$0**	**$0**	**$804,900**	**$0**	**$0**	**$0**	**$804,900**

10 Year Operating Impacts - None

CON-0098 - Grey Road 3 and Grey Road 16 Intersection Improvements - Keady (16006,16009,3057,3058)

Project Status: Rolled Forward

Project Type: Transportation - Major Road and Bridge Construction

Region: Chatsworth

Asset Category: Roads

Description

Drainage and traffic inefficiency at this intersection has been observed. Drainage and geometric improvements will improve issues.

Justification

Intersection improvements are required to mitigate drainage concerns and replace deteriorating pavement. This intersection contributes to a large economic driver for the Township of Georgian Bluffs and the Township of Chatsworth (Keady Market). Consequences of not completing this work are increase maintenance costs, a risk to road users safety, and increased risk to the County.

10 Year Capital Forecast

	2026	2027	2028	2029	2030	2031	2032	2033	2034	2035	10 Year Total
49400 - Transfer From Reserve	$0	$0	$0	$0	$0	$0	$0	$0	($1,227,900)	$0	($1,227,900)
49415 - From Reserve - Dev. Charges	$0	$0	$0	$0	$0	$0	$0	$0	($3,052,000)	$0	($3,052,000)
64902 - Road Mtce & Construction	$0	$0	$0	$0	$0	$0	$0	$0	$4,279,900	$0	$4,279,900
Grand Total	**$0**	**$0**	**$0**	**$0**	**$0**	**$0**	**$0**	**$0**	**$0**	**$0**	**$0**

10 Year Operating Impacts - None

CON-0101 - Grey Road 7 Microsurface: 2.8 km north of Grey Road 13 to Sideroad 22B (7006,7009)

Project Status: Rolled Forward

Project Type: Transportation - Major Road and Bridge Construction

Region: Grey Highlands

Asset Category: Roads

Description

Microsurfacing includes the application of polymer modified cationic emulsified asphalt cement and aggregates over existing asphalt roadways.

Justification

This section of Grey Road 7 is a north / south County road from 2.8 km north of Grey Road 13 to Sideroad 22B in the Municipality of Grey Highlands. The County's Road needs study has concluded that this road requires a microsurface to prolong the life of the running course asphalt. Consequences of not completing this work are increase maintenance costs, a risk to road users safety, and increased risk to the County.

10 Year Capital Forecast

	2026	2027	2028	2029	2030	2031	2032	2033	2034	2035	10 Year Total
49400 - Transfer From Reserve	$0	$0	$0	$0	($742,600)	$0	$0	$0	$0	$0	($742,600)
64902 - Road Mtce & Construction	$0	$0	$0	$0	$742,600	$0	$0	$0	$0	$0	$742,600
Grand Total	**$0**	**$0**	**$0**	**$0**	**$0**	**$0**	**$0**	**$0**	**$0**	**$0**	**$0**

10 Year Operating Impacts - None

CON-0102 - Grey Road 7 Microsurface: Grey Road 40 - 4 Sideroad (7015-7018)

Project Status: Rolled Forward

Project Type: Transportation - Major Road and Bridge Construction

Region: Chatsworth

Asset Category: Roads

Description

Microsurfacing includes the application of polymer modified cationic emulsified asphalt cement and aggregates over existing asphalt roadways.

Justification

This section of Grey Road 7 is a north / south County road between Grey Road 40 in the Municipality of Grey Highlands and 4 Sideroad in the Municipality of Meaford.
The County's Road needs study has concluded that this road requires a microsurface to prolong the life of the running course asphalt.
Consequences of not completing this work are increase maintenance costs, a risk to road users safety, and increased risk to the County.

10 Year Capital Forecast

	2026	2027	2028	2029	2030	2031	2032	2033	2034	2035	10 Year Total
49400 - Transfer From Reserve	$0	$0	$0	$0	($416,700)	$0	$0	$0	$0	$0	($416,700)
64902 - Road Mtce & Construction	$0	$0	$0	$0	$416,700	$0	$0	$0	$0	$0	$416,700
Grand Total	**$0**	**$0**	**$0**	**$0**	**$0**	**$0**	**$0**	**$0**	**$0**	**$0**	**$0**

10 Year Operating Impacts - None

CON-0104 - Grey Road 10 Ciream: North Limit of Elmwood to Grey Road 25 (10051-10054)

Project Status: Rolled Forward

Project Type: Transportation - Major Road and Bridge Construction

Region: West Grey

Asset Category: Roads

Description

Cold In-place Recycled Expanded Asphalt Mix: Full depth pulverizing of all existing asphalt where both the old asphalt and a portion of the granular base is mixed with expanded asphalt to produce a new asphalt platform.

Justification

This part of Grey Road 10 is a north south County Road between the north limit of Elmwood and Grey Road 25 in the Municipality off West Grey. The County's Road needs study has indicated the appropriate treatment for these road sections is to grind the surface course to a depth of 50mm and replace that lift with a new 50mm of HL-3 asphalt. This is being done to maintain the target useful life of the binder course asphalt. Consequences of not completing this work are increase maintenance costs, a risk to road users safety, and increased risk to the County.

10 Year Capital Forecast

	2026	2027	2028	2029	2030	2031	2032	2033	2034	2035	10 Year Total
49400 - Transfer From Reserve	$0	$0	$0	$0	$0	$0	$0	($2,000,300)	$0	$0	($2,000,300)
53001 - Other Municipalities	$0	$0	$0	$0	$0	$0	$0	($2,000,400)	$0	$0	($2,000,400)
64902 - Road Mtce & Construction	$0	$0	$0	$0	$0	$0	$0	$4,000,700	$0	$0	$4,000,700
Grand Total	**$0**	**$0**	**$0**	**$0**	**$0**	**$0**	**$0**	**$0**	**$0**	**$0**	**$0**

10 Year Operating Impacts - None

CON-0105 - Grey Road 10 Grind and Pave: Grey Road 28 to 0.8 km South of South Limit of Elmwood (10042)

Project Status: Rolled Forward

Project Type: Transportation - Major Road and Bridge Construction

Region: West Grey

Asset Category: Roads

Description

Removing and replacing the surface lift of asphalt will reduce further deterioration of the base asphalt while extending the useful service life of the road.

Justification

This section of Grey Road 10 is a north / south County road between Grey Road 28 and South of the South limit of Elmwood.
The County's Road needs study has concluded that this road requires a single lift grind and pave. Full depth asphalt replacement may be required on north leg of Grey Road 28 and Grey Road 10 Intersection. The Cycling and Trails Masterplan does not apply to this road section. Consequences of not completing this work are increase maintenance costs, a risk to road users' safety, and increased risk to the County. Project is in partnership with Bruce County.

10 Year Capital Forecast

	2026	2027	2028	2029	2030	2031	2032	2033	2034	2035	10 Year Total
49400 - Transfer From Reserve	$0	$0	$0	$0	$0	$0	$0	$0	$0	($2,251,200)	($2,251,200)
53001 - Other Municipalities	$0	$0	$0	$0	$0	$0	$0	$0	$0	($2,251,100)	($2,251,100)
64902 - Road Mtce & Construction	$0	$0	$0	$0	$0	$0	$0	$0	$0	$4,502,300	$4,502,300
Grand Total	**$0**	**$0**	**$0**	**$0**	**$0**	**$0**	**$0**	**$0**	**$0**	**$0**	**$0**

10 Year Operating Impacts - None

CON-0106 - Grey Road 10 and Grey Road 28 Intersection Improvements

Project Status: Rolled Forward

Project Type: Transportation - Major Road and Bridge Construction

Region: Hanover

Asset Category: Roads

Description

Inefficiency at this intersection has been observed. Existing width can provide for protected left movements for north and south bound traffic. This can be done with reconfiguring the lane assignment paint markings.

Justification

Safety and efficiency improvements can be made with pavement markings and new signal heads. Consequences of not completing this work are a risk to road users safety, and increased risk to the County. Partnership with Bruce County.

10 Year Capital Forecast

	2026	2027	2028	2029	2030	2031	2032	2033	2034	2035	10 Year Total
49415 - From Reserve - Dev. Charges	$0	$0	$0	$0	$0	$0	$0	$0	$0	($46,600)	($46,600)
53001 - Other Municipalities	$0	$0	$0	$0	$0	$0	$0	$0	$0	($62,200)	($62,200)
64902 - Road Mtce & Construction	$0	$0	$0	$0	$0	$0	$0	$0	$0	$124,300	$124,300
Grand Total	**$0**	**$0**	**$0**	**$0**	**$0**	**$0**	**$0**	**$0**	**$0**	**$15,500**	**$15,500**

10 Year Operating Impacts - None

CON-0107 - Grey Road 16 Microsurface: Grey Road 10 - Concession 5 Derby, excluding Keady (16003, 16012, 16015)

Project Status: Rolled Forward

Project Type: Transportation - Major Road and Bridge Construction

Region: Georgian Bluffs

Asset Category: Roads

Description

Microsurfacing includes the application of polymer modified cationic emulsified asphalt cement and aggregates over existing asphalt roadways.

Justification

This section of Grey Road 1 is an east west County road between the east limit of Keady and Concession 5, Derby in the Township of Georgian Bluffs and the Township of Chatsworth.
The County's Road needs study has concluded that this road requires a microsurface to prolong the life of the running course asphalt.
Consequences of not completing this work are increase maintenance costs, a risk to road users safety, and increased risk to the County.

10 Year Capital Forecast

	2026	2027	2028	2029	2030	2031	2032	2033	2034	2035	10 Year Total
64902 - Road Mtce & Construction	$0	$0	$0	$0	$0	$0	$0	$0	$0	$1,274,800	$1,274,800
Grand Total	**$0**	**$0**	**$0**	**$0**	**$0**	**$0**	**$0**	**$0**	**$0**	**$1,274,800**	**$1,274,800**

10 Year Operating Impacts - None

CON-0109 - Grey Road 40 Microsurface: 700m east of Veterans Way north to Grey Road 12 (40036-40051)

Project Status: Rolled Forward

Project Type: Transportation - Major Road and Bridge Construction

Region: Chatsworth

Asset Category: Roads

Description

Microsurfacing includes the application of polymer modified cationic emulsified asphalt cement and aggregates over existing asphalt roadways.

Justification

This section of Grey Road 40 is an east west County road between 700m east of Veterans Way and Grey Road 12 west of Owen Sound. The County's Road needs study has concluded that this road requires a microsurface to prolong the life of the running course asphalt. Consequences of not completing this work are increase maintenance costs, a risk to road users safety, and increased risk to the County.

10 Year Capital Forecast

	2026	2027	2028	2029	2030	2031	2032	2033	2034	2035	10 Year Total
49400 - Transfer From Reserve	$0	$0	$0	$0	$0	$0	$0	$0	($1,926,900)	$0	($1,926,900)
64902 - Road Mtce & Construction	$0	$0	$0	$0	$0	$0	$0	$0	$1,926,900	$0	$1,926,900
Grand Total	**$0**	**$0**	**$0**	**$0**	**$0**	**$0**	**$0**	**$0**	**$0**	**$0**	**$0**

10 Year Operating Impacts - None

CON-0110 - Bridge 900-188; Steel Beam Pony Truss - West Grey between GR 28 and GR 3

Project Status: Rolled Forward

Project Type: Transportation - Major Road and Bridge Construction

Region: West Grey

Asset Category: Bridges

Description

This structure is beyond its useful life and is in need of replacement.

Justification

Structure 900-188 is found on the Normanby-Bentinck Townline approximately 1.59km west of Grey Road 3 in the Municipality of West Grey. Based on the County's OSIM (Ontario Structure Inspection Manual) biennial report, and the maintenance needs and costs, Structure 900-188 will be replaced. Consequences of not completing this work are increase maintenance costs, a risk to road users safety, and increased risk to the County.

10 Year Capital Forecast

	2026	2027	2028	2029	2030	2031	2032	2033	2034	2035	10 Year Total
49425 - From Reserve - Gas Tax	($820,100)	$0	$0	$0	$0	$0	$0	$0	$0	$0	($820,100)
64902 - Road Mtce & Construction	$820,100	$0	$0	$0	$0	$0	$0	$0	$0	$0	$820,100
Grand Total	**$0**	**$0**	**$0**	**$0**	**$0**	**$0**	**$0**	**$0**	**$0**	**$0**	**$0**

10 Year Operating Impacts - None

CON-0122 - Structure 015-023 Grey Road 15 - Leith

Project Status: Rolled Forward

Project Type: Transportation - Major Road and Bridge Construction

Region: Meaford

Asset Category: Bridges

Description

This structure is beyond its useful life and is in need of replacement.

Justification

Structure 015-023 is found on Grey Road 15 in the village of Leith. Based on the County's OSIM (Ontario Structure Inspection Manual) biennial report, and the maintenance needs and costs, Structure 015-023 will be replaced. The existing platform width is narrow and should be built to accommodate the existing asphalt platform of Grey Road 15. The design will look at a possible realignment to better address the odd skew of the structure. Consequences of not completing this work are increase maintenance costs, a risk to road users safety, and increased risk to the County.

10 Year Capital Forecast

	2026	2027	2028	2029	2030	2031	2032	2033	2034	2035	10 Year Total
49400 - Transfer From Reserve	$0	$0	($1,893,200)	$0	$0	$0	$0	$0	$0	$0	($1,893,200)
64902 - Road Mtce & Construction	$0	$0	$1,893,200	$0	$0	$0	$0	$0	$0	$0	$1,893,200
Grand Total	**$0**	**$0**	**$0**	**$0**	**$0**	**$0**	**$0**	**$0**	**$0**	**$0**	**$0**

10 Year Operating Impacts - None

CON-0123 - Minor Capital

Project Status: Recurring

Project Type: Transportation - Major Road and Bridge Construction

Region: Grey County

Asset Category: Roads

Description

Various small scale capital construction and preventative maintenance projects. These include small grind and paves, asphalt patching, steel beam guiderail replacements on structures, retaining wall replacements, municipal drain infrastructure, and various other small construction projects.

Justification

This funding is the largest source of addressing 'now needs' for requirements such as asphalt patches, guiderail upgrades, drainage issues and various other unexpected needs. These works help assets reach the expected life expectancy and address unforeseen issues that pop up. Satisfies the long-term investment in county owned capital assets.

10 Year Capital Forecast

	2026	2027	2028	2029	2030	2031	2032	2033	2034	2035	10 Year Total
63708 - Licenses and Fees	$7,500	$7,800	$7,900	$8,100	$8,500	$8,700	$8,800	$8,800	$9,000	$9,200	$84,300
64902 - Road Mtce & Construction	$755,900	$774,500	$792,000	$809,800	$827,700	$846,200	$865,200	$884,700	$904,400	$924,400	$8,384,800
Grand Total	**$763,400**	**$782,300**	**$799,900**	**$817,900**	**$836,200**	**$854,900**	**$874,000**	**$893,500**	**$913,400**	**$933,600**	**$8,469,100**

10 Year Operating Impacts - None

CON-0124 - 10 Year Bridge Designs

Project Status: Recurring

Project Type: Transportation - Major Road and Bridge Construction

Region: Grey County

Asset Category: Roads

Description

Consultant Engineering designs completed in the year prior to scheduled bridge replacements

Justification

Bridge reconstruction projects are typically scheduled for consultant design one year in advance in order to prepare construction drawings and tender specifications for the tender package. Failure to design in advance can lead to budget inaccuracy and rushed designs which may result in a less than ideal final product.

10 Year Capital Forecast

	2026	2027	2028	2029	2030	2031	2032	2033	2034	2035	10 Year Total
64102 - Professional & Consulting Fees	$173,200	$176,700	$90,100	$91,900	$93,700	$95,600	$97,500	$0	$0	$0	$818,700
Grand Total	**$173,200**	**$176,700**	**$90,100**	**$91,900**	**$93,700**	**$95,600**	**$97,500**	**$0**	**$0**	**$0**	**$818,700**

10 Year Operating Impacts - None

CON-0125 - Major Bridge and Culvert Repairs

Project Status: Recurring

Project Type: Transportation - Major Road and Bridge Construction

Region: Grey County

Asset Category: Bridges

Description

Preventative maintenance projects on County structures completed by the Bridge Crew

Justification

This ongoing maintenance is an investment in order to delay deterioration of the existing structures. This allows Grey County to defer (some of) the large capital structure replacement projects which are extremely cost prohibitive. Investing in the long term health of the capital assets.

10 Year Capital Forecast

	2026	2027	2028	2029	2030	2031	2032	2033	2034	2035	10 Year Total
61010 - Capital Wage and Benefits	$418,900	$434,500	$449,700	$465,700	$482,100	$499,200	$516,800	$535,000	$553,800	$573,200	$4,928,900
61228 - Boot Allowance	$1,300	$1,300	$1,300	$1,300	$1,300	$1,300	$1,300	$1,300	$1,300	$1,300	$13,000
63070 - Other Materials & Services	$300	$300	$300	$300	$300	$300	$300	$300	$300	$300	$3,000
63310 - Travel & Meal Expenses	$3,600	$3,600	$3,800	$3,800	$3,900	$4,000	$4,100	$4,200	$4,300	$4,500	$39,800
63450 - Maintenance of Equipment	$200	$200	$200	$200	$200	$200	$200	$200	$200	$200	$2,000
63531 - Other Expenditure Recovery	($4,500)	($4,500)	($4,700)	($4,900)	($5,100)	($5,300)	($5,500)	($5,700)	($5,900)	($6,100)	($52,200)
63702 - Equipment Costs/Rentals	$13,500	$13,500	$14,000	$14,500	$15,000	$15,500	$16,000	$16,600	$17,200	$17,800	$153,600
63902 - Road Mtce & Construction	$29,000	$31,600	$32,700	$33,800	$35,000	$36,200	$37,500	$38,800	$40,200	$41,600	$356,400
67002 - Interfunc. Equip Operations	$90,000	$92,700	$95,900	$99,300	$102,800	$106,400	$110,100	$114,000	$118,000	$122,100	$1,051,300
67011 - Interfunc. Stock	$40,500	$41,800	$43,300	$44,800	$46,400	$48,000	$49,700	$51,400	$53,200	$55,100	$474,200

	2026	2027	2028	2029	2030	2031	2032	2033	2034	2035	10 Year Total
Usage											
Grand Total	**$592,800**	**$615,000**	**$636,500**	**$658,800**	**$681,900**	**$705,800**	**$730,500**	**$756,100**	**$782,600**	**$810,000**	**$6,970,000**

10 Year Operating Impacts - None

CON-0126 - Structure Detailed Investigations

Project Status: Recurring

Project Type: Transportation - Major Road and Bridge Construction

Region: Grey County

Asset Category: Bridges

Description

Investigations conducted to properly scope future bridge reconstruction projects

Justification

Structure detailed investigations are required to properly scope large bridge rehabilitation projects. They typically involve non-destructive testing using stress and strain gauges to determine structure loading characteristics, and sometimes destructive testing (e.g. removal of deck surface) to determine extent of repairs required.

10 Year Capital Forecast

	2026	2027	2028	2029	2030	2031	2032	2033	2034	2035	10 Year Total
64102 - Professional & Consulting Fees	$95,900	$97,800	$49,900	$50,900	$51,900	$52,900	$54,000	$0	$0	$0	$453,300
Grand Total	**$95,900**	**$97,800**	**$49,900**	**$50,900**	**$51,900**	**$52,900**	**$54,000**	**$0**	**$0**	**$0**	**$453,300**

10 Year Operating Impacts - None

CON-0127 - Catch Basin Repair

Project Status: Recurring

Project Type: Transportation - Major Road and Bridge Construction

Region: Grey County

Asset Category: Stormwater / Culverts

Description

Annual repair program for damaged catch basins and storm structures

Justification

Maintaining assets will reduce the need for future costly repairs. Additionally, repairs help to prolong the service life of a storm catch basin to better align with anticipated replacement schedules for the asset.

10 Year Capital Forecast

	2026	2027	2028	2029	2030	2031	2032	2033	2034	2035	10 Year Total
61010 - Capital Wage and Benefits	$46,500	$48,300	$49,900	$51,600	$53,400	$55,300	$57,200	$59,200	$61,300	$63,400	$546,100
61228 - Boot Allowance	$200	$200	$200	$200	$200	$200	$200	$200	$200	$200	$2,000
63310 - Travel & Meal Expenses	$400	$400	$400	$400	$400	$400	$400	$400	$400	$400	$4,000
63531 - Other Expenditure Recovery	($500)	($500)	($500)	($500)	($500)	($500)	($500)	($500)	($500)	($500)	($5,000)
63702 - Equipment Costs/Rentals	$1,500	$1,500	$1,600	$1,700	$1,800	$1,900	$2,000	$2,100	$2,200	$2,300	$18,600
63902 - Road Mtce & Construction	$3,200	$3,500	$3,600	$3,700	$3,800	$3,900	$4,000	$4,100	$4,200	$4,300	$38,300
67002 - Interfunc. Equip Operations	$10,000	$10,300	$10,700	$11,100	$11,500	$11,900	$12,300	$12,700	$13,100	$13,600	$117,200
67011 - Interfunc. Stock Usage	$4,500	$4,600	$4,800	$5,000	$5,200	$5,400	$5,600	$5,800	$6,000	$6,200	$53,100
Grand Total	**$65,800**	**$68,300**	**$70,700**	**$73,200**	**$75,800**	**$78,500**	**$81,200**	**$84,000**	**$86,900**	**$89,900**	**$774,300**

10 Year Operating Impacts - None

CON-0128 - Inspection and Quality Assurance for Capital Projects

Project Status: Recurring

Project Type: Transportation - Major Road and Bridge Construction

Region: Grey County

Asset Category: Non Tangible Capital Asset

Description

Inspection conducted by County inspectors to ensure capital construction is completed according to the construction specifications

Justification

Substandard materials and workmanship may negatively impact the quality of work and materials supplied. Inspection of construction and quality assurance through material and compaction testing help to ensure a better end product. Aligns with the County goal to increase the level of customer service.

10 Year Capital Forecast

	2026	2027	2028	2029	2030	2031	2032	2033	2034	2035	10 Year Total
61010 - Capital Wage and Benefits	$399,500	$418,000	$432,800	$448,000	$463,700	$480,100	$496,800	$514,300	$532,400	$551,200	$4,736,800
61228 - Boot Allowance	$900	$900	$900	$900	$900	$900	$1,000	$1,000	$1,000	$1,000	$9,400
63070 - Other Materials & Services	$800	$800	$800	$800	$800	$800	$900	$900	$900	$900	$8,400
63310 - Travel & Meal Expenses	$20,000	$20,200	$20,900	$21,600	$22,400	$23,200	$24,000	$24,800	$25,700	$26,600	$229,400
63702 - Equipment Costs/Rentals	$1,000	$1,000	$1,000	$1,000	$1,000	$1,000	$1,100	$1,100	$1,100	$1,100	$10,400
64102 - Professional & Consulting Fees	$135,000	$135,000	$139,700	$144,600	$149,700	$154,900	$160,300	$165,900	$171,700	$177,700	$1,534,500
67002 - Interfunc. Equip Operations	$18,000	$18,100	$18,700	$19,400	$20,100	$20,800	$21,500	$22,300	$23,100	$23,900	$205,900
67009 - Interfunc. Sign Manufacturing	$5,000	$5,200	$5,400	$5,600	$5,800	$6,000	$6,200	$6,400	$6,600	$6,800	$59,000
Grand Total	**$580,200**	**$599,200**	**$620,200**	**$641,900**	**$664,400**	**$687,700**	**$711,800**	**$736,700**	**$762,500**	**$789,200**	**$6,793,800**

10 Year Operating Impacts - None

CON-0129 - In-House Engineering Costs for Capital Projects

Project Status: Recurring

Project Type: Transportation - Major Road and Bridge Construction

Region: Grey County

Asset Category: Non Tangible Capital Asset

Description

Staff design time for capital construction projects

Justification

Typically the ongoing activities of the Engineering Department to carry on the daily business of delivering and administrating the major capital construction program and maintain County traffic signals. Aligns with the County goal to increase the level of customer service.

10 Year Capital Forecast

	2026	2027	2028	2029	2030	2031	2032	2033	2034	2035	10 Year Total
61010 - Capital Wage and Benefits	$607,300	$644,700	$667,400	$690,700	$715,000	$739,900	$765,900	$792,700	$820,500	$849,100	$7,293,200
61228 - Boot Allowance	$1,500	$1,500	$1,500	$1,600	$1,600	$1,700	$1,700	$1,800	$1,800	$1,900	$16,600
63070 - Other Materials & Services	$700	$700	$700	$800	$800	$800	$800	$800	$800	$800	$7,700
63310 - Travel & Meal Expenses	$15,000	$18,000	$18,600	$19,300	$20,000	$20,700	$21,400	$22,100	$22,900	$23,700	$201,700
63702 - Equipment Costs/Rentals	$4,000	$4,000	$4,100	$4,200	$4,300	$4,500	$4,700	$4,900	$5,100	$5,300	$45,100
67002 - Interfunc. Equip Operations	$17,000	$17,100	$17,700	$18,300	$18,900	$19,600	$20,300	$21,000	$21,700	$22,500	$194,100
Grand Total	**$645,500**	**$686,000**	**$710,000**	**$734,900**	**$760,600**	**$787,200**	**$814,800**	**$843,300**	**$872,800**	**$903,300**	**$7,758,400**

10 Year Operating Impacts - None

CON-0130 - External Engineering Costs

Project Status: Recurring

Project Type: Transportation - Major Road and Bridge Construction

Region: Grey County

Asset Category: Non Tangible Capital Asset

Description

Consultant costs for partner construction projects and environmental assets/design studies

Justification

The external costs associated with detailed designs and contract administration for projects completed by external consultants. These costs are typically associated with joint projects between the County and various member municipalities or neighbouring counties. Aligns with the County goal to increase the level of customer service.

10 Year Capital Forecast

	2026	2027	2028	2029	2030	2031	2032	2033	2034	2035	10 Year Total
64102 - Professional & Consulting Fees	$298,000	$304,000	$310,000	$316,200	$322,500	$329,000	$335,600	$342,300	$349,100	$356,100	$3,262,800
Grand Total	**$298,000**	**$304,000**	**$310,000**	**$316,200**	**$322,500**	**$329,000**	**$335,600**	**$342,300**	**$349,100**	**$356,100**	**$3,262,800**

10 Year Operating Impacts - None

CON-0131 - Land Acquisitions

Project Status: Recurring

Project Type: Transportation - Major Road and Bridge Construction

Region: Grey County

Asset Category: Land and Land Improvements

Description

To purchase property for capital construction projects or widening of County right-of-way

Justification

Land acquisitions required to continue to promote a 30 metre right of way County wide and to accommodate various road designs requiring additional property.

10 Year Capital Forecast

	2026	2027	2028	2029	2030	2031	2032	2033	2034	2035	10 Year Total
63911 - Land	$99,000	$101,100	$102,900	$105,000	$107,100	$109,300	$111,500	$113,700	$116,000	$118,300	$1,083,900
64100 - Legal Fees	$5,000	$5,000	$5,200	$5,300	$5,400	$5,500	$5,600	$5,700	$5,800	$5,900	$54,400
Grand Total	**$104,000**	**$106,100**	**$108,100**	**$110,300**	**$112,500**	**$114,800**	**$117,100**	**$119,400**	**$121,800**	**$124,200**	**$1,138,300**

10 Year Operating Impacts - None

CON-0138 - Grey Road 40 Culvert Lining: (978, 979, 980, 981, 1002)

Project Status: Rolled Forward

Project Type: Transportation - Major Road and Bridge Construction

Region: Grey Highlands

Asset Category: Roads

Description

These culverts where removed from the Grey Road 40 capital project as there would be a savings to complete the work separately using a lining method.

Justification

PVC Fold and Form Liners are a non-destructive method of lining existing culverts. At depths were conventional methods of replacement would be expensive, lining is a viable option.

10 Year Capital Forecast

	2026	2027	2028	2029	2030	2031	2032	2033	2034	2035	10 Year Total
49400 - Transfer From Reserve	($94,000)	$0	$0	$0	$0	$0	$0	$0	$0	$0	($94,000)
64902 - Road Mtce & Construction	$94,000	$0	$0	$0	$0	$0	$0	$0	$0	$0	$94,000
Grand Total	**$0**	**$0**	**$0**	**$0**	**$0**	**$0**	**$0**	**$0**	**$0**	**$0**	**$0**

10 Year Operating Impacts - None

CON-0139 - Grey Road 1 Slope Stabilization (1015-1016)

Project Status: Rolled Forward

Project Type: Transportation - Major Road and Bridge Construction

Region: Georgian Bluffs

Asset Category: Roads

Description

This portion of Grey Road 1 in the Township of Georgian Bluffs is in close proximity to the escarpment bluff and shows signs of failure. Count County, in Consultation with PNJ Consulting Inc. have determined the escarpment slope to to be stabilized to ensure safe service is delivered.

Justification

The section of Grey Road 1 is approximately 630m NW of Cedar Hill Park.The County Road needs study concluded the road requires significant reinforcement on the escapement side lane. A slope stabilization Study was undertaken by PNL Consulting, and a solution of earth nailing has been determined to best suit the situation.

10 Year Capital Forecast

	2026	2027	2028	2029	2030	2031	2032	2033	2034	2035	10 Year Total
49425 - From Reserve - Gas Tax	$0	($560,000)	$0	$0	$0	$0	$0	$0	$0	$0	($560,000)
64902 - Road Mtce & Construction	$0	$728,300	$0	$0	$0	$0	$0	$0	$0	$0	$728,300
Grand Total	**$0**	**$168,300**	**$0**	**$0**	**$0**	**$0**	**$0**	**$0**	**$0**	**$0**	**$168,300**

10 Year Operating Impacts - None

CON-0141 - Grey Road 14 Pulverize and Pave: Southgate SRD 11 to Cedarville west limits (14006-14009)

Project Status: Rolled Forward

Project Type: Transportation - Major Road and Bridge Construction

Region: Southgate

Asset Category: Roads

Description

Road section asphalt platform widening to address road deficiencies, improve level of service, and replace asphalt approaching its end of life.

Justification

The County's Road needs study has concluded that this road requires both lifts of asphalt to be replaced, and base material and drainage improvements are required over a significant portion of the overall length. Consequences of not completing this work are increased maintenance costs, a risk to road users safety, and increased risk to the County.

10 Year Capital Forecast

	2026	2027	2028	2029	2030	2031	2032	2033	2034	2035	10 Year Total
49425 - From Reserve - Gas Tax	($1,554,600)	$0	$0	$0	$0	$0	$0	$0	$0	$0	($1,554,600)
64902 - Road Mtce & Construction	$2,391,300	$0	$0	$0	$0	$0	$0	$0	$0	$0	$2,391,300
Grand Total	**$836,700**	**$0**	**$0**	**$0**	**$0**	**$0**	**$0**	**$0**	**$0**	**$0**	**$836,700**

10 Year Operating Impacts - None

CON-0142 - Grey Road 17 Microsurface: Highway 6 to Centre Road (17015-17021)

Project Status: Rolled Forward

Project Type: Transportation - Major Road and Bridge Construction

Region: Georgian Bluffs

Asset Category: Roads

Description

Microsurfacing includes the application of polymer modified cationic emulsified asphalt cement and aggregates over existing asphalt roadways.

Justification

This section of Grey Road 17 is an east west County road between HWY 6 and Wolseley. It is north of Owen Sound in the Township of Georgian Bluffs.
The County's Road needs study has concluded that this road requires a microsurface to prolong the life of the running course asphalt.
Consequences of not completing this work are increase maintenance costs, a risk to road users safety, and increased risk to the County.

10 Year Capital Forecast

	2026	2027	2028	2029	2030	2031	2032	2033	2034	2035	10 Year Total
49425 - From Reserve - Gas Tax	$0	$0	($901,500)	$0	$0	$0	$0	$0	$0	$0	($901,500)
64902 - Road Mtce & Construction	$0	$0	$1,151,000	$0	$0	$0	$0	$0	$0	$0	$1,151,000
Grand Total	**$0**	**$0**	**$249,500**	**$0**	**$0**	**$0**	**$0**	**$0**	**$0**	**$0**	**$249,500**

10 Year Operating Impacts - None

CON-0144 - Grey Road 11 Microsurface: Highway 26 to 4431m south (11006, 11009,11012)

Project Status: Rolled Forward

Project Type: Transportation - Major Road and Bridge Construction

Region: Meaford

Asset Category: Roads

Description

Microsurfacing includes the application of polymer modified cationic emulsified asphalt cement and aggregates over existing asphalt roadways.

Justification

This section of Grey Road 11 is a north south County road between HWY 26 and Grey Road 18. It is just east of Owen Sound in the Municipality of Meaford.
The County's Road needs study has concluded that this road requires a microsurface to prolong the life of the running course asphalt.
Consequences of not completing this work are increase maintenance costs, a risk to road users safety, and increased risk to the County.

10 Year Capital Forecast

	2026	2027	2028	2029	2030	2031	2032	2033	2034	2035	10 Year Total
49425 - From Reserve - Gas Tax	$0	$0	($431,400)	$0	$0	$0	$0	$0	$0	$0	($431,400)
64902 - Road Mtce & Construction	$0	$0	$489,200	$0	$0	$0	$0	$0	$0	$0	$489,200
Grand Total	**$0**	**$0**	**$57,800**	**$0**	**$0**	**$0**	**$0**	**$0**	**$0**	**$0**	**$57,800**

10 Year Operating Impacts - None

CON-0145 - Grey Road 15 Pulverize & Pave Rehabilitation: 359393 Grey Road 15 to Tom Thompson Lane (15054-15057)

Project Status: Rolled Forward

Project Type: Transportation - Major Road and Bridge Construction

Region: Owen Sound

Asset Category: Roads

Description

Road section platform widening to address road deficiencies, improve level of service, and replace asphalt approaching its end of life.

Justification

This portion of Grey Road 15 is a north south County Road 359393 Grey Road 15 and Tom Thompson Lane in the Municipality of Meaford. The County's Road needs study has concluded that this road requires the existing asphalt platform is to be replaced, and base material and drainage improvements are required over a significant portion of the overall length. The Cycling and Trails Masterplan identifies this road as being a signed route, while the development charges by-law identifies this road as requiring platform widening. Consequences of not completing this work are increase maintenance costs, a risk to road users safety, and increased risk to the County.

10 Year Capital Forecast

	2026	2027	2028	2029	2030	2031	2032	2033	2034	2035	10 Year Total
49400 - Transfer From Reserve	$0	$0	$0	($777,400)	$0	$0	$0	$0	$0	$0	($777,400)
64902 - Road Mtce & Construction	$0	$0	$0	$777,400	$0	$0	$0	$0	$0	$0	$777,400
Grand Total	**$0**	**$0**	**$0**	**$0**	**$0**	**$0**	**$0**	**$0**	**$0**	**$0**	**$0**

10 Year Operating Impacts - None

CON-0146 - Grey Road 2 and Grey Road 40 Roundabout

Project Status: Rolled Forward

Project Type: Transportation - Major Road and Bridge Construction

Region: Blue Mountains

Asset Category: Roads

Description

Intersection improvements by altering the configuration from a 2 way stop intersection to a roundabout to improve efficiency and safety. Project is currently scheduled to go to tender early 2028, with construction commencing the same year.

Justification

The intersection of Grey Road 2 and Grey Road 40 can be found southeast of Clarksburg on Grey Road 2 in the Town of The Blue Mountains. Transportation staff determined the need for upgrades the in existing 2 way stop controlled intersection. Due to the volume of traffic and a number of incidents, a roundabout fits the need best. Installing a roundabout in place of a signalized or stop controlled intersection reduces the likelihood of the more severe types of intersection crashes – right-angle, left turn, and head on.Traffic delays and vehicle stops have been shown to be reduced over signalized or stop controlled intersections. Consequences of not completing this work are increased maintenance costs, a risk to road users safety, and increased risk to the County.This project will include pulverize and pave operations on Grey Road 2, north to HWY 26 and south to 24thSR.

10 Year Capital Forecast

	2026	2027	2028	2029	2030	2031	2032	2033	2034	2035	10 Year Total
49415 - From Reserve - Dev. Charges	$0	$0	$0	($2,326,100)	$0	$0	$0	$0	$0	$0	($2,326,100)
64902 - Road Mtce & Construction	$0	$0	$0	$3,101,500	$0	$0	$0	$0	$0	$0	$3,101,500
Grand Total	**$0**	**$0**	**$0**	**$775,400**	**$0**	**$0**	**$0**	**$0**	**$0**	**$0**	**$775,400**

10 Year Operating Impacts - None

CON-0147 - Grey Road 3: Pulverize and Pave: Grey Road 9 to Grey Road 3 (3010)

Project Status: Rolled Forward

Project Type: Transportation - Major Road and Bridge Construction

Region: West Grey

Asset Category: Roads

Description

Road section platform widening to address road deficiencies, improve level of service, and replace asphalt approaching its end of life.

Justification

This part of Grey Road 3 is a north south County Road between Mary Street and Grey Road 9 in the Municipality of West Grey.
The County's Road needs study has concluded that this road requires both lifts of asphalt to be replaced, and base material and drainage improvements are required over a significant portion of the overall length. The Cycling and Trails Masterplan identifies this road as signed.
Consequences of not completing this work are increase maintenance costs, a risk to road users safety, and increased risk to the County.

10 Year Capital Forecast

	2026	2027	2028	2029	2030	2031	2032	2033	2034	2035	10 Year Total
64902 - Road Mtce & Construction	$0	$0	$0	$0	$87,800	$0	$0	$0	$0	$0	$87,800
Grand Total	**$0**	**$0**	**$0**	**$0**	**$87,800**	**$0**	**$0**	**$0**	**$0**	**$0**	**$87,800**

10 Year Operating Impacts - None

CON-0148 - Structure 013-068 Grey Road 13 Clarksburg

Project Status: Rolled Forward

Project Type: Transportation - Major Road and Bridge Construction

Region: Blue Mountains

Asset Category: Stormwater / Culverts

Description

This structure is beyond its useful life and is in need of replacement.

Justification

Structure 013-068 is 35m south of Hillcrest Dr. Clarksburg. Based on the County's OSIM (Ontario Structure Inspection Manual) biennial report, and the maintenance needs and costs, Structure 013-068 will be replaced. Consequences of not completing this work are increase maintenance costs, a risk to road users safety, and increased risk to the County.

10 Year Capital Forecast

	2026	2027	2028	2029	2030	2031	2032	2033	2034	2035	10 Year Total
49400 - Transfer From Reserve	$0	$0	$0	($1,190,700)	$0	$0	$0	$0	$0	$0	($1,190,700)
64902 - Road Mtce & Construction	$0	$0	$0	$1,190,700	$0	$0	$0	$0	$0	$0	$1,190,700
Grand Total	**$0**	**$0**	**$0**	**$0**	**$0**	**$0**	**$0**	**$0**	**$0**	**$0**	**$0**

10 Year Operating Impacts - None

CON-0149 - Grey Road 3 Overlay: Wellington Road 2 to Grey Road 9 (3006-3009)

Project Status: Rolled Forward

Project Type: Transportation - Major Road and Bridge Construction

Region: West Grey

Asset Category: Roads

Description

Placing an additional lift of asphalt to increase the structure of the existing road and extend its useful service life.

Justification

The County's Road needs study has concluded that this road requires an additional asphalt lift to extend the useful life of the asset. Consequences of not completing this work are increase maintenance costs, a risk to road users safety, and increased risk to the County.

10 Year Capital Forecast

	2026	2027	2028	2029	2030	2031	2032	2033	2034	2035	10 Year Total
49400 - Transfer From Reserve	$0	$0	($2,088,400)	$0	$0	$0	$0	$0	$0	$0	($2,088,400)
49425 - From Reserve - Gas Tax	$0	$0	($1,032,000)	$0	$0	$0	$0	$0	$0	$0	($1,032,000)
64902 - Road Mtce & Construction	$0	$0	$3,548,900	$0	$0	$0	$0	$0	$0	$0	$3,548,900
Grand Total	**$0**	**$0**	**$428,500**	**$0**	**$0**	**$0**	**$0**	**$0**	**$0**	**$0**	**$428,500**

10 Year Operating Impacts - None

CON-0150 - Grey Road 5 Pulverize & Pave: 0.4 km West of Concession 11 to 0.6 km West of Grey Road 3 (5004)

Project Status: Rolled Forward

Project Type: Transportation - Major Road and Bridge Construction

Region: West Grey

Asset Category: Roads

Description

Road section platform widening to address road deficiencies, improve level of service, and replace asphalt approaching its end of life.

Justification

This part of Grey Road 5 is an east west County Road between Grey Road 3 and Grey Road 10 in the Township of Georgian Bluffs.
The County's Road needs study has concluded that this road requires both lifts of asphalt to be replaced, and base material and drainage improvements are required over a significant portion of the overall length. The Cycling and Trails Masterplan identifies this road as requiring paved shoulders. Consequences of not completing this work are increased maintenance costs, a risk to road users safety, and increased risk to the County.

10 Year Capital Forecast

	2026	2027	2028	2029	2030	2031	2032	2033	2034	2035	10 Year Total
49400 - Transfer From Reserve	$0	$0	$0	$0	($617,200)	$0	$0	$0	$0	$0	($617,200)
49425 - From Reserve - Gas Tax	$0	$0	$0	$0	($775,200)	$0	$0	$0	$0	$0	($775,200)
64902 - Road Mtce & Construction	$0	$0	$0	$0	$1,495,600	$0	$0	$0	$0	$0	$1,495,600
Grand Total	**$0**	**$0**	**$0**	**$0**	**$103,200**	**$0**	**$0**	**$0**	**$0**	**$0**	**$103,200**

10 Year Operating Impacts - None

CON-0151 - Grey Road 15 Pulverize & Pave Rehabilitation: North Limit of OS - 359393 Grey Road 15 (15042-15051)

Project Status: Rolled Forward

Project Type: Transportation - Major Road and Bridge Construction

Region: Meaford

Asset Category: Roads

Description

Road section platform widening to address road deficiencies, improve level of service, and replace asphalt approaching its end of life.

Justification

This part of Grey Road 15 is a north south County Road North Limit of Owen Sound - 359393 Grey Road 15 Municipality of Meaford.
The County's Road needs study has concluded that this road requires both lifts of asphalt to be replaced, and base material and drainage improvements are required over a significant portion of the overall length. The Cycling and Trails Masterplan identifies this road as requiring paved shoulders. Consequences of not completing this work are increased maintenance costs, a risk to road users safety, and increased risk to the County.

10 Year Capital Forecast

	2026	2027	2028	2029	2030	2031	2032	2033	2034	2035	10 Year Total
49425 - From Reserve - Gas Tax	$0	$0	$0	($2,472,200)	$0	$0	$0	$0	$0	$0	($2,472,200)
64902 - Road Mtce & Construction	$0	$0	$0	$3,149,400	$0	$0	$0	$0	$0	$0	$3,149,400
Grand Total	**$0**	**$0**	**$0**	**$677,200**	**$0**	**$0**	**$0**	**$0**	**$0**	**$0**	**$677,200**

10 Year Operating Impacts - None

CON-0152 - Grey Road 18 Cream: Grey Road 5 to Highway 6/10 (18009-18010)

Project Status: Rolled Forward

Project Type: Transportation - Major Road and Bridge Construction

Region: Georgian Bluffs

Asset Category: Roads

Description

Cold In-place Recycled Expanded Asphalt Mix: Full depth pulverizing of all existing asphalt where both the old asphalt and a portion of the granular base is mixed with expanded asphalt to produce a new asphalt platform.

Justification

Grey Road 18 is an east west County Road between Grey Road 5 and Highway 6/10 the Municipality of Meaford.
The County's Road needs study has concluded that this road requires both lifts of asphalt to be replaced. Due to the existing platform width drainage improvements will not be required over a significant portion of the overall length. The Cycling and Trails Masterplan identifies this road as accommodating paved shoulders. Consequences of not completing this work are increase maintenance costs, a risk to road users safety, and increased risk to the County.

10 Year Capital Forecast

	2026	2027	2028	2029	2030	2031	2032	2033	2034	2035	10 Year Total
51100 - Provincial Conditional Grant	$0	$0	$0	$0	($1,836,900)	$0	$0	$0	$0	$0	($1,836,900)
64902 - Road Mtce & Construction	$0	$0	$0	$0	$2,937,200	$0	$0	$0	$0	$0	$2,937,200
Grand Total	**$0**	**$0**	**$0**	**$0**	**$1,100,300**	**$0**	**$0**	**$0**	**$0**	**$0**	**$1,100,300**

10 Year Operating Impacts - None

CON-0153 - Grey Road 2 Pulverize and Pave: Dufferin County Line to Grey Road 4 (2003-2009)

Project Status: Rolled Forward

Project Type: Transportation - Major Road and Bridge Construction

Region: Southgate

Asset Category: Roads

Description

Road section platform widening to address road deficiencies, improve level of service, and replace asphalt approaching its end of life.

Justification

This part of Grey Road 2 is a north south County Road between the Dufferin County Line and Grey Road 4 in the Municipality of Grey Highlands. The County's Road needs study has concluded that this road requires both lifts of asphalt to be replaced, and base material and drainage improvements are required over a significant portion of the overall length. The Cycling and Trails Masterplan identifies this road as requiring paved shoulders. Consequences of not completing this work are increased maintenance costs, a risk to road users safety, and increased risk to the County.

10 Year Capital Forecast

	2026	2027	2028	2029	2030	2031	2032	2033	2034	2035	10 Year Total
49400 - Transfer From Reserve	$0	$0	$0	$0	$0	$0	$0	($2,288,700)	$0	$0	($2,288,700)
51100 - Provincial Conditional Grant	$0	$0	$0	$0	$0	$0	$0	($3,836,900)	$0	$0	($3,836,900)
64902 - Road Mtce & Construction	$0	$0	$0	$0	$0	$0	$0	$6,125,600	$0	$0	$6,125,600
Grand Total	**$0**	**$0**	**$0**	**$0**	**$0**	**$0**	**$0**	**$0**	**$0**	**$0**	**$0**

10 Year Operating Impacts - None

CON-0154 - Grey Road 4 Reconstruction: West Limit of Ceylon to East Limit of Ceylon (4072)

Project Status: Rolled Forward

Project Type: Transportation - Major Road and Bridge Construction

Region: Grey Highlands

Asset Category: Roads

Description

The removal and replacement of all or, most of the road and infrastructure found below the road. In this case the reconstruction includes the road, and storm infrastructure.

Justification

This part of Grey Road 4 is an east west County Road between the east and west limits of Ceylon.
The County's Road needs study has indicated these road section require replacement. Geotechnical challenges present to support proposed cross section. Existing Storm sewers require further investigation to determine replacement needs and the outlet will need to be reviewed. Consequences of not completing this work are increase maintenance costs, a risk to road users safety, and increased risk to the County.

10 Year Capital Forecast

	2026	2027	2028	2029	2030	2031	2032	2033	2034	2035	10 Year Total
49400 - Transfer From Reserve	$0	$0	$0	$0	$0	$0	$0	($435,000)	$0	$0	($435,000)
64902 - Road Mtce & Construction	$0	$0	$0	$0	$0	$0	$0	$435,000	$0	$0	$435,000
Grand Total	**$0**	**$0**	**$0**	**$0**	**$0**	**$0**	**$0**	**$0**	**$0**	**$0**	**$0**

10 Year Operating Impacts - None

CON-0156 - Grey Road 15 Pulverize and Pave: 4.1 km North of Highway 26 to Highway 26 (15070-15073)

Project Status: Rolled Forward

Project Type: Transportation - Major Road and Bridge Construction

Region: Meaford

Asset Category: Roads

Description

Road section platform widening to address road deficiencies, improve level of service, and replace asphalt approaching its end of life.

Justification

This portion of Grey Road 15 is a north south County Road between Highway 26 and 4.1km north of Highway 26 in the Municipality of Meaford. The County's Road needs study has concluded that this road requires the existing asphalt platform is to be replaced, and base material and drainage improvements are required over a significant portion of the overall length. The Cycling and Trails Masterplan identifies this road as being a signed route, while the development charges by-law identifies this road as requiring platform widening. Consequences of not completing this work are increase maintenance costs, a risk to road users safety, and increased risk to the County.

10 Year Capital Forecast

	2026	2027	2028	2029	2030	2031	2032	2033	2034	2035	10 Year Total
49400 - Transfer From Reserve	$0	$0	$0	$0	$0	$0	$0	$0	($931,200)	$0	($931,200)
49425 - From Reserve - Gas Tax	$0	$0	$0	$0	$0	$0	$0	$0	($314,200)	$0	($314,200)
64902 - Road Mtce & Construction	$0	$0	$0	$0	$0	$0	$0	$0	$2,600,200	$0	$2,600,200
Grand Total	**$0**	**$0**	**$0**	**$0**	**$0**	**$0**	**$0**	**$0**	**$1,354,800**	**$0**	**$1,354,800**

10 Year Operating Impacts - None

CON-0157 - Grey Road 17 Pulverize and Pave Rehabilitation: Grey Road 17A - Grey Road 170 (17005-17008)

Project Status: Rolled Forward

Project Type: Transportation - Major Road and Bridge Construction

Region: Georgian Bluffs

Asset Category: Roads

Description

Road section platform widening to address road deficiencies, improve level of service, and replace asphalt approaching its end of life.

Justification

This part of Grey Road 17 is a north south County Road between Grey Road 17A and Grey Road 170 in the Township of Georgian Bluffs. The County's Road needs study has concluded that this road requires both lifts of asphalt to be replaced, and base material and drainage improvements are required over a significant portion of the overall length. The Cycling and Trails Masterplan identifies this road as requiring paved shoulders. Consequences of not completing this work are increased maintenance costs, a risk to road users safety, and increased risk to the County.

10 Year Capital Forecast

	2026	2027	2028	2029	2030	2031	2032	2033	2034	2035	10 Year Total
49400 - Transfer From Reserve	$0	$0	$0	$0	$0	$0	($2,873,900)	$0	$0	$0	($2,873,900)
64902 - Road Mtce & Construction	$0	$0	$0	$0	$0	$0	$2,873,900	$0	$0	$0	$2,873,900
Grand Total	**$0**	**$0**	**$0**	**$0**	**$0**	**$0**	**$0**	**$0**	**$0**	**$0**	**$0**

10 Year Operating Impacts - None

CON-0161 - Grey Road 1 Pulverize and Pave: Scott Street to 503313 Grey Road 1 (1009-1021)

Project Status: New

Project Type: Transportation - Major Road and Bridge Construction

Region: Georgian Bluffs

Asset Category: Roads

Description

Grey Road 1 Pulverize and Pave for approximately 12.0 km.

Justification

This part of Grey Road 1 is an east west County Road between Scott Street and 503313 Grey Road 1 in the Township of Georgian Bluffs. The County's Road needs study has concluded that this road requires both lifts of asphalt to be replaced, and base material and drainage improvements are required over a significant portion of the overall length. Consequences of not completing this work are increased maintenance costs, a risk to road users safety, and increased risk to the County.

10 Year Capital Forecast

	2026	2027	2028	2029	2030	2031	2032	2033	2034	2035	10 Year Total
49400 - Transfer From Reserve	$0	$0	$0	$0	$0	$0	$0	$0	$0	($3,739,900)	($3,739,900)
49425 - From Reserve - Gas Tax	$0	$0	$0	$0	$0	$0	$0	$0	$0	($2,351,200)	($2,351,200)
64902 - Road Mtce & Construction	$0	$0	$0	$0	$0	$0	$0	$0	$0	$6,091,100	$6,091,100
Grand Total	**$0**	**$0**	**$0**	**$0**	**$0**	**$0**	**$0**	**$0**	**$0**	**$0**	**$0**

10 Year Operating Impacts - None

CON-0163 - Grey Road 4 Pulverize and Pave: East Limit Ceylon to .6 km East of West Limit Flesherton (4075-4078)

Project Status: New

Project Type: Transportation - Major Road and Bridge Construction

Region: Grey Highlands

Asset Category: Roads

Description

Grey Road 4 will be pulverized and paved for approximately 1.9 km, east of Flesherton.

Justification

This part of Grey Road 4 is an east west County Road between the east limit of Ceylon to .6 km East of west limit of Flesherton in Grey Highlands. The County's Road needs study has concluded that this road requires both lifts of asphalt to be replaced, and base material and drainage improvements are required over a significant portion of the overall length. Consequences of not completing this work are increased maintenance costs, a risk to road users safety, and increased risk to the County.

10 Year Capital Forecast

	2026	2027	2028	2029	2030	2031	2032	2033	2034	2035	10 Year Total
49425 - From Reserve - Gas Tax	$0	$0	($855,800)	$0	$0	$0	$0	$0	$0	$0	($855,800)
64902 - Road Mtce & Construction	$0	$0	$1,068,300	$0	$0	$0	$0	$0	$0	$0	$1,068,300
Grand Total	**$0**	**$0**	**$212,500**	**$0**	**$0**	**$0**	**$0**	**$0**	**$0**	**$0**	**$212,500**

10 Year Operating Impacts - None

CON-0164 - Grey Road 5 Pulverize & Pave: 0.4 km East of Concession 7 to Grey Road 18 (5012 - 5014)

Project Status: New

Project Type: Transportation - Major Road and Bridge Construction

Region: Georgian Bluffs

Asset Category: Roads

Description

Grey Road 5 will be pulverized and paved for approximately 2.3 km.

Justification

This part of Grey Road 5 is an east west County Road between 0.4 km East of Concession 7 and Grey Road 18 in Georgian Bluffs. The County's Road needs study has concluded that this road requires both lifts of asphalt to be replaced, and base material and drainage improvements are required over a significant portion of the overall length. Consequences of not completing this work are increased maintenance costs, a risk to road users safety, and increased risk to the County.

10 Year Capital Forecast

	2026	2027	2028	2029	2030	2031	2032	2033	2034	2035	10 Year Total
64902 - Road Mtce & Construction	$0	$0	$0	$0	$0	$0	$1,400,700	$0	$0	$0	$1,400,700
Grand Total	**$0**	**$0**	**$0**	**$0**	**$0**	**$0**	**$1,400,700**	**$0**	**$0**	**$0**	**$1,400,700**

10 Year Operating Impacts - None

CON-0166 - Grey Road 15 Reconstruction: Tom Thompson Lane to 303049 Grey Road 15 (Part of 15060)

Project Status: New

Project Type: Transportation - Major Road and Bridge Construction

Region: Meaford

Asset Category: Roads

Description

The reconstruction of part of Grey Road 15 between Tom Thomson Lane and 303049 Grey Road 15. This project will include asphalt platform widening and the replacement of existing stormwater infrastructure.

Justification

These works were left out of the 2020 project due to their complexity and financial impact on that year's budget. This work will finished the needed surface rehabilitation and the replacement of failing stormwater infrastructure.

10 Year Capital Forecast

	2026	2027	2028	2029	2030	2031	2032	2033	2034	2035	10 Year Total
49400 - Transfer From Reserve	$0	$0	($700,000)	$0	$0	$0	$0	$0	$0	$0	($700,000)
64902 - Road Mtce & Construction	$0	$0	$861,800	$0	$0	$0	$0	$0	$0	$0	$861,800
Grand Total	**$0**	**$0**	**$161,800**	**$0**	**$0**	**$0**	**$0**	**$0**	**$0**	**$0**	**$161,800**

10 Year Operating Impacts - None

CON-0167 - Grey Road 16 and Concession 5 Derby / 6: Roundabout

Project Status: New

Project Type: Transportation - Major Road and Bridge Construction

Region: Chatsworth

Asset Category: Roads

Description

Intersection improvements by altering the configuration from a 2 way stop intersection to a roundabout to improve efficiency and safety.

Justification

The intersection of Grey Road 16 and Concession 5/6 can be found southwest of Chatsworth on Grey Road 16, the boundary shared by Chatsworth and Georgian Bluffs. Transportation staff determined the need for upgrades the in existing 2 way stop controlled intersection. Due to the volume of traffic and a number of incidents, a roundabout fits the need best. Installing a roundabout in place of a signalized or stop controlled intersection reduces the likelihood of the more severe types of intersection crashes – right-angle, left turn, and head on.Traffic delays and vehicle stops have been shown to be reduced over signalized or stop controlled intersections. Consequences of not completing this work are increased maintenance costs, a risk to road users safety, and increased risk to the County

10 Year Capital Forecast

	2026	2027	2028	2029	2030	2031	2032	2033	2034	2035	10 Year Total
49415 - From Reserve - Dev. Charges	$0	$0	$0	$0	$0	$0	$0	$0	$0	($873,200)	($873,200)
49425 - From Reserve - Gas Tax	$0	$0	$0	$0	$0	$0	$0	$0	$0	($1,021,200)	($1,021,200)
64902 - Road Mtce & Construction	$0	$0	$0	$0	$0	$0	$0	$0	$0	$3,492,700	$3,492,700
Grand Total	**$0**	**$0**	**$0**	**$0**	**$0**	**$0**	**$0**	**$0**	**$0**	**$1,598,300**	**$1,598,300**

10 Year Operating Impacts - None

CON-0169 - Grey Road 19 and Grey Road 21 Intersection Upgrades (Utility Relocations)

Project Status: Rolled Forward

Project Type: Transportation - Major Road and Bridge Construction

Region: Blue Mountains

Asset Category: Roads

Description

Utility relocation to support the Grey Road 19/21 Roundabout project

Justification

Improve operational efficiency, reduce delay, and increase safety of the intersection. Partner project with Simcoe County. Intersection is continuing to see increasing delay and reduced efficiencies due to increased traffic as a result of the continuing development in the Blue Mountain area. Utility relocations required in advance of the Grey Road 19/21 roundabout construction. Intersection requires a large amount of relocation work to avoid conflicts with the proposed design. Includes Hydro One, EPCOR, Enbridge, Bell, and Rogers.

10 Year Capital Forecast

	2026	2027	2028	2029	2030	2031	2032	2033	2034	2035	10 Year Total
53001 - Other Municipalities	($828,800)	$0	$0	$0	$0	$0	$0	$0	$0	$0	($828,800)
64902 - Road Mtce & Construction	$1,657,500	$0	$0	$0	$0	$0	$0	$0	$0	$0	$1,657,500
Grand Total	**$828,700**	**$0**	**$0**	**$0**	**$0**	**$0**	**$0**	**$0**	**$0**	**$0**	**$828,700**

10 Year Operating Impacts - None

CON-0170 - Grey Road 19 and Grey Road 21 Intersection Upgrades (Booster Pumping Station)

Project Status: Rolled Forward

Project Type: Transportation - Major Road and Bridge Construction

Region: Blue Mountains

Asset Category: Roads

Description

A Blue Mountains booster station is to be constructed to replace the one occupying land where the Grey Road 19/21 roundabout is to be constructed.

Justification

Improve operational efficiency, reduce delay, and increase safety of the intersection. Partner project with Simcoe County. Intersection is continuing to see increasing delay and reduced efficiencies due to increased traffic as a result of the continuing development in the Blue Mountain area. Utility relocations required in advance of the Grey Road 19/21 roundabout construction. Intersection requires a large amount of relocation work to avoid conflicts with the proposed design. Includes Hydro One, EPCOR, Enbridge, Bell, and Rogers.

10 Year Capital Forecast

	2026	2027	2028	2029	2030	2031	2032	2033	2034	2035	10 Year Total
49400 - Transfer From Reserve	($484,100)	$0	$0	$0	$0	$0	$0	$0	$0	$0	($484,100)
49415 - From Reserve - Dev. Charges	($1,452,300)	$0	$0	$0	$0	$0	$0	$0	$0	$0	($1,452,300)
53001 - Other Municipalities	($666,200)	$0	$0	$0	$0	$0	$0	$0	$0	$0	($666,200)
53002 - Lower Tier Municipalities	($1,936,300)	$0	$0	$0	$0	$0	$0	$0	$0	$0	($1,936,300)
64902 - Road Mtce & Construction	$4,538,900	$0	$0	$0	$0	$0	$0	$0	$0	$0	$4,538,900
Grand Total	**$0**	**$0**	**$0**	**$0**	**$0**	**$0**	**$0**	**$0**	**$0**	**$0**	**$0**

10 Year Operating Impacts - None

CON-0168 - Grey Road 17 Pulverize and Pave Rehabilitation: Grey Road 17B - Grey Road 17A (17002-17004)

Project Status: New

Project Type: Transportation - Major Road and Bridge Construction

Region: Georgian Bluffs

Asset Category: Roads

Description

Grey Road 17 is to be pulverized and paved for approximately 4.9 km.

Justification

This part of Grey Road 17 is a north south County Road between Grey Road 17B and Grey Road 17A Georgian Bluffs. The County's Road needs study has concluded that this road requires both lifts of asphalt to be replaced, and base material and drainage improvements are required over a significant portion of the overall length. Consequences of not completing this work are increased maintenance costs, a risk to road users safety, and increased risk to the County.

10 Year Capital Forecast

	2026	2027	2028	2029	2030	2031	2032	2033	2034	2035	10 Year Total
64902 - Road Mtce & Construction	$0	$0	$0	$0	$0	$0	$0	$3,015,900	$0	$0	$3,015,900
Grand Total	**$0**	**$0**	**$0**	**$0**	**$0**	**$0**	**$0**	**$3,015,900**	**$0**	**$0**	**$3,015,900**

10 Year Operating Impacts - None

CON-0171 - Grey Road 23 Overlay: Grey Road 9 to Grey Road 4 (23003-23009)

Project Status: New

Project Type: Transportation - Major Road and Bridge Construction

Region: West Grey

Asset Category: Roads

Description

Grey Road 23 shall have an asphalt overlay applied.

Justification

This part of Grey Road 23 is a north south County Road between Grey Road 9 and Grey Road 4 in Southgate and West Grey. The County's Road needs study has concluded that this road requires an additional lift of asphalt be placed, over the entire length. Consequences of not completing this work are increased maintenance costs, a risk to road users safety, and increased risk to the County.

10 Year Capital Forecast

	2026	2027	2028	2029	2030	2031	2032	2033	2034	2035	10 Year Total
49400 - Transfer From Reserve	$0	$0	$0	$0	$0	$0	$0	$0	($2,808,400)	$0	($2,808,400)
64902 - Road Mtce & Construction	$0	$0	$0	$0	$0	$0	$0	$0	$2,808,400	$0	$2,808,400
Grand Total	**$0**	**$0**	**$0**	**$0**	**$0**	**$0**	**$0**	**$0**	**$0**	**$0**	**$0**

10 Year Operating Impacts - None

CON-0173 - Concession 12 Land Acquisition: Grey Road 10 To Grey Road 3

Project Status: New

Project Type: Transportation - Major Road and Bridge Construction

Region: West Grey

Asset Category: Land and Land Improvements

Description

Land Acquisition to support reconstruction to a County Standard.

Justification

The existing road does not meet vertical geometric requirements for a posted 80km/h posted speed and is not wide enough to provide adequate refuge and snow storage. These improvements will require a wider ROW than is currently available.

10 Year Capital Forecast

	2026	2027	2028	2029	2030	2031	2032	2033	2034	2035	10 Year Total
49400 - Transfer From Reserve	$0	($711,600)	$0	$0	$0	$0	$0	$0	$0	$0	($711,600)
64902 - Road Mtce & Construction	$0	$711,600	$0	$0	$0	$0	$0	$0	$0	$0	$711,600
Grand Total	**$0**	**$0**	**$0**	**$0**	**$0**	**$0**	**$0**	**$0**	**$0**	**$0**	**$0**

10 Year Operating Impacts - None

CON-0174 - Concession 12 Roadside Tree Clearing: Grey Road 10 To Grey Road 3

Project Status: New

Project Type: Transportation - Major Road and Bridge Construction

Region: West Grey

Asset Category: Non Tangible Capital Asset

Description

Clearing, Grubbing, and Tree Removal

Justification

Once transferred to County ownership of concession 12 between Grey Road 10 and Grey Road 3 will have the roadside environment cleared and grubbed, including tree removal. This will be done to facilitate platform widening profile changes, as well as improving clear zone and sight distances at intersections and entrances.

10 Year Capital Forecast

	2026	2027	2028	2029	2030	2031	2032	2033	2034	2035	10 Year Total
49400 - Transfer From Reserve	$0	$0	($350,200)	$0	$0	$0	$0	$0	$0	$0	($350,200)
49415 - From Reserve - Dev. Charges	$0	$0	($233,500)	$0	$0	$0	$0	$0	$0	$0	($233,500)
64902 - Road Mtce & Construction	$0	$0	$583,700	$0	$0	$0	$0	$0	$0	$0	$583,700
Grand Total	**$0**	**$0**	**$0**	**$0**	**$0**	**$0**	**$0**	**$0**	**$0**	**$0**	**$0**

10 Year Operating Impacts - None

CON-0175 - Concession 12 Utility Relocations (Hydro, Gas, Bell): Grey Road 10 To Grey Road 3

Project Status: New

Project Type: Transportation - Major Road and Bridge Construction

Region: West Grey

Asset Category: Roads

Description

Utility relocation to support the reconstruction of Concession 12 to a County standard.

Justification

Utility relocations required in advance of the road construction. This road requires a large amount of relocation work to avoid conflicts with the future design.

10 Year Capital Forecast

	2026	2027	2028	2029	2030	2031	2032	2033	2034	2035	10 Year Total
49400 - Transfer From Reserve	$0	$0	($1,018,700)	$0	$0	$0	$0	$0	$0	$0	($1,018,700)
49415 - From Reserve - Dev. Charges	$0	$0	($679,200)	$0	$0	$0	$0	$0	$0	$0	($679,200)
64902 - Road Mtce & Construction	$0	$0	$1,697,900	$0	$0	$0	$0	$0	$0	$0	$1,697,900
Grand Total	**$0**	**$0**	**$0**	**$0**	**$0**	**$0**	**$0**	**$0**	**$0**	**$0**	**$0**

10 Year Operating Impacts - None

CON-0176 - Concession 12 Full Reconstruction to County Standard: Grey Road 10 To Grey Road 3

Project Status: New

Project Type: Transportation - Major Road and Bridge Construction

Region: West Grey

Asset Category: Roads

Description

Complete reconstruction to County standard

Justification

This part of Concession 12 is an east west County Road between Grey Road 10 and Grey Road 3 in West Grey. The County's Road Exchange Task Force has concluded that this road is to be upgraded to County status and standard. This will include platform widening, profile adjustments, guiderail installation, paint marking, and drainage improvements over a significant portion of the overall length. Consequences of not completing this work are increased maintenance costs, a risk to road users safety, and increased risk to the County.

10 Year Capital Forecast

	2026	2027	2028	2029	2030	2031	2032	2033	2034	2035	10 Year Total
49415 - From Reserve - Dev. Charges	$0	$0	$0	$0	$0	($3,786,100)	$0	$0	$0	$0	($3,786,100)
49425 - From Reserve - Gas Tax	$0	$0	$0	$0	$0	($1,840,400)	$0	$0	$0	$0	($1,840,400)
64902 - Road Mtce & Construction	$0	$0	$0	$0	$0	$9,465,100	$0	$0	$0	$0	$9,465,100
Grand Total	**$0**	**$0**	**$0**	**$0**	**$0**	**$3,838,600**	**$0**	**$0**	**$0**	**$0**	**$3,838,600**

10 Year Operating Impacts - None

CON-0177 - Concession 12 40mm Overlay: Grey Road 3 to Sideroad 25

Project Status: New

Project Type: Transportation - Major Road and Bridge Construction

Region: West Grey

Asset Category: Roads

Description

40mm HL-4 preservation overlay

Justification

This overlay should provide time under a reasonable PCI to develop the reconstruction plan for this section of new County road.

10 Year Capital Forecast

	2026	2027	2028	2029	2030	2031	2032	2033	2034	2035	10 Year Total
64902 - Road Mtce & Construction	$0	$651,100	$0	$0	$0	$0	$0	$0	$0	$0	$651,100
Grand Total	**$0**	**$651,100**	**$0**	**$0**	**$0**	**$0**	**$0**	**$0**	**$0**	**$0**	**$651,100**

10 Year Operating Impacts - None

CON-0178 - Concession 12 Land Acquisition: Grey Road 3 to Sideroad 25

Project Status: New

Project Type: Transportation - Major Road and Bridge Construction

Region: West Grey

Asset Category: Land and Land Improvements

Description

Land Acquisition to support reconstruction to a County Standard.

Justification

The existing road does not meet vertical geometric requirements for a posted 80km/h posted speed and is not wide enough to provide adequate refuge and snow storage. These improvements will require a wider ROW than is currently available.

10 Year Capital Forecast

	2026	2027	2028	2029	2030	2031	2032	2033	2034	2035	10 Year Total
49400 - Transfer From Reserve	$0	$0	$0	$0	($89,000)	$0	$0	$0	$0	$0	($89,000)
64902 - Road Mtce & Construction	$0	$0	$0	$0	$139,500	$0	$0	$0	$0	$0	$139,500
Grand Total	**$0**	**$0**	**$0**	**$0**	**$50,500**	**$0**	**$0**	**$0**	**$0**	**$0**	**$50,500**

10 Year Operating Impacts - None

CON-0182 - Concession 12 40mm Overlay: Sideroad 25 to Highway 6

Project Status: New

Project Type: Transportation - Major Road and Bridge Construction

Region: West Grey

Asset Category: Roads

Description

Once transferred to the County, Concession 12 will have a 40mm hot-mix asphalt overlay applied between Sideroad 25 and Highway 6

Justification

The existing asphalt platform is a single lift of asphalt. A second lift will increase the useful life of this portion of Concession 12.

10 Year Capital Forecast

	2026	2027	2028	2029	2030	2031	2032	2033	2034	2035	10 Year Total
49400 - Transfer From Reserve	$0	($1,052,200)	$0	$0	$0	$0	$0	$0	$0	$0	($1,052,200)
64902 - Road Mtce & Construction	$0	$1,052,200	$0	$0	$0	$0	$0	$0	$0	$0	$1,052,200
Grand Total	**$0**	**$0**	**$0**	**$0**	**$0**	**$0**	**$0**	**$0**	**$0**	**$0**	**$0**

10 Year Operating Impacts - None

CON-0183 - Concession 12 Land Acquisition: Sideroad 25 to Highway 6

Project Status: New

Project Type: Transportation - Major Road and Bridge Construction

Region: West Grey

Asset Category: Land and Land Improvements

Description

Land Acquisition to support reconstruction to a County Standard.

Justification

The existing road does not meet vertical geometric requirements for a posted 80km/h posted speed and is not wide enough to provide adequate refuge and snow storage. These improvements will require a wider ROW than is currently available.

10 Year Capital Forecast

	2026	2027	2028	2029	2030	2031	2032	2033	2034	2035	10 Year Total
49400 - Transfer From Reserve	$0	($575,400)	$0	$0	$0	$0	$0	$0	$0	$0	($575,400)
64902 - Road Mtce & Construction	$0	$697,100	$0	$0	$0	$0	$0	$0	$0	$0	$697,100
Grand Total	**$0**	**$121,700**	**$0**	**$0**	**$0**	**$0**	**$0**	**$0**	**$0**	**$0**	**$121,700**

10 Year Operating Impacts - None

CON-0184 - Concession 12 Three Structure Replacements: Sideroad 25 to Highway 6

Project Status: New

Project Type: Transportation - Major Road and Bridge Construction

Region: West Grey

Asset Category: Bridges

Description

The replacement of three existing structure all beyond their useful lives.

Justification

These structures are beyond their EUL, do not meet the Ontario Bridge Code, and are not wide enough to convey traffic per the County standard.

10 Year Capital Forecast

	2026	2027	2028	2029	2030	2031	2032	2033	2034	2035	10 Year Total
49400 - Transfer From Reserve	$0	($3,239,800)	$0	$0	$0	$0	$0	$0	$0	$0	($3,239,800)
49425 - From Reserve - Gas Tax	$0	($1,962,200)	$0	$0	$0	$0	$0	$0	$0	$0	($1,962,200)
64902 - Road Mtce & Construction	$0	$5,202,000	$0	$0	$0	$0	$0	$0	$0	$0	$5,202,000
Grand Total	**$0**	**$0**	**$0**	**$0**	**$0**	**$0**	**$0**	**$0**	**$0**	**$0**	**$0**

10 Year Operating Impacts - None

CON-0185 - Concession 12 Roadside Tree Clearing: Sideroad 25 to Highway 6

Project Status: New

Project Type: Transportation - Major Road and Bridge Construction

Region: West Grey

Asset Category: Non Tangible Capital Asset

Description

Clearing, Grubbing, and Tree Removal

Justification

Once transferred to County ownership this portion of Concession 12 between Sideroad 25 and Highway 26 will have the roadside environment cleared and grubbed, including tree removal. This will be done to facilitate platform widening profile changes, as well as improving clear zone and sight distances at intersections and entrances.

10 Year Capital Forecast

	2026	2027	2028	2029	2030	2031	2032	2033	2034	2035	10 Year Total
49415 - From Reserve - Dev. Charges	$0	$0	$0	($69,600)	$0	$0	$0	$0	$0	$0	($69,600)
64902 - Road Mtce & Construction	$0	$0	$0	$174,100	$0	$0	$0	$0	$0	$0	$174,100
Grand Total	**$0**	**$0**	**$0**	**$104,500**	**$0**	**$0**	**$0**	**$0**	**$0**	**$0**	**$104,500**

10 Year Operating Impacts - None

CON-0186 - Concession 12 Utility Relocation (Hydro, Gas, Bell): Sideroad 25 to Highway 6

Project Status: New

Project Type: Transportation - Major Road and Bridge Construction

Region: West Grey

Asset Category: Roads

Description

Utility relocation to support the reconstruction of Concession 12.

Justification

Utility relocations required in advance of the Concession 12 reconstruction between Sideroad 25 and Highway 26. This type of construction requires a large amount of relocation work to avoid conflicts with the proposed design.

10 Year Capital Forecast

	2026	2027	2028	2029	2030	2031	2032	2033	2034	2035	10 Year Total
49400 - Transfer From Reserve	$0	$0	$0	$0	($1,059,900)	$0	$0	$0	$0	$0	($1,059,900)
49415 - From Reserve - Dev. Charges	$0	$0	$0	$0	($706,600)	$0	$0	$0	$0	$0	($706,600)
64902 - Road Mtce & Construction	$0	$0	$0	$0	$1,766,500	$0	$0	$0	$0	$0	$1,766,500
Grand Total	**$0**	**$0**	**$0**	**$0**	**$0**	**$0**	**$0**	**$0**	**$0**	**$0**	**$0**

10 Year Operating Impacts - None

CON-0188 - Concession 11 50mm Overlay: Grey Road 14 to Highway 89

Project Status: New

Project Type: Transportation - Major Road and Bridge Construction

Region: Southgate

Asset Category: Roads

Description

Once transferred to the County, Concession 11 will have a 50mm hot-mix asphalt overlay applied between Grey Road 14 and Highway 89.

Justification

The existing asphalt platform is a single lift of asphalt constructed in 2024 by Southgate. A second lift will increase the useful life of this portion of Concession 11.

10 Year Capital Forecast

	2026	2027	2028	2029	2030	2031	2032	2033	2034	2035	10 Year Total
49425 - From Reserve - Gas Tax	$0	($707,000)	$0	$0	$0	$0	$0	$0	$0	$0	($707,000)
64902 - Road Mtce & Construction	$0	$919,700	$0	$0	$0	$0	$0	$0	$0	$0	$919,700
Grand Total	**$0**	**$212,700**	**$0**	**$0**	**$0**	**$0**	**$0**	**$0**	**$0**	**$0**	**$212,700**

10 Year Operating Impacts - None

CON-0190 - Bentinck-Sullivan TL Land Acquisition: Grey Road 10 to Grey Road 3

Project Status: New

Project Type: Transportation - Major Road and Bridge Construction

Region: West Grey

Asset Category: Land and Land Improvements

Description

Land Acquisition to support reconstruction to a County Standard.

Justification

The existing road does not meet vertical geometric requirements for a posted 80km/h posted speed and is not wide enough to provide adequate refuge and snow storage. These improvements will require a wider ROW than is currently available.

10 Year Capital Forecast

	2026	2027	2028	2029	2030	2031	2032	2033	2034	2035	10 Year Total
64902 - Road Mtce & Construction	$0	$566,300	$0	$0	$0	$0	$0	$0	$0	$0	$566,300
Grand Total	**$0**	**$566,300**	**$0**	**$0**	**$0**	**$0**	**$0**	**$0**	**$0**	**$0**	**$566,300**

10 Year Operating Impacts - None

CON-0191 - Bentinck-Sullivan TL Roadside Tree Cutting: Grey Road 10 to Grey Road 3

Project Status: New

Project Type: Transportation - Major Road and Bridge Construction

Region: West Grey

Asset Category: Non Tangible Capital Asset

Description

Clearing, Grubbing, and Tree Removal

Justification

Once transferred to County ownership the Bentinck-Sullivan TL between Grey Road 10 and Grey Road 3 will have the roadside environment cleared and grubbed, including tree removal. This will be done to facilitate platform widening profile changes, as well as improving clear zone and sight distances at intersections and entrances.

10 Year Capital Forecast

	2026	2027	2028	2029	2030	2031	2032	2033	2034	2035	10 Year Total
49415 - From Reserve - Dev. Charges	$0	($54,400)	$0	$0	$0	$0	$0	$0	$0	$0	($54,400)
64902 - Road Mtce & Construction	$0	$135,900	$0	$0	$0	$0	$0	$0	$0	$0	$135,900
Grand Total	**$0**	**$81,500**	**$0**	**$0**	**$0**	**$0**	**$0**	**$0**	**$0**	**$0**	**$81,500**

10 Year Operating Impacts - None

CON-0192 - Bentinck-Sullivan TL Full Reconstruction to County Standard: Grey Road 10 to Grey Road 3

Project Status: New

Project Type: Transportation - Major Road and Bridge Construction

Region: West Grey

Asset Category: Roads

Description

Full reconstruction of Bentinck-Sullivan Townline between Grey Road 10 and Grey Road 3

Justification

Bentinck-Sullivan TL between Grey Road 10 and Grey Road 3 is not to a County standing regarding vertical and horizontal geometry. The existing platform is narrow and the profile includes locations where sight distances, and comfort levels cannot be met given the posted speed limit. The reconstruction will include platform widening profile changes, as well as improving clear zone and sight distances at intersections and entrances.

10 Year Capital Forecast

	2026	2027	2028	2029	2030	2031	2032	2033	2034	2035	10 Year Total
49415 - From Reserve - Dev. Charges	$0	$0	$0	($3,193,100)	$0	$0	$0	$0	$0	$0	($3,193,100)
51100 - Provincial Conditional Grant	$0	$0	$0	($3,836,900)	$0	$0	$0	$0	$0	$0	($3,836,900)
64902 - Road Mtce & Construction	$0	$0	$0	$7,982,700	$0	$0	$0	$0	$0	$0	$7,982,700
Grand Total	**$0**	**$0**	**$0**	**$952,700**	**$0**	**$0**	**$0**	**$0**	**$0**	**$0**	**$952,700**

10 Year Operating Impacts - None

CON-0193 - Bentinck-Sullivan TL Utility Relocation (Hydro, Gas, Bell): Grey Road 10 to Grey Road 3

Project Status: New

Project Type: Transportation - Major Road and Bridge Construction

Region: West Grey

Asset Category: Roads

Description

Utility relocations

Justification

Future reconstruction of this road will require the relocation of existing utilities prior to commencement. Planned platform widening and profile changes will cause conflicts if the utilities are not relocated.

10 Year Capital Forecast

	2026	2027	2028	2029	2030	2031	2032	2033	2034	2035	10 Year Total
49415 - From Reserve - Dev. Charges	$0	($10,400)	$0	$0	$0	$0	$0	$0	$0	$0	($10,400)
64902 - Road Mtce & Construction	$0	$26,000	$0	$0	$0	$0	$0	$0	$0	$0	$26,000
Grand Total	**$0**	**$15,600**	**$0**	**$0**	**$0**	**$0**	**$0**	**$0**	**$0**	**$0**	**$15,600**

10 Year Operating Impacts - None

CON-0194 - Concession 5/6 Line Painting and Localized Minor Rehab: Grey Road 18 to Grey Road 40

Project Status: New

Project Type: Transportation - Major Road and Bridge Construction

Region: Chatsworth

Asset Category: Roads

Description

Line Painting and localized rehab.

Justification

Currently, Concession 5/6 does not have center or edge paint markings. These will be implemented after transfer to the County. Also, minor works will be undertaken to improve deteriorated surface material and ride.

10 Year Capital Forecast

	2026	2027	2028	2029	2030	2031	2032	2033	2034	2035	10 Year Total
64902 - Road Mtce & Construction	$0	$41,600	$0	$0	$0	$0	$0	$0	$0	$0	$41,600
Grand Total	**$0**	**$41,600**	**$0**	**$0**	**$0**	**$0**	**$0**	**$0**	**$0**	**$0**	**$41,600**

10 Year Operating Impacts - None

CON-0195 - Concession 5/6 50mm Overlay - Concession 6: Grey Road 16 to Grey Road 40

Project Status: New

Project Type: Transportation - Major Road and Bridge Construction

Region: Chatsworth

Asset Category: Roads

Description

50 mm asphalt overlay of Concession 6 between Grey Road 16 and Grey Road 40.

Justification

Once transferred to the County, Concession 6 will have a 50 mm hot-mix asphalt overlay applied between Grey Road 16 and Grey Road 40. This will be done to extend the useful life of the road. Full reconstruction including platform widening and profile changes will be undertaken at a later date.

10 Year Capital Forecast

	2026	2027	2028	2029	2030	2031	2032	2033	2034	2035	10 Year Total
49400 - Transfer From Reserve	$0	$0	($901,200)	$0	$0	$0	$0	$0	$0	$0	($901,200)
49415 - From Reserve - Dev. Charges	$0	$0	($600,700)	$0	$0	$0	$0	$0	$0	$0	($600,700)
64902 - Road Mtce & Construction	$0	$0	$1,501,900	$0	$0	$0	$0	$0	$0	$0	$1,501,900
Grand Total	**$0**	**$0**	**$0**	**$0**	**$0**	**$0**	**$0**	**$0**	**$0**	**$0**	**$0**

10 Year Operating Impacts - None

CON-0196 - Concession 5/6 - Concession 5 Asphalt Patching and Overlay: Grey Road 18 to Grey Road 16

Project Status: New

Project Type: Transportation - Major Road and Bridge Construction

Region: Chatsworth

Asset Category: Roads

Description

50 mm asphalt overly for Concession 5/6 - Concession 5 between Grey Road 18 and Grey Road 16

Justification

Once transferred to the County, Concession 5 will have a 50 mm hot-mix asphalt overlay applied between Grey Road 18 and Grey Road 16. This will be done to extend the useful life of the road. Full reconstruction including platform widening and profile changes will be undertaken at a later date.

10 Year Capital Forecast

	2026	2027	2028	2029	2030	2031	2032	2033	2034	2035	10 Year Total
49400 - Transfer From Reserve	$0	$0	$0	$0	$0	($1,263,900)	$0	$0	$0	$0	($1,263,900)
64902 - Road Mtce & Construction	$0	$0	$0	$0	$0	$1,593,800	$0	$0	$0	$0	$1,593,800
Grand Total	**$0**	**$0**	**$0**	**$0**	**$0**	**$329,900**	**$0**	**$0**	**$0**	**$0**	**$329,900**

10 Year Operating Impacts - None

CON-0198 - Grey Road 4 Pulverize and Pave: East of Flesherton to West of Maxwell (4093, 4096, 4098, 4099)

Project Status: New

Project Type: Transportation - Major Road and Bridge Construction

Region: Grey Highlands

Asset Category: Roads

Description

Surface and base course asphalt approaching the end of its useful service life and will be replaced.

Justification

This portion of Grey Road 4 is an east west County Road between Flesherton and Maxwell in the Municipality of Grey Highlands.
The County's Road needs study has concluded that this road requires both lifts of asphalt to be replaced, and base material and drainage improvements are required over a significant portion of the overall length. The Cycling and Trails Masterplan identifies this road as a signed route.
Consequences of not completing this work are increase maintenance costs, a risk to road users safety, and increased risk to the County.

10 Year Capital Forecast

	2026	2027	2028	2029	2030	2031	2032	2033	2034	2035	10 Year Total
49425 - From Reserve - Gas Tax	$0	$0	$0	$0	$0	$0	$0	$0	$0	($6,139,000)	($6,139,000)
64902 - Road Mtce & Construction	$0	$0	$0	$0	$0	$0	$0	$0	$0	$7,974,600	$7,974,600
Grand Total	**$0**	**$0**	**$0**	**$0**	**$0**	**$0**	**$0**	**$0**	**$0**	**$1,835,600**	**$1,835,600**

10 Year Operating Impacts - None

CON-0199 - Grey Road 4 Pulverize and Pave: West of Maxwell to 2.5km east of Grey Road 2 (4101, 4102)

Project Status: New

Project Type: Transportation - Major Road and Bridge Construction

Region: Grey Highlands

Asset Category: Roads

Description

Surface and base course asphalt approaching the end of its useful service life and will be replaced.

Justification

This portion of Grey Road 4 is an east west County Road between Grey Road 2 and Maxwell in the Municipality of Grey Highlands.
The County's Road needs study has concluded that this road requires both lifts of asphalt to be replaced, and base material and drainage improvements are required over a significant portion of the overall length. The Cycling and Trails Masterplan identifies this road as a signed route.
Consequences of not completing this work are increase maintenance costs, a risk to road users safety, and increased risk to the County.

10 Year Capital Forecast

	2026	2027	2028	2029	2030	2031	2032	2033	2034	2035	10 Year Total
49400 - Transfer From Reserve	$0	$0	$0	$0	$0	$0	$0	($134,900)	$0	$0	($134,900)
64902 - Road Mtce & Construction	$0	$0	$0	$0	$0	$0	$0	$1,764,300	$0	$0	$1,764,300
Grand Total	**$0**	**$0**	**$0**	**$0**	**$0**	**$0**	**$0**	**$1,629,400**	**$0**	**$0**	**$1,629,400**

10 Year Operating Impacts - None

CON-0201 - Grey Road 124 Ciream: Dufferin Boundary to Singhampton (124003-124015)

Project Status: New

Project Type: Transportation - Major Road and Bridge Construction

Region: Grey Highlands

Asset Category:

Description

Cold In-place Recycled Expanded Asphalt Mix: Full depth pulverizing of all existing asphalt where both the old asphalt and a portion of the granular base is mixed with expanded asphalt to produce a new asphalt platform.

Justification

Grey Road 124 is a boundary road shared between Simcoe County and Grey County from Singhampton and the Dufferin County / Grey County border.
A meeting with Simcoe County has concluded that this road requires both lifts of asphalt to be replaced. Due to the existing platform width drainage improvements will not be required over a significant portion of the overall length. Consequences of not completing this work are increase maintenance costs, a risk to road users safety, and increased risk to the County

10 Year Capital Forecast

	2026	2027	2028	2029	2030	2031	2032	2033	2034	2035	10 Year Total
49400 - Transfer From Reserve	$0	$0	$0	$0	$0	$0	$0	($3,354,000)	$0	$0	($3,354,000)
53001 - Other Municipalities	$0	$0	$0	$0	$0	$0	$0	($3,354,100)	$0	$0	($3,354,100)
64902 - Road Mtce & Construction	$0	$0	$0	$0	$0	$0	$0	$6,708,100	$0	$0	$6,708,100
Grand Total	**$0**	**$0**	**$0**	**$0**	**$0**	**$0**	**$0**	**$0**	**$0**	**$0**	**$0**

10 Year Operating Impacts - None

CON-0200 - Road Exchange Transfer Payments

Project Status: New

Project Type: Transportation - Major Road and Bridge Construction

Region: Grey County

Asset Category: Non Tangible Capital Asset

Description

Transfer payments to Member Municipalities determined through the Road Excahnge Task Force

Justification

In alignment with the Transportation Master Plan and Council directives, modifications to the County road network and urban road maintenance responsibilities have been initiated. The objective is to optimize the configuration of the road system and enhance the management of transportation infrastructure within municipal urban boundaries.
As directed by the Task Force, a transfer payment schedule has been developed to span a 10-year period, after which the payments will be discontinued. These payments are funded through the Transportation Services capital budget and will directly impact the capital planning process over the duration of the schedule.

10 Year Capital Forecast

	2026	2027	2028	2029	2030	2031	2032	2033	2034	2035	10 Year Total
66006 - Payments to Lower Tiers	$1,240,900	$2,109,500	$2,426,600	$2,619,800	$2,821,100	$3,030,600	$3,095,400	$3,147,600	$3,186,200	$3,210,100	$26,887,800
Grand Total	**$1,240,900**	**$2,109,500**	**$2,426,600**	**$2,619,800**	**$2,821,100**	**$3,030,600**	**$3,095,400**	**$3,147,600**	**$3,186,200**	**$3,210,100**	**$26,887,800**

10 Year Operating Impacts - None

CON-0202 - Grey Road 12 Rural Reconstruction: 503571 Grey Road 12 East 735 m

Project Status: New

Project Type: Transportation - Major Road and Bridge Construction

Region: Grey Highlands

Asset Category: Roads

Description

Rural Reconstruction Near Waudby

Justification

An approximate 800 m stretch fo Grey Road 12 has rutted and cracked in a way that indicates a subsurface failure. This rural reconstruction will excavate 600 mm +/- and build up from there improving strength and drainage in the process. Rutting this severe causes maintenance issues and has the potential for impeding snow removal.

10 Year Capital Forecast

	2026	2027	2028	2029	2030	2031	2032	2033	2034	2035	10 Year Total
49425 - From Reserve - Gas Tax	($1,009,400)	$0	$0	$0	$0	$0	$0	$0	$0	$0	($1,009,400)
64902 - Road Mtce & Construction	$1,009,400	$0	$0	$0	$0	$0	$0	$0	$0	$0	$1,009,400
Grand Total	**$0**	**$0**	**$0**	**$0**	**$0**	**$0**	**$0**	**$0**	**$0**	**$0**	**$0**

10 Year Operating Impacts - None

Facilities, Depots & Domes Capital Summary
2026 Budget

Revenues

	2024 Actuals	2025 Budget	2025 Year End Projection	2026 Budget	2026 vs 2025 Budget	2027 Projection	2027 vs 2026 Budget
49400 - Transfer From Reserve	($312,467)	($9,603,500)	($2,868,200)	($7,361,700)	$2,241,800	($2,495,300)	$4,866,400
49415 - From Reserve - Dev. Charges	$0	($720,000)	$0	($720,000)	$0	$0	$720,000
51100 - Provincial Conditional Grant	$0	($70,000)	($70,000)	($50,000)	$20,000	$0	$50,000
Grand Total	**($312,467)**	**($10,393,500)**	**($2,938,200)**	**($8,131,700)**	**$2,261,800**	**($2,495,300)**	**$5,636,400**

Other Expenses

	2024 Actuals	2025 Budget	2025 Year End Projection	2026 Budget	2026 vs 2025 Budget	2027 Projection	2027 vs 2026 Budget
63403 - Maintenance of Buildings	$32,723	$408,500	$250,000	$124,400	($284,100)	$24,900	($99,500)
63531 - Other Expenditure Recovery	($2,158)	$0	$0	$0	$0	$0	$0
63702 - Equipment Costs/Rentals	$4,020	$0	$0	$0	$0	$0	$0
63911 - Land	$5,000	$1,600,000	$1,629,500	$0	($1,600,000)	$0	$0
64102 - Professional & Consulting Fees	$0	$0	$50,000	$0	$0	$0	$0
64120 - Purchased Service	$270,723	$8,385,000	$2,537,400	$8,007,300	($377,700)	$2,470,400	($5,536,900)
67002 - Interfunc. Equip Operations	$1,420	$0	$0	$0	$0	$0	$0
67011 - Interfunc. Stock Usage	$784	$0	$0	$0	$0	$0	$0
69100 - Transfer to Reserves	$375,500	$0	$0	$0	$0	$0	$0
69106 - Transfer to Reserve Asset Mgmt	$0	$386,500	$386,500	$397,700	$11,200	$409,100	$11,400
Grand Total	**$688,012**	**$10,780,000**	**$4,853,400**	**$8,529,400**	**($2,250,600)**	**$2,904,400**	**($5,625,000)**

Net Levy

	2024 Actuals	2025 Budget	2025 Year End Projection	2026 Budget	2026 vs 2025 Budget	2027 Projection	2027 vs 2026 Budget
Facilities, Depots and Domes	$378,291	$386,500	$1,915,200	$397,700	$11,200	$409,100	$11,400

Facilities, Depots & Domes Capital Projects - 2026 - 2028 Total Expenditures

	2026	2027	2028	2029	2030	2031	2032	2033	2034	2035
HOU-0003 - Patrol D - New Facility (Ceylon)	$7,760,300	$0	$0	$0	$0	$0	$0	$0	$0	$0
HOU-0005 - Patrol B - Kimberley Dome Contingency	$50,000	$0	$0	$0	$0	$0	$0	$0	$0	$0
HOU-0011 - Various Locations - Electric Vehicle Chargers	$100,000	$0	$0	$0	$0	$0	$0	$0	$0	$0
HOU-0013 - Patrol A Chatsworth - Bridge Crew Storage Building	$0	$128,800	$0	$0	$0	$0	$0	$0	$0	$0
HOU-0014 - Patrol A Chatsworth - Electrical Distribution, Domestic Water Supply and Septic System	$100,000	$0	$0	$0	$0	$0	$0	$0	$0	$0
HOU-0018 - Patrol A Chatsworth - Infra-Red Radiant Heaters	$20,000	$0	$0	$0	$0	$0	$0	$0	$0	$0
HOU-0020 - Patrol A Chatsworth - Parking Lot and Sidewalk	$0	$280,800	$0	$0	$0	$0	$0	$0	$0	$0
HOU-0021 - Patrol C Ayton - Parking Lot	$0	$160,000	$0	$0	$0	$0	$0	$0	$0	$0
HOU-0022 - Patrol A Chatsworth - Depot Roofing System	$0	$0	$260,100	$0	$0	$0	$0	$0	$0	$0
HOU-0023 - Patrol B Kimberley - Replace Asphalt Parking Lot	$0	$0	$0	$25,000	$0	$0	$0	$0	$0	$0
HOU-0024 - Patrol C Ayton - Air Conditioning Unit	$0	$0	$0	$6,600	$0	$0	$0	$0	$0	$0
HOU-0025 - Patrol C Ayton - Centralized Exhaust System	$0	$0	$0	$20,000	$0	$0	$0	$0	$0	$0
HOU-0026 - Patrol C Ayton - Air Exchangers	$0	$0	$0	$11,900	$0	$0	$0	$0	$0	$0
HOU-0027 - Patrol C Ayton - Domestic Water Treatment System	$0	$0	$0	$5,300	$0	$0	$0	$0	$0	$0
HOU-0028 - Patrol C Ayton - Forced Air Gas Furnace	$0	$0	$0	$6,600	$0	$0	$0	$0	$0	$0
HOU-0029 - Patrol C Ayton - Infra-Red Heaters	$0	$0	$0	$19,800	$0	$0	$0	$0	$0	$0
HOU-0030 - Patrol B Clarksburg - Replace sand building	$0	$1,860,000	$0	$0	$0	$0	$0	$0	$0	$0
HOU-0031 - Patrol A Chatsworth - Sanitary Waste Removal System	$0	$0	$0	$0	$79,200	$0	$0	$0	$0	$0
HOU-0032 - Patrol A Chatsworth - Air Conditioning Unit	$0	$0	$0	$0	$6,600	$0	$0	$0	$0	$0
HOU-0033 - Patrol A Chatsworth - Replace Flag Poles	$0	$0	$0	$0	$12,400	$0	$0	$0	$0	$0
HOU-0034 - Patrol A Chatsworth - Replace Lockers	$0	$0	$0	$0	$11,000	$0	$0	$0	$0	$0
HOU-0035 - Patrol A Chatsworth - Bridge Crew Building Replace Overhead Door	$0	$0	$0	$0	$15,000	$0	$0	$0	$0	$0

	2026	2027	2028	2029	2030	2031	2032	2033	2034	2035
HOU-0036 - Patrol A Chatsworth - Storage Shed Replace Overhead Door	$0	$0	$0	$0	$15,000	$0	$0	$0	$0	$0
HOU-0037 - Patrol B Clarksburg - Air Conditioning Unit	$0	$0	$0	$0	$6,600	$0	$0	$0	$0	$0
HOU-0038 - Patrol B Clarksburg - Replace Ceramic Tiles	$0	$0	$0	$0	$10,900	$0	$0	$0	$0	$0
HOU-0039 - Patrol B Clarksburg - Repair Floor Drains	$0	$0	$0	$0	$23,400	$0	$0	$0	$0	$0
HOU-0040 - Patrol B Clarksburg - Repair Furnace	$0	$0	$0	$0	$12,400	$0	$0	$0	$0	$0
HOU-0041 - Patrol C Ayton - Replace Overhead Doors	$0	$0	$0	$0	$141,300	$0	$0	$0	$0	$0
HOU-0042 - Patrol C Ayton - Replace Exterior Doors	$0	$0	$0	$0	$31,100	$0	$0	$0	$0	$0
HOU-0043 - Patrol C Ayton - Replace Fuel Tanks	$0	$0	$0	$0	$18,900	$0	$0	$0	$0	$0
HOU-0044 - Patrol C Ayton - Replace Plywood	$0	$0	$0	$0	$18,700	$0	$0	$0	$0	$0
HOU-0045 - Patrol C Ayton - Replace Exit Signs and Emergency Lighting	$0	$0	$0	$0	$9,700	$0	$0	$0	$0	$0
HOU-0046 - Patrol A Chatsworth - Caulking of Windows and Doors	$0	$0	$0	$0	$0	$2,100	$0	$0	$0	$0
HOU-0047 - Patrol A Chatsworth - Replace Liquid Anti-Ice Storage Tanks	$0	$0	$0	$0	$0	$12,700	$0	$0	$0	$0
HOU-0048 - Patrol B Meaford - Storage Shed Replace Overhead Door	$0	$0	$0	$0	$0	$15,100	$0	$0	$0	$0
HOU-0049 - Patrol B Clarksburg - Paint Walls in Office Area	$0	$0	$0	$0	$0	$9,400	$0	$0	$0	$0
HOU-0050 - Patrol B Clarksburg - Sanitary Waste Removal System	$0	$0	$0	$0	$0	$80,800	$0	$0	$0	$0
HOU-0051 - Patrol C Ayton - Paint Walls in Office Area	$0	$0	$0	$0	$0	$6,700	$0	$0	$0	$0
HOU-0052 - Patrol C Ayton - Replace Door Openers	$0	$0	$0	$0	$0	$10,800	$0	$0	$0	$0
HOU-0054 - Patrol C Ayton - Replace Liquid Anti-Ice Storage Tanks	$0	$0	$0	$0	$0	$17,800	$0	$0	$0	$0
HOU-0055 - Patrol C Ayton - Replace Oil Tanks	$0	$0	$0	$0	$0	$19,000	$0	$0	$0	$0
HOU-0056 - Patrol B Clarksburg - Replace Lockers	$0	$0	$0	$0	$0	$0	$11,000	$0	$0	$0
HOU-0057 - Patrol B Clarksburg - Replace Roof	$0	$0	$0	$0	$0	$0	$357,000	$0	$0	$0
HOU-0058 - Patrol B Clarksburg - Replace Aluminum Soffit and Fascia	$0	$0	$0	$0	$0	$0	$15,500	$0	$0	$0
HOU-0059 - Patrol B Clarksburg - Replace Aluminum Downspouts and Eavestroughs	$0	$0	$0	$0	$0	$0	$12,600	$0	$0	$0
HOU-0060 - Capital Depot Repairs - Miscellaneous	$24,400	$24,900	$25,400	$25,900	$26,400	$27,000	$27,500	$28,100	$28,700	$29,300

	2026	2027	2028	2029	2030	2031	2032	2033	2034	2035
HOU-0061 - Transfer to Reserves - Climate Change Initiatives	$31,800	$32,400	$33,000	$33,700	$34,400	$35,100	$35,800	$36,500	$37,200	$37,900
HOU-0062 - Transfer to Reserves - Dome/Depot Repairs and Replacement Reserves	$365,900	$376,700	$387,700	$398,900	$410,300	$421,900	$433,700	$442,400	$451,200	$460,200
HOU-0063 - Patrol A Chatsworth - Removal of Asbestos	$47,000	$0	$0	$0	$0	$0	$0	$0	$0	$0
HOU-0066 - Patrol B Kimberley - Winter Dome Decommissioning	$0	$40,800	$0	$0	$0	$0	$0	$0	$0	$0
HOU-0067 - Patrol D Dundalk Depot - Renovations	$0	$0	$0	$0	$0	$0	$0	$0	$0	$200,000
HOU-0068 - Patrol B Clarksburg Depot Renovations	$0	$0	$0	$0	$0	$0	$0	$0	$0	$200,000
HOU-0069 - Patrol B Clarksburg - Floor Drains	$30,000	$0	$0	$0	$0	$0	$0	$0	$0	$0
HOU-0070 - Patrol C Ayton - Replace Heat Recovery Ventilators	$0	$0	$0	$0	$0	$0	$0	$0	$26,900	$0
Grand Total	**$8,529,400**	**$2,904,400**	**$706,200**	**$553,700**	**$883,300**	**$658,400**	**$893,100**	**$507,000**	**$544,000**	**$927,400**

HOU-0003 - Patrol D - New Facility (Ceylon)

Project Status: Rebudgeted

Project Type: Transportation - Facilities, Depots and Domes

Region: Southgate

Asset Category: Buildings

Description

This project is to combine operations of the Dundalk depot and the leased Flesherton depot at one location that is central to the patrol. The Dundalk facility is in poor condition and not practical to rebuild on the 3 acre site. The new depot will facilitate a new mechanics bay as well.

Justification

Land was acquired in April 2025 at the intersection of Grey Road 4 and Grey Road 14. The new Grey County patrol yard building is intended to be built similar to the Simcoe County building in Creemore. The Creemore building was built in 2018 at a cost of $4,700,000 without a winter material storage building. Staff have adjusted this costing for inflation, added in a material storage building and added project management costs the tender is expected to close in late 2025 and staff will report back to council on pricing at this time

10 Year Capital Forecast

	2026	2027	2028	2029	2030	2031	2032	2033	2034	2035	10 Year Total
49400 - Transfer From Reserve	($7,040,300)	$0	$0	$0	$0	$0	$0	$0	$0	$0	($7,040,300)
49415 - From Reserve - Dev. Charges	($720,000)	$0	$0	$0	$0	$0	$0	$0	$0	$0	($720,000)
64120 - Purchased Service	$7,760,300	$0	$0	$0	$0	$0	$0	$0	$0	$0	$7,760,300
Grand Total	**$0**	**$0**	**$0**	**$0**	**$0**	**$0**	**$0**	**$0**	**$0**	**$0**	**$0**

10 Year Operating Impacts - None

HOU-0005 - Patrol B - Kimberley Dome Contingency

Project Status: Rolled Forward

Project Type: Transportation - Facilities, Depots and Domes

Region: Blue Mountains

Asset Category: Buildings

Description

A contingency in case of structure failure of the Kimberley Dome and need to transport winter sand mid-season from another location.

Justification

The Kimberley dome is a fabric dome that has reached the end of its life cycle. The company that manufactured this structure (Maple) are no longer in business. A larger sand storage building at the Patrol B Clarksburg site will alleviate need to continue operating Kimberley. Repairs were carried out have been carried out annually to extend the life. This line item is for trucking sand from another storage location to Clarksburg in the event Kimberley becomes unusable mid-season due to structure failure.

10 Year Capital Forecast

	2026	2027	2028	2029	2030	2031	2032	2033	2034	2035	10 Year Total
49400 - Transfer From Reserve	($50,000)	$0	$0	$0	$0	$0	$0	$0	$0	$0	($50,000)
64120 - Purchased Service	$50,000	$0	$0	$0	$0	$0	$0	$0	$0	$0	$50,000
Grand Total	**$0**	**$0**	**$0**	**$0**	**$0**	**$0**	**$0**	**$0**	**$0**	**$0**	**$0**

10 Year Operating Impacts - None

HOU-0011 - Various Locations - Electric Vehicle Chargers

Project Status: Rebudgeted

Project Type: Transportation - Facilities, Depots and Domes

Region: Grey County

Asset Category: Machinery & Equipment

Description

Installation of electric vehicle chargers.

Justification

To initiate the conversion of some gas vehicles to an electrified fleet to align with the Going Green in Grey initiative.

10 Year Capital Forecast

	2026	2027	2028	2029	2030	2031	2032	2033	2034	2035	10 Year Total
49400 - Transfer From Reserve	($50,000)	$0	$0	$0	$0	$0	$0	$0	$0	$0	($50,000)
51100 - Provincial Conditional Grant	($50,000)	$0	$0	$0	$0	$0	$0	$0	$0	$0	($50,000)
64120 - Purchased Service	$100,000	$0	$0	$0	$0	$0	$0	$0	$0	$0	$100,000
Grand Total	**$0**	**$0**	**$0**	**$0**	**$0**	**$0**	**$0**	**$0**	**$0**	**$0**	**$0**

10 Year Operating Impacts - None

HOU-0013 - Patrol A Chatsworth - Bridge Crew Storage Building

Project Status: Rolled Forward

Project Type: Transportation - Facilities, Depots and Domes

Region: Chatsworth

Asset Category: Buildings

Description

This project is to construct a storage building for bridge crew equipment and supplies. The current bridge crew building does not have enough space for staff and material storage.

Justification

The current bridge crew building does not have sufficient room to store concrete forming materials. These materials are currently stored outside and deteriorate quickly. Material expenses are increased due to replacement of these materials. Building design will include storage area for miscellaneous equipment, such as hot box and brush chippers. An additional storage building will give Patrol staff the ability to access road closed trailers, u-flanges for sign repairs, etc. during inclement weather. Having these items stored in a secure building with lighting will increase worker safety.

10 Year Capital Forecast

	2026	2027	2028	2029	2030	2031	2032	2033	2034	2035	10 Year Total
49400 - Transfer From Reserve	$0	($128,800)	$0	$0	$0	$0	$0	$0	$0	$0	($128,800)
64120 - Purchased Service	$0	$128,800	$0	$0	$0	$0	$0	$0	$0	$0	$128,800
Grand Total	**$0**	**$0**	**$0**	**$0**	**$0**	**$0**	**$0**	**$0**	**$0**	**$0**	**$0**

10 Year Operating Impacts - None

HOU-0014 - Patrol A Chatsworth - Electrical Distribution, Domestic Water Supply and Septic System

Project Status: Rebudgeted

Project Type: Transportation - Facilities, Depots and Domes

Region: Chatsworth

Asset Category: Buildings

Description

The Building Condition Assessment identified various mechanical upgrades that are required. The Chatsworth depot was constructed in 1975 and the electrical panels, water pump and tile bed are coming to the end of their life cycle.

Justification

By completing these upgrades the life cycle of the Chatsworth depot will be prolonged.

10 Year Capital Forecast

	2026	2027	2028	2029	2030	2031	2032	2033	2034	2035	10 Year Total
49400 - Transfer From Reserve	($100,000)	$0	$0	$0	$0	$0	$0	$0	$0	$0	($100,000)
63403 - Maintenance of Buildings	$100,000	$0	$0	$0	$0	$0	$0	$0	$0	$0	$100,000
Grand Total	**$0**	**$0**	**$0**	**$0**	**$0**	**$0**	**$0**	**$0**	**$0**	**$0**	**$0**

10 Year Operating Impacts - None

HOU-0018 - Patrol A Chatsworth - Infra-Red Radiant Heaters

Project Status: Rolled Forward

Project Type: Transportation - Facilities, Depots and Domes

Region: Chatsworth

Asset Category: Buildings

Description

The Building Condition Assessment identified that 3 Infra-red tube heaters at Chatsworth will reach the end of their life cycle in 2026. The Chatsworth depot was constructed in 1975 and two of the tube heaters are original to the building.

Justification

Replacing the tube heater will reduce maintenance and increase the efficiency of the heating system.

10 Year Capital Forecast

	2026	2027	2028	2029	2030	2031	2032	2033	2034	2035	10 Year Total
49400 - Transfer From Reserve	($20,000)	$0	$0	$0	$0	$0	$0	$0	$0	$0	($20,000)
64120 - Purchased Service	$20,000	$0	$0	$0	$0	$0	$0	$0	$0	$0	$20,000
Grand Total	**$0**	**$0**	**$0**	**$0**	**$0**	**$0**	**$0**	**$0**	**$0**	**$0**	**$0**

10 Year Operating Impacts - None

HOU-0020 - Patrol A Chatsworth - Parking Lot and Sidewalk

Project Status: Rolled Forward

Project Type: Transportation - Facilities, Depots and Domes

Region: Chatsworth

Asset Category: Land and Land Improvements

Description

The asphalt parking lot at Chatsworth will come to the end if its life cycle in 2027. This project will be coordinated with the new sand/salt storage building. The project will add parking spaces for Emergency Management and Transportation staff.

Justification

Grading and paving of Chatsworth parking lot to improve drainage and pavement surface. This location includes increased traffic and equipment movement because of repair shop and ambulance depot. A new sand/salt storage facility is to be built in 2027. Paving will be scheduled following the building construction.

10 Year Capital Forecast

	2026	2027	2028	2029	2030	2031	2032	2033	2034	2035	10 Year Total
49400 - Transfer From Reserve	$0	($280,800)	$0	$0	$0	$0	$0	$0	$0	$0	($280,800)
64120 - Purchased Service	$0	$280,800	$0	$0	$0	$0	$0	$0	$0	$0	$280,800
Grand Total	**$0**	**$0**	**$0**	**$0**	**$0**	**$0**	**$0**	**$0**	**$0**	**$0**	**$0**

10 Year Operating Impacts - None

HOU-0021 - Patrol C Ayton - Parking Lot

Project Status: Rolled Forward

Project Type: Transportation - Facilities, Depots and Domes

Region: West Grey

Asset Category: Land and Land Improvements

Description

This work will involve milling, grading and repaving the existing asphalt area at Ayton Depot.

Justification

The Ayton Depot was constructed in 2010 and the life cycle of the asphalt parking lot will end in 2027. Grading and paving the lot will improve drainage and pavement surface.

10 Year Capital Forecast

	2026	2027	2028	2029	2030	2031	2032	2033	2034	2035	10 Year Total
49400 - Transfer From Reserve	$0	($160,000)	$0	$0	$0	$0	$0	$0	$0	$0	($160,000)
64120 - Purchased Service	$0	$160,000	$0	$0	$0	$0	$0	$0	$0	$0	$160,000
Grand Total	**$0**	**$0**	**$0**	**$0**	**$0**	**$0**	**$0**	**$0**	**$0**	**$0**	**$0**

10 Year Operating Impacts - None

HOU-0022 - Patrol A Chatsworth - Depot Roofing System

Project Status: Rolled Forward

Project Type: Transportation - Facilities, Depots and Domes

Region: Chatsworth

Asset Category: Buildings

Description

The Chatsworth Depot roof will have come to the end of its life cycle.

Justification

The office/depot roof needs to be replaced to prevent the flat roof structure from leaking which will cause distress and damage to internal building components.

10 Year Capital Forecast

	2026	2027	2028	2029	2030	2031	2032	2033	2034	2035	10 Year Total
49400 - Transfer From Reserve	$0	$0	($260,100)	$0	$0	$0	$0	$0	$0	$0	($260,100)
64120 - Purchased Service	$0	$0	$260,100	$0	$0	$0	$0	$0	$0	$0	$260,100
Grand Total	**$0**	**$0**	**$0**	**$0**	**$0**	**$0**	**$0**	**$0**	**$0**	**$0**	**$0**

10 Year Operating Impacts - None

HOU-0023 - Patrol B Kimberley - Replace Asphalt Parking Lot

Project Status: Rolled Forward

Project Type: Transportation - Facilities, Depots and Domes

Region: Grey Highlands

Asset Category: Land and Land Improvements

Description

The parking lot at the Kimberley sand shed will come to the end of its life cycle in 2029. The existing asphalt will be pulverized regraded and the yard repaved. This project will improve drainage and the pavement surface.

Justification

By paving this yard drainage will be improved and maintenance costs lowered.

10 Year Capital Forecast

	2026	2027	2028	2029	2030	2031	2032	2033	2034	2035	10 Year Total
49400 - Transfer From Reserve	$0	$0	$0	($25,000)	$0	$0	$0	$0	$0	$0	($25,000)
64120 - Purchased Service	$0	$0	$0	$25,000	$0	$0	$0	$0	$0	$0	$25,000
Grand Total	**$0**	**$0**	**$0**	**$0**	**$0**	**$0**	**$0**	**$0**	**$0**	**$0**	**$0**

10 Year Operating Impacts - None

HOU-0024 - Patrol C Ayton - Air Conditioning Unit

Project Status: Rolled Forward

Project Type: Transportation - Facilities, Depots and Domes

Region: West Grey

Asset Category: Buildings

Description

The Building Condition Assessment identified the air conditioner condenser for the Ayton office should be replaced.

Justification

The air conditioning unit located at this facility has reached the end of its life expectancy and needs replacement. The installation of a new energy efficient unit will reduce annual maintenance and operating costs as well as help to extend the life of the building.

10 Year Capital Forecast

	2026	2027	2028	2029	2030	2031	2032	2033	2034	2035	10 Year Total
49400 - Transfer From Reserve	$0	$0	$0	($6,600)	$0	$0	$0	$0	$0	$0	($6,600)
64120 - Purchased Service	$0	$0	$0	$6,600	$0	$0	$0	$0	$0	$0	$6,600
Grand Total	**$0**	**$0**	**$0**	**$0**	**$0**	**$0**	**$0**	**$0**	**$0**	**$0**	**$0**

10 Year Operating Impacts - None

HOU-0025 - Patrol C Ayton - Centralized Exhaust System

Project Status: Rolled Forward

Project Type: Transportation - Facilities, Depots and Domes

Region: West Grey

Asset Category: Buildings

Description

Replace the four heat recovery units at Ayton Depot due to end of life estimate identified in Building Condition Assessments.

Justification

The four heat recovery units at the Ayton Depot will come to the end of their life cycle in 2029. These units work to filter and exhaust stale air while introducing fresh condition air back into the building to reduce the workload of the primary heating system. With the replacement of the existing HRV in Ayton, the County will see a benefit in the following areas with a newer HRV installed:
- Energy savings (Spending less money heating or cooling the ventilated air)
- Air filtration (Filter out minute particles in the air to ensure better air quality)
- Air pressure regulation (The new HRVs should give the building the same internal air pressure as exists outside the building. Balanced air pressure prevents walls from bowing in or out due to differences in air pressure)

10 Year Capital Forecast

	2026	2027	2028	2029	2030	2031	2032	2033	2034	2035	10 Year Total
49400 - Transfer From Reserve	$0	$0	$0	($20,000)	$0	$0	$0	$0	$0	$0	($20,000)
64120 - Purchased Service	$0	$0	$0	$20,000	$0	$0	$0	$0	$0	$0	$20,000
Grand Total	**$0**	**$0**	**$0**	**$0**	**$0**	**$0**	**$0**	**$0**	**$0**	**$0**	**$0**

10 Year Operating Impacts - None

HOU-0026 - Patrol C Ayton - Air Exchangers

Project Status: Rolled Forward

Project Type: Transportation - Facilities, Depots and Domes

Region: West Grey

Asset Category: Buildings

Description

Replace the air exchanger unit at Ayton Depot due to end of life estimate identified in Building Condition Assessments.

Justification

The air exchanger located at this facility has reached the end of its life expectancy and needs replacement. The installation of a new energy efficient air exchanger will reduce annual maintenance and operating costs as well as help with significant improvements in air quality, moisture evacuation, superior ventilation, elimination of pollutants and reduced risk of mould and mildew.

10 Year Capital Forecast

	2026	2027	2028	2029	2030	2031	2032	2033	2034	2035	10 Year Total
49400 - Transfer From Reserve	$0	$0	$0	($11,900)	$0	$0	$0	$0	$0	$0	($11,900)
64120 - Purchased Service	$0	$0	$0	$11,900	$0	$0	$0	$0	$0	$0	$11,900
Grand Total	**$0**	**$0**	**$0**	**$0**	**$0**	**$0**	**$0**	**$0**	**$0**	**$0**	**$0**

10 Year Operating Impacts - None

HOU-0027 - Patrol C Ayton - Domestic Water Treatment System

Project Status: Rolled Forward

Project Type: Transportation - Facilities, Depots and Domes

Region: West Grey

Asset Category: Buildings

Description

Replace Ayton Depot water treatment system. This will include the water softener and filtration system.

Justification

Building Condition Assessment determined the water treatment system for the Ayton Depot would reach the end of its life cycle. The domestic water treatment system located at this facility has reached the end of its life expectancy and needs replacement. The installation of a new domestic water treatment system will reduce annual maintenance and operating costs as well as help to water quality.

10 Year Capital Forecast

	2026	2027	2028	2029	2030	2031	2032	2033	2034	2035	10 Year Total
49400 - Transfer From Reserve	$0	$0	$0	($5,300)	$0	$0	$0	$0	$0	$0	($5,300)
64120 - Purchased Service	$0	$0	$0	$5,300	$0	$0	$0	$0	$0	$0	$5,300
Grand Total	**$0**	**$0**	**$0**	**$0**	**$0**	**$0**	**$0**	**$0**	**$0**	**$0**	**$0**

10 Year Operating Impacts - None

HOU-0028 - Patrol C Ayton - Forced Air Gas Furnace

Project Status: Rolled Forward

Project Type: Transportation - Facilities, Depots and Domes

Region: West Grey

Asset Category: Buildings

Description

Replace the forced air gas furnace at Ayton Depot due to end of life estimate identified in Building Condition Assessments.

Justification

The Forced Air Gas Furnace located at this facility has reached the end of its life expectancy and needs replacement. The installation of a new energy efficient Forced Air Gas Furnace will reduce annual maintenance and operating costs as well as help to extend the life of the other systems that integrate with the furnace. (i.e. AC, HRV). This project will be included with the air exchanger and air conditioning unit replacements to get a better price.

10 Year Capital Forecast

	2026	2027	2028	2029	2030	2031	2032	2033	2034	2035	10 Year Total
49400 - Transfer From Reserve	$0	$0	$0	($6,600)	$0	$0	$0	$0	$0	$0	($6,600)
64120 - Purchased Service	$0	$0	$0	$6,600	$0	$0	$0	$0	$0	$0	$6,600
Grand Total	**$0**	**$0**	**$0**	**$0**	**$0**	**$0**	**$0**	**$0**	**$0**	**$0**	**$0**

10 Year Operating Impacts - None

HOU-0029 - Patrol C Ayton - Infra-Red Heaters

Project Status: Rolled Forward

Project Type: Transportation - Facilities, Depots and Domes

Region: West Grey

Asset Category: Buildings

Description

Replace the infrared radiant tube heaters at Ayton Depot due to end of life estimate identified in Building Condition Assessments.

Justification

The Infra-Red Heaters located at this facility has reached the end of its life expectancy and needs replacement/upgrading. The installation of three(3) of the (5) Infra-Red Heaters will reduce annual maintenance and operating costs as well as increase fuel efficiency. Staggering the replacement will ensure that the final two heaters have reached the end of their life cycle.

10 Year Capital Forecast

	2026	2027	2028	2029	2030	2031	2032	2033	2034	2035	10 Year Total
49400 - Transfer From Reserve	$0	$0	$0	($19,800)	$0	$0	$0	$0	$0	$0	($19,800)
63403 - Maintenance of Buildings	$0	$0	$0	$19,800	$0	$0	$0	$0	$0	$0	$19,800
Grand Total	**$0**	**$0**	**$0**	**$0**	**$0**	**$0**	**$0**	**$0**	**$0**	**$0**	**$0**

10 Year Operating Impacts - None

HOU-0030 - Patrol B Clarksburg - Replace sand building

Project Status: Rolled Forward

Project Type: Transportation - Facilities, Depots and Domes

Region: Blue Mountains

Asset Category: Buildings

Description

The Clarksburg sand dome was constructed in the early 1980s. The existing sand dome will be replaced with a rectangular structure with a 12 foot foundation wall above grade to accommodate sand stockpiling.

Justification

The Clarksburg sand dome was constructed in the early 1980s. Replacing the sand dome that has reached the end of its life cycle is a necessary step to ensure safe, cost-effective and environmentally responsible operations. A new sand dome will enhance operational efficiency, reduce maintenance costs and comply with current regulations, and protect both personnel and the environment from potential hazards. The building will be a drive though so loading and unloading will be done undercover.

10 Year Capital Forecast

	2026	2027	2028	2029	2030	2031	2032	2033	2034	2035	10 Year Total
49400 - Transfer From Reserve	$0	($1,860,000)	$0	$0	$0	$0	$0	$0	$0	$0	($1,860,000)
64120 - Purchased Service	$0	$1,860,000	$0	$0	$0	$0	$0	$0	$0	$0	$1,860,000
Grand Total	**$0**	**$0**	**$0**	**$0**	**$0**	**$0**	**$0**	**$0**	**$0**	**$0**	**$0**

10 Year Operating Impacts - None

HOU-0031 - Patrol A Chatsworth - Sanitary Waste Removal System

Project Status: Rolled Forward

Project Type: Transportation - Facilities, Depots and Domes

Region: Chatsworth

Asset Category: Buildings

Description

Replace the Patrol A Chatsworth sanitary waste removal system as identified in Building Condition Assessments.

Justification

The sanitary waste removal system located at this facility has reached the end of its life expectancy and needs replacement. The installation of a new sanitary waste removal system will reduce annual maintenance and operating costs as well as help to extend the life of the building.

10 Year Capital Forecast

	2026	2027	2028	2029	2030	2031	2032	2033	2034	2035	10 Year Total
49400 - Transfer From Reserve	$0	$0	$0	$0	($79,200)	$0	$0	$0	$0	$0	($79,200)
64120 - Purchased Service	$0	$0	$0	$0	$79,200	$0	$0	$0	$0	$0	$79,200
Grand Total	**$0**	**$0**	**$0**	**$0**	**$0**	**$0**	**$0**	**$0**	**$0**	**$0**	**$0**

10 Year Operating Impacts - None

HOU-0032 - Patrol A Chatsworth - Air Conditioning Unit

Project Status: Rolled Forward

Project Type: Transportation - Facilities, Depots and Domes

Region: Chatsworth

Asset Category: Buildings

Description

Replace the Patrol A Chatsworth Air Conditioning unit as identified in Building Condition Assessments.

Justification

The air conditioning condenser unit was installed in 2015 and it is estimated will be end of its life cycle. The air conditioning unit located at this facility has reached the end of its life expectancy and needs replacement. The installation of a new energy efficient unit will reduce annual maintenance and operating costs as well as help to extend the life of the building.

10 Year Capital Forecast

	2026	2027	2028	2029	2030	2031	2032	2033	2034	2035	10 Year Total
49400 - Transfer From Reserve	$0	$0	$0	$0	($6,600)	$0	$0	$0	$0	$0	($6,600)
64120 - Purchased Service	$0	$0	$0	$0	$6,600	$0	$0	$0	$0	$0	$6,600
Grand Total	**$0**	**$0**	**$0**	**$0**	**$0**	**$0**	**$0**	**$0**	**$0**	**$0**	**$0**

10 Year Operating Impacts - None

HOU-0033 - Patrol A Chatsworth - Replace Flag Poles

Project Status: Rolled Forward

Project Type: Transportation - Facilities, Depots and Domes

Region: Chatsworth

Asset Category: Buildings

Description

Replace flag poles at Patrol A Chatsworth as identified in Building Condition Assessments.

Justification

Flag poles at the yard will have come to the end of their life cycle. This project will be to build a plinth for the flagpole to sit on. This work will make it easier for staff to raise and lower the flag.

10 Year Capital Forecast

	2026	2027	2028	2029	2030	2031	2032	2033	2034	2035	10 Year Total
49400 - Transfer From Reserve	$0	$0	$0	$0	($12,400)	$0	$0	$0	$0	$0	($12,400)
64120 - Purchased Service	$0	$0	$0	$0	$12,400	$0	$0	$0	$0	$0	$12,400
Grand Total	**$0**	**$0**	**$0**	**$0**	**$0**	**$0**	**$0**	**$0**	**$0**	**$0**	**$0**

10 Year Operating Impacts - None

HOU-0034 - Patrol A Chatsworth - Replace Lockers

Project Status: Rolled Forward

Project Type: Transportation - Facilities, Depots and Domes

Region: Chatsworth

Asset Category: Buildings

Description

Replace lockers at Patrol A Chatsworth as identified in Building Condition Assessments.

Justification

Lockers at the Chatsworth patrol were purchased in the mid-1970s. This lockers allow staff to store coveralls and seasonal clothing. Having lockers makes it easier for staff to have necessary clothing at work rather than transporting from home daily.

10 Year Capital Forecast

	2026	2027	2028	2029	2030	2031	2032	2033	2034	2035	10 Year Total
49400 - Transfer From Reserve	$0	$0	$0	$0	($11,000)	$0	$0	$0	$0	$0	($11,000)
63403 - Maintenance of Buildings	$0	$0	$0	$0	$11,000	$0	$0	$0	$0	$0	$11,000
Grand Total	**$0**	**$0**	**$0**	**$0**	**$0**	**$0**	**$0**	**$0**	**$0**	**$0**	**$0**

10 Year Operating Impacts - None

HOU-0035 - Patrol A Chatsworth - Bridge Crew Building Replace Overhead Door

Project Status: Rolled Forward

Project Type: Transportation - Facilities, Depots and Domes

Region: Chatsworth

Asset Category: Buildings

Description

Replace Overhead door at Patrol A Chatsworth Bridge Crew building as identified in Building Condition Assessments.

Justification

The overhead door to the bridge crew building at Chatsworth will come to the end of its life cycle as identified in BCAs. This project is to replace the overhead door and track with a more energy efficient door. Replacing this Door will eliminate service calls.

10 Year Capital Forecast

	2026	2027	2028	2029	2030	2031	2032	2033	2034	2035	10 Year Total
49400 - Transfer From Reserve	$0	$0	$0	$0	($15,000)	$0	$0	$0	$0	$0	($15,000)
64120 - Purchased Service	$0	$0	$0	$0	$15,000	$0	$0	$0	$0	$0	$15,000
Grand Total	**$0**	**$0**	**$0**	**$0**	**$0**	**$0**	**$0**	**$0**	**$0**	**$0**	**$0**

10 Year Operating Impacts - None

HOU-0036 - Patrol A Chatsworth - Storage Shed Replace Overhead Door

Project Status: Rolled Forward

Project Type: Transportation - Facilities, Depots and Domes

Region: Chatsworth

Asset Category: Buildings

Description

Replace Overhead door at Patrol A Chatsworth Storage Shed as identified in Building Condition Assessments.

Justification

The overhead door to the cold storage building at Chatsworth will come to the end of its life cycle. This project is to replace the overhead door and track. This work will be combined with the replacement of the overhead door on the bridge crew building.Doors have come to the end of their life cycle. Doors need to be replaced so there are no accidents with the doors and vehicles aren't able to respond because of doors not opening.

10 Year Capital Forecast

	2026	2027	2028	2029	2030	2031	2032	2033	2034	2035	10 Year Total
49400 - Transfer From Reserve	$0	$0	$0	$0	($15,000)	$0	$0	$0	$0	$0	($15,000)
64120 - Purchased Service	$0	$0	$0	$0	$15,000	$0	$0	$0	$0	$0	$15,000
Grand Total	**$0**	**$0**	**$0**	**$0**	**$0**	**$0**	**$0**	**$0**	**$0**	**$0**	**$0**

10 Year Operating Impacts - None

HOU-0038 - Patrol B Clarksburg - Replace Ceramic Tiles

Project Status: Rolled Forward

Project Type: Transportation - Facilities, Depots and Domes

Region: Blue Mountains

Asset Category: Buildings

Description

Replace ceramic floor tile at Patrol B Clarksburg as identified in Building Condition Assessments.

Justification

Building Condition Assessment indicated the floor tile be replaced. This floor doesn't get a lot of traffic so this project will be reviewed closer to the date. Worn tiles may become slippery causing a slip/fall hazard. Tiles will be reviewed closer to deadline to determine if replacement is required.

10 Year Capital Forecast

	2026	2027	2028	2029	2030	2031	2032	2033	2034	2035	10 Year Total
49400 - Transfer From Reserve	$0	$0	$0	$0	($10,900)	$0	$0	$0	$0	$0	($10,900)
63403 - Maintenance of Buildings	$0	$0	$0	$0	$10,900	$0	$0	$0	$0	$0	$10,900
Grand Total	**$0**	**$0**	**$0**	**$0**	**$0**	**$0**	**$0**	**$0**	**$0**	**$0**	**$0**

10 Year Operating Impacts - None

HOU-0039 - Patrol B Clarksburg - Repair Floor Drains

Project Status: Rolled Forward

Project Type: Transportation - Facilities, Depots and Domes

Region: Blue Mountains

Asset Category: Buildings

Description

The drain in the Clarksburg yard will require rehabilitation in 2030. The grates will need to be sandblasted and galvanized.

Justification

To prevent the need of replacement of the floor drain, galvanization will extend useful life of the asset.

10 Year Capital Forecast

	2026	2027	2028	2029	2030	2031	2032	2033	2034	2035	10 Year Total
49400 - Transfer From Reserve	$0	$0	$0	$0	($23,400)	$0	$0	$0	$0	$0	($23,400)
63403 - Maintenance of Buildings	$0	$0	$0	$0	$23,400	$0	$0	$0	$0	$0	$23,400
Grand Total	**$0**	**$0**	**$0**	**$0**	**$0**	**$0**	**$0**	**$0**	**$0**	**$0**	**$0**

10 Year Operating Impacts - None

HOU-0040 - Patrol B Clarksburg - Repair Furnace

Project Status: Rolled Forward

Project Type: Transportation - Facilities, Depots and Domes

Region: Blue Mountains

Asset Category: Buildings

Description

Replace furnace at Patrol B Clarksburg as identified in Building Condition Assessments.

Justification

The furnace at the Clarksburg depot will be at the end of its lifecycle. This project will be to replace the furnace. The air conditioner will have been repaired earlier. A new furnace will prevent permanent damage caused by freezing, if the old furnace is not repairable in a short period of time.

10 Year Capital Forecast

	2026	2027	2028	2029	2030	2031	2032	2033	2034	2035	10 Year Total
49400 - Transfer From Reserve	$0	$0	$0	$0	($12,400)	$0	$0	$0	$0	$0	($12,400)
64120 - Purchased Service	$0	$0	$0	$0	$12,400	$0	$0	$0	$0	$0	$12,400
Grand Total	**$0**	**$0**	**$0**	**$0**	**$0**	**$0**	**$0**	**$0**	**$0**	**$0**	**$0**

10 Year Operating Impacts - None

HOU-0041 - Patrol C Ayton - Replace Overhead Doors

Project Status: Rolled Forward

Project Type: Transportation - Facilities, Depots and Domes

Region: West Grey

Asset Category: Buildings

Description

Replace overhead doors at Patrol C Ayton as identified in Building Condition Assessments.

Justification

The current garage doors will have reached the end of their life cycle. New doors will be more energy efficient.New garage doors will have a higher R value. New doors will eliminate emergency call for door repairs.

10 Year Capital Forecast

	2026	2027	2028	2029	2030	2031	2032	2033	2034	2035	10 Year Total
49400 - Transfer From Reserve	$0	$0	$0	$0	($141,300)	$0	$0	$0	$0	$0	($141,300)
64120 - Purchased Service	$0	$0	$0	$0	$141,300	$0	$0	$0	$0	$0	$141,300
Grand Total	**$0**	**$0**	**$0**	**$0**	**$0**	**$0**	**$0**	**$0**	**$0**	**$0**	**$0**

10 Year Operating Impacts - None

HOU-0042 - Patrol C Ayton - Replace Exterior Doors

Project Status: Rolled Forward

Project Type: Transportation - Facilities, Depots and Domes

Region: West Grey

Asset Category: Buildings

Description

Replace exterior doors at Patrol C Ayton as identified in Building Condition Assessments.

Justification

The exterior doors will have reached the end of their life cycle. There are 4 exterior doors and one interior steel door to be replaced. New doors will have a higher R value and better weather stripping to lower energy consumption.

10 Year Capital Forecast

	2026	2027	2028	2029	2030	2031	2032	2033	2034	2035	10 Year Total
49400 - Transfer From Reserve	$0	$0	$0	$0	($31,100)	$0	$0	$0	$0	$0	($31,100)
64120 - Purchased Service	$0	$0	$0	$0	$31,100	$0	$0	$0	$0	$0	$31,100
Grand Total	**$0**	**$0**	**$0**	**$0**	**$0**	**$0**	**$0**	**$0**	**$0**	**$0**	**$0**

10 Year Operating Impacts - None

HOU-0043 - Patrol C Ayton - Replace Fuel Tanks

Project Status: Rolled Forward

Project Type: Transportation - Facilities, Depots and Domes

Region: West Grey

Asset Category: Buildings

Description

Replace fuel tanks and system at Patrol C Ayton as identified in Building Condition Assessments.

Justification

The above ground tanks at Ayton will come to the end of their life cycle. This work will involve replacing the tanks and monitoring systems. This work will depend on the transition to EVs and may not be required. This work is needed to prevent fuel contamination of the soil and cause a major environmental cleanup.

10 Year Capital Forecast

	2026	2027	2028	2029	2030	2031	2032	2033	2034	2035	10 Year Total
49400 - Transfer From Reserve	$0	$0	$0	$0	($18,900)	$0	$0	$0	$0	$0	($18,900)
64120 - Purchased Service	$0	$0	$0	$0	$18,900	$0	$0	$0	$0	$0	$18,900
Grand Total	**$0**	**$0**	**$0**	**$0**	**$0**	**$0**	**$0**	**$0**	**$0**	**$0**	**$0**

10 Year Operating Impacts - None

HOU-0044 - Patrol C Ayton - Replace Plywood

Project Status: Rolled Forward

Project Type: Transportation - Facilities, Depots and Domes

Region: West Grey

Asset Category: Buildings

Description

This project is to replace the plywood and re-shingle the salt shed in Ayton.

Justification

Plywood and shingles have come to the end of their life cycle. Need to be replaced to ensure structural integrity and avoid loose shingles becoming a hazard.

10 Year Capital Forecast

	2026	2027	2028	2029	2030	2031	2032	2033	2034	2035	10 Year Total
49400 - Transfer From Reserve	$0	$0	$0	$0	($18,700)	$0	$0	$0	$0	$0	($18,700)
63403 - Maintenance of Buildings	$0	$0	$0	$0	$18,700	$0	$0	$0	$0	$0	$18,700
Grand Total	**$0**	**$0**	**$0**	**$0**	**$0**	**$0**	**$0**	**$0**	**$0**	**$0**	**$0**

10 Year Operating Impacts - None

HOU-0045 - Patrol C Ayton - Replace Exit Signs and Emergency Lighting

Project Status: Rolled Forward

Project Type: Transportation - Facilities, Depots and Domes

Region: West Grey

Asset Category: Buildings

Description

Replace Exit Signs and Emergency lighting at Patrol C Ayton as identified in Building Condition Assessments.

Justification

The emergency lighting will have come to the end of its lifecycle. Emergency lighting is required for the safe passage of staff during a power outage.

10 Year Capital Forecast

	2026	2027	2028	2029	2030	2031	2032	2033	2034	2035	10 Year Total
49400 - Transfer From Reserve	$0	$0	$0	$0	($9,700)	$0	$0	$0	$0	$0	($9,700)
63403 - Maintenance of Buildings	$0	$0	$0	$0	$9,700	$0	$0	$0	$0	$0	$9,700
Grand Total	**$0**	**$0**	**$0**	**$0**	**$0**	**$0**	**$0**	**$0**	**$0**	**$0**	**$0**

10 Year Operating Impacts - None

HOU-0046 - Patrol A Chatsworth - Caulking of Windows and Doors

Project Status: Rolled Forward

Project Type: Transportation - Facilities, Depots and Domes

Region: Chatsworth

Asset Category: Buildings

Description

Replace caulking of windows and doors at Patrol A Chatsworth as identified in Building Condition Assessments.

Justification

To prevent deterioration from weather around the windows and doors it is important to do preventative maintenance on the caulking. The doors and windows to the maintenance portion of the building needs to be caulked where it has cracked around windows and doors.

10 Year Capital Forecast

	2026	2027	2028	2029	2030	2031	2032	2033	2034	2035	10 Year Total
49400 - Transfer From Reserve	$0	$0	$0	$0	$0	($2,100)	$0	$0	$0	$0	($2,100)
63403 - Maintenance of Buildings	$0	$0	$0	$0	$0	$2,100	$0	$0	$0	$0	$2,100
Grand Total	**$0**	**$0**	**$0**	**$0**	**$0**	**$0**	**$0**	**$0**	**$0**	**$0**	**$0**

10 Year Operating Impacts - None

HOU-0047 - Patrol A Chatsworth - Replace Liquid Anti-Ice Storage Tanks

Project Status: Rolled Forward

Project Type: Transportation - Facilities, Depots and Domes

Region: Chatsworth

Asset Category: Buildings

Description

Replace liquid anti-ice storage tanks at Patrol A Chatsworth as identified in Building Condition Assessments.

Justification

The plastic liquid anti-icing storage tanks degrade overtime due to UV light and usage. In order to maintain our anti-icing capability these tanks will need to be replaced. Anti-icing tanks are required to pre-treat roads in advance of frost. Frost prevention on the road may reduce accidents.

10 Year Capital Forecast

	2026	2027	2028	2029	2030	2031	2032	2033	2034	2035	10 Year Total
49400 - Transfer From Reserve	$0	$0	$0	$0	$0	($12,700)	$0	$0	$0	$0	($12,700)
64120 - Purchased Service	$0	$0	$0	$0	$0	$12,700	$0	$0	$0	$0	$12,700
Grand Total	**$0**	**$0**	**$0**	**$0**	**$0**	**$0**	**$0**	**$0**	**$0**	**$0**	**$0**

10 Year Operating Impacts - None

HOU-0048 - Patrol B Meaford - Storage Shed Replace Overhead Door

Project Status: Rolled Forward

Project Type: Transportation - Facilities, Depots and Domes

Region: Meaford

Asset Category: Buildings

Description

Replace overhead door at Patrol B Meaford Shed as identified in Building Condition Assessments.

Justification

The Meaford shop is kept warm in winter to store material and equipment in winter. A well insulated door will assist in keeping material from freezing in a low heat environment. The Meaford building may be used as a heated storage. The existing garage door may need to be replaced with a well insulated overhead door.

10 Year Capital Forecast

	2026	2027	2028	2029	2030	2031	2032	2033	2034	2035	10 Year Total
49400 - Transfer From Reserve	$0	$0	$0	$0	$0	($15,100)	$0	$0	$0	$0	($15,100)
64120 - Purchased Service	$0	$0	$0	$0	$0	$15,100	$0	$0	$0	$0	$15,100
Grand Total	**$0**	**$0**	**$0**	**$0**	**$0**	**$0**	**$0**	**$0**	**$0**	**$0**	**$0**

10 Year Operating Impacts - None

HOU-0049 - Patrol B Clarksburg - Paint Walls in Office Area

Project Status: Rolled Forward

Project Type: Transportation - Facilities, Depots and Domes

Region: Blue Mountains

Asset Category: Buildings

Description

Paint the walls of Patrol B Clarksburg office area using internal and external forces.

Justification

This project is to paint the walls on both floors of the Clarksburg yard. As much work as possible will be completed by the winter shifts when road maintenance is not required. The remainder of the work will be conducted by outside forces. The painting of the walls will include minor drywall touch-up as part of routine building maintenance.

10 Year Capital Forecast

	2026	2027	2028	2029	2030	2031	2032	2033	2034	2035	10 Year Total
49400 - Transfer From Reserve	$0	$0	$0	$0	$0	($9,400)	$0	$0	$0	$0	($9,400)
63403 - Maintenance of Buildings	$0	$0	$0	$0	$0	$9,400	$0	$0	$0	$0	$9,400
Grand Total	**$0**	**$0**	**$0**	**$0**	**$0**	**$0**	**$0**	**$0**	**$0**	**$0**	**$0**

10 Year Operating Impacts - None

HOU-0050 - Patrol B Clarksburg - Sanitary Waste Removal System

Project Status: Rolled Forward

Project Type: Transportation - Facilities, Depots and Domes

Region: Blue Mountains

Asset Category: Buildings

Description

Replace sanitary system at Patrol B Clarksburg as identified in Building Condition Assessments.

Justification

The sanitary waste removal system located at this facility has reached the end of its life expectancy and needs replacement. The installation of a new sanitary waste removal system will reduce annual maintenance and operating costs as well as help to extend the life of the building.

10 Year Capital Forecast

	2026	2027	2028	2029	2030	2031	2032	2033	2034	2035	10 Year Total
49400 - Transfer From Reserve	$0	$0	$0	$0	$0	($80,800)	$0	$0	$0	$0	($80,800)
64120 - Purchased Service	$0	$0	$0	$0	$0	$80,800	$0	$0	$0	$0	$80,800
Grand Total	**$0**	**$0**	**$0**	**$0**	**$0**	**$0**	**$0**	**$0**	**$0**	**$0**	**$0**

10 Year Operating Impacts - None

HOU-0051 - Patrol C Ayton - Paint Walls in Office Area

Project Status: Rolled Forward

Project Type: Transportation - Facilities, Depots and Domes

Region: West Grey

Asset Category: Buildings

Description

Paint the walls of Patrol C Ayton office area using internal and external forces.

Justification

This project is to paint the walls on both floors of the Clarksburg yard. As much work as possible will be completed by the winter shifts when road maintenance is not required. The remainder of the work will be conducted by outside forces. Painting of walls with minor drywall touch-up is part of the routine building maintenance.

10 Year Capital Forecast

	2026	2027	2028	2029	2030	2031	2032	2033	2034	2035	10 Year Total
49400 - Transfer From Reserve	$0	$0	$0	$0	$0	($6,700)	$0	$0	$0	$0	($6,700)
63403 - Maintenance of Buildings	$0	$0	$0	$0	$0	$6,700	$0	$0	$0	$0	$6,700
Grand Total	**$0**	**$0**	**$0**	**$0**	**$0**	**$0**	**$0**	**$0**	**$0**	**$0**	**$0**

10 Year Operating Impacts - None

HOU-0052 - Patrol C Ayton - Replace Door Openers

Project Status: Rolled Forward

Project Type: Transportation - Facilities, Depots and Domes

Region: West Grey

Asset Category: Buildings

Description

Replace overhead door openers at Patrol C Ayton as identified in Building Condition Assessments.

Justification

Door openers have come to the end of their life cycle. Door openers need to be replaced so there are no accidents with the doors and vehicles aren't able to respond because of doors not opening.

10 Year Capital Forecast

	2026	2027	2028	2029	2030	2031	2032	2033	2034	2035	10 Year Total
49400 - Transfer From Reserve	$0	$0	$0	$0	$0	($10,800)	$0	$0	$0	$0	($10,800)
64120 - Purchased Service	$0	$0	$0	$0	$0	$10,800	$0	$0	$0	$0	$10,800
Grand Total	**$0**	**$0**	**$0**	**$0**	**$0**	**$0**	**$0**	**$0**	**$0**	**$0**	**$0**

10 Year Operating Impacts - None

HOU-0054 - Patrol C Ayton - Replace Liquid Anti-Ice Storage Tanks

Project Status: Rolled Forward

Project Type: Transportation - Facilities, Depots and Domes

Region: West Grey

Asset Category: Buildings

Description

Replace liquid anti-ice storage tanks at Patrol C Ayton as identified in Building Condition Assessments.

Justification

The plastic liquid anti-icing storage tanks degrade overtime due to UV light and usage. In order to maintain our anti-icing capability these tanks will need to be replaced. Anti-icing tanks are required to pre-treat roads in advance of frost. Frost prevention on the road may reduce accidents.

10 Year Capital Forecast

	2026	2027	2028	2029	2030	2031	2032	2033	2034	2035	10 Year Total
49400 - Transfer From Reserve	$0	$0	$0	$0	$0	($17,800)	$0	$0	$0	$0	($17,800)
64120 - Purchased Service	$0	$0	$0	$0	$0	$17,800	$0	$0	$0	$0	$17,800
Grand Total	**$0**	**$0**	**$0**	**$0**	**$0**	**$0**	**$0**	**$0**	**$0**	**$0**	**$0**

10 Year Operating Impacts - None

HOU-0055 - Patrol C Ayton - Replace Oil Tanks

Project Status: Rolled Forward

Project Type: Transportation - Facilities, Depots and Domes

Region: West Grey

Asset Category: Buildings

Description

Replace used oil tanks at Patrol C Ayton as identified in Building Condition Assessments.

Justification

The used oil tanks at Ayton will have reached the end of their life cyclc. A used oil tank prevents spillage of oil into the environment and need to be maintained. Waste oil is stored in the waste oil tank to be picked up by an environmental haulage company. Tanks need to be leak free so oil doesn't leak into the ground causing expensive clean-up.

10 Year Capital Forecast

	2026	2027	2028	2029	2030	2031	2032	2033	2034	2035	10 Year Total
49400 - Transfer From Reserve	$0	$0	$0	$0	$0	($19,000)	$0	$0	$0	$0	($19,000)
64120 - Purchased Service	$0	$0	$0	$0	$0	$19,000	$0	$0	$0	$0	$19,000
Grand Total	**$0**	**$0**	**$0**	**$0**	**$0**	**$0**	**$0**	**$0**	**$0**	**$0**	**$0**

10 Year Operating Impacts - None

HOU-0056 - Patrol B Clarksburg - Replace Lockers

Project Status: Rolled Forward

Project Type: Transportation - Facilities, Depots and Domes

Region: Blue Mountains

Asset Category: Buildings

Description

Replace lockers at Patrol B CLarksburg as identified in Building Condition Assessments.

Justification

The lockers at Clarksburg will have reached the end of their life cycle. Lockers at the yards allow staff to store clothing and footwear for various types of weather. It is important for staff to have a locker area to change and store clothing for various types of work and weather.

10 Year Capital Forecast

	2026	2027	2028	2029	2030	2031	2032	2033	2034	2035	10 Year Total
49400 - Transfer From Reserve	$0	$0	$0	$0	$0	$0	($11,000)	$0	$0	$0	($11,000)
64120 - Purchased Service	$0	$0	$0	$0	$0	$0	$11,000	$0	$0	$0	$11,000
Grand Total	**$0**	**$0**	**$0**	**$0**	**$0**	**$0**	**$0**	**$0**	**$0**	**$0**	**$0**

10 Year Operating Impacts - None

HOU-0057 - Patrol B Clarksburg - Replace Roof

Project Status: Rolled Forward

Project Type: Transportation - Facilities, Depots and Domes

Region: Blue Mountains

Asset Category: Buildings

Description

Replace roof at Patrol B Clarksburg as identified in Building Condition Assessments.

Justification

The roofing system on the building will have come to the end of the life cycle. The possibility of upgrading the insulation to a higher R valve will be investigated.A new roof will prevent leakage and long term damage to the building including mold.

10 Year Capital Forecast

	2026	2027	2028	2029	2030	2031	2032	2033	2034	2035	10 Year Total
49400 - Transfer From Reserve	$0	$0	$0	$0	$0	$0	($357,000)	$0	$0	$0	($357,000)
64120 - Purchased Service	$0	$0	$0	$0	$0	$0	$357,000	$0	$0	$0	$357,000
Grand Total	**$0**	**$0**	**$0**	**$0**	**$0**	**$0**	**$0**	**$0**	**$0**	**$0**	**$0**

10 Year Operating Impacts - None

HOU-0058 - Patrol B Clarksburg - Replace Aluminum Soffit and Fascia

Project Status: Rolled Forward

Project Type: Transportation - Facilities, Depots and Domes

Region: Blue Mountains

Asset Category: Buildings

Description

Replace Aluminum Soffit and Fascia at Patrol B Clarksburg as identified in Building Condition Assessments.

Justification

The soffit and facia on the building will have come to the end of the life cycle. This new soffit and facia will prevent birds, insects and weather from entering the eaves and causing long term damage. It is important to maintain the soffit and facia on a building to prolong the life of the building.

10 Year Capital Forecast

	2026	2027	2028	2029	2030	2031	2032	2033	2034	2035	10 Year Total
49400 - Transfer From Reserve	$0	$0	$0	$0	$0	$0	($15,500)	$0	$0	$0	($15,500)
64120 - Purchased Service	$0	$0	$0	$0	$0	$0	$15,500	$0	$0	$0	$15,500
Grand Total	**$0**	**$0**	**$0**	**$0**	**$0**	**$0**	**$0**	**$0**	**$0**	**$0**	**$0**

10 Year Operating Impacts - None

HOU-0059 - Patrol B Clarksburg - Replace Aluminum Downspouts and Eavestroughs

Project Status: Rolled Forward

Project Type: Transportation - Facilities, Depots and Domes

Region: Blue Mountains

Asset Category: Buildings

Description

Replace aluminum downspouts and eavetroughs at Patrol B Clarksburg as identified in Building Condition Assessments.

Justification

The eave trough and downspouts on the building will have come to the end of the life cycle. This new eave trough and downspouts will prevent water from entering the building by moving it away from the building.Proper eave trough and downspouts prevent water damage to the building. It is important to keep the eave trough in good condition.

10 Year Capital Forecast

	2026	2027	2028	2029	2030	2031	2032	2033	2034	2035	10 Year Total
49400 - Transfer From Reserve	$0	$0	$0	$0	$0	$0	($12,600)	$0	$0	$0	($12,600)
64120 - Purchased Service	$0	$0	$0	$0	$0	$0	$12,600	$0	$0	$0	$12,600
Grand Total	**$0**	**$0**	**$0**	**$0**	**$0**	**$0**	**$0**	**$0**	**$0**	**$0**	**$0**

10 Year Operating Impacts - None

HOU-0060 - Capital Depot Repairs - Miscellaneous

Project Status: Recurring

Project Type: Transportation - Facilities, Depots and Domes

Region: Grey County

Asset Category: Buildings

Description

This project is to fund unexpected repairs of buildings or replacement of a mechanical system that were not on the capital list and occur throughout the year such as a structural repair to a dome entrance.

Justification

Unexpected replacement and repairs of equipment, tools or buildings. For example, replacing an overhead door or structural damage repairs to a sand dome. Failure to complete these repairs will result in more costly repairs. Action Item 1.6 of the County Corporate Strategic Plan indicates that the County should “accelerate the commitment to lifecycle planning for long-term investment in county-owned capital assets.” Replacing building components at the end of their useful life is consistent with this objective.

10 Year Capital Forecast

	2026	2027	2028	2029	2030	2031	2032	2033	2034	2035	10 Year Total
49400 - Transfer From Reserve	($24,400)	($24,900)	($25,400)	($25,900)	($26,400)	($27,000)	($27,500)	($28,100)	($28,700)	($29,300)	($267,600)
63403 - Maintenance of Buildings	$24,400	$24,900	$25,400	$25,900	$26,400	$27,000	$27,500	$28,100	$28,700	$29,300	$267,600
Grand Total	**$0**	**$0**	**$0**	**$0**	**$0**	**$0**	**$0**	**$0**	**$0**	**$0**	**$0**

10 Year Operating Impacts - None

HOU-0061 - Transfer to Reserves - Climate Change Initiatives

Project Status: Recurring

Project Type: Transportation - Facilities, Depots and Domes

Region: Grey County

Asset Category: Non Tangible Capital Asset

Description

This transfer to reserve is to start saving for future climate change initiatives and infrastructure improvements at our facility locations.

Justification

Beginning to save for future climate change initiatives and infrastructure will allow us to build reserves to fund the future projects.

10 Year Capital Forecast

	2026	2027	2028	2029	2030	2031	2032	2033	2034	2035	10 Year Total
69106 - Transfer to Reserve Asset Mgmt	$31,800	$32,400	$33,000	$33,700	$34,400	$35,100	$35,800	$36,500	$37,200	$37,900	$347,800
Grand Total	**$31,800**	**$32,400**	**$33,000**	**$33,700**	**$34,400**	**$35,100**	**$35,800**	**$36,500**	**$37,200**	**$37,900**	**$347,800**

10 Year Operating Impacts - None

HOU-0062 - Transfer to Reserves - Dome/Depot Repairs and Replacement Reserves

Project Status: Recurring

Project Type: Transportation - Facilities, Depots and Domes

Region: Grey County

Asset Category: Non Tangible Capital Asset

Description

Transfer to reserve to fund future facilities, depots and domes capital projects.

Justification

Inconsistencies with annual funding could result from one or more domes needing replacement in future years.

10 Year Capital Forecast

	2026	2027	2028	2029	2030	2031	2032	2033	2034	2035	10 Year Total
69106 - Transfer to Reserve Asset Mgmt	$365,900	$376,700	$387,700	$398,900	$410,300	$421,900	$433,700	$442,400	$451,200	$460,200	$4,148,900
Grand Total	**$365,900**	**$376,700**	**$387,700**	**$398,900**	**$410,300**	**$421,900**	**$433,700**	**$442,400**	**$451,200**	**$460,200**	**$4,148,900**

10 Year Operating Impacts - None

HOU-0063 - Patrol A Chatsworth - Removal of Asbestos

Project Status: Rebudgeted

Project Type: Transportation - Facilities, Depots and Domes

Region: Chatsworth

Asset Category: Building ARO

Description

Abatement of asbestos insulation from roof drain pipes in mechanic's parts room.

Justification

The drain pipe has begun leaking in the past year exposing the asbestos. Therefore a "do not disturb strategy" is no longer viable. Staff are recommending full abatement by a licensed contractor. Full abatement of asbestos from the Patrol A parts room thereby eliminating staff's potential exposure to a known hazardous substance.

10 Year Capital Forecast

	2026	2027	2028	2029	2030	2031	2032	2033	2034	2035	10 Year Total
49400 - Transfer From Reserve	($47,000)	$0	$0	$0	$0	$0	$0	$0	$0	$0	($47,000)
64120 - Purchased Service	$47,000	$0	$0	$0	$0	$0	$0	$0	$0	$0	$47,000
Grand Total	**$0**	**$0**	**$0**	**$0**	**$0**	**$0**	**$0**	**$0**	**$0**	**$0**	**$0**

10 Year Operating Impacts - None

HOU-0066 - Patrol B Kimberley - Winter Dome Decommissioning

Project Status: Rolled Forward - Change

Project Type: Transportation - Facilities, Depots and Domes

Region: Grey Highlands

Asset Category: Buildings

Description

Demolition of the Kimberley Dome which is at end of life and risks structure failure.

Justification

This dome will have reached the end if its life cycle and is beyond repair. The exisiting dome at Clarksburg Depot does not have enough storage to service both TBM and GC forces, which is why Kimberley has been used historically. Therefore, the timing of decommissioning is tied to redevelopment of Clarksburg material storage building to accomodate both GC an TBm requirements. If dome is not demolished, it may collapse. If there were enough storage at Patrol B (Clarksburg), Kimberley would not be required.

10 Year Capital Forecast

	2026	2027	2028	2029	2030	2031	2032	2033	2034	2035	10 Year Total
49400 - Transfer From Reserve	$0	($40,800)	$0	$0	$0	$0	$0	$0	$0	$0	($40,800)
64120 - Purchased Service	$0	$40,800	$0	$0	$0	$0	$0	$0	$0	$0	$40,800
Grand Total	**$0**	**$0**	**$0**	**$0**	**$0**	**$0**	**$0**	**$0**	**$0**	**$0**	**$0**

10 Year Operating Impacts - None

HOU-0067 - Patrol D Dundalk Depot - Renovations

Project Status: New

Project Type: Transportation - Facilities, Depots and Domes

Region: Southgate

Asset Category: Buildings

Description

Operations staff anticipate significant renovations required to the interior of the Dundalk Patrol Depot. This would include but not be limited to washroom, lunchroom, staff area, and furnishings. (2035)

Justification

Given the age of the building, staff anticipate updates to the interior will be warranted.

10 Year Capital Forecast

	2026	2027	2028	2029	2030	2031	2032	2033	2034	2035	10 Year Total
49400 - Transfer From Reserve	$0	$0	$0	$0	$0	$0	$0	$0	$0	($200,000)	($200,000)
64403 - Bldg Contracted Services	$0	$0	$0	$0	$0	$0	$0	$0	$0	$200,000	$200,000
Grand Total	**$0**	**$0**	**$0**	**$0**	**$0**	**$0**	**$0**	**$0**	**$0**	**$0**	**$0**

10 Year Operating Impacts - None

HOU-0068 - Patrol B Clarksburg Depot Renovations

Project Status: New

Project Type: Transportation - Facilities, Depots and Domes

Region: Blue Mountains

Asset Category: Buildings

Description

Renovations at Patrol B CLarksburg as estimated by staff.

Justification

Operations staff anticipate significant renovations required to the interior of the Clarksburg Patrol Depot. This would include but not be limited to washroom, lunchroom, staff area, and furnishings. Given the age of the building, staff anticipate updates to the interior will be warranted.

10 Year Capital Forecast

	2026	2027	2028	2029	2030	2031	2032	2033	2034	2035	10 Year Total
49400 - Transfer From Reserve	$0	$0	$0	$0	$0	$0	$0	$0	$0	($200,000)	($200,000)
64403 - Bldg Contracted Services	$0	$0	$0	$0	$0	$0	$0	$0	$0	$200,000	$200,000
Grand Total	**$0**	**$0**	**$0**	**$0**	**$0**	**$0**	**$0**	**$0**	**$0**	**$0**	**$0**

10 Year Operating Impacts - None

HOU-0069 - Patrol B Clarksburg - Floor Drains

Project Status: New

Project Type: Transportation - Facilities, Depots and Domes

Region: Blue Mountain

Asset Category: Buildings

Description

Replace the floor drains within the shop area at Chatsworth Depot as they are past their useful life.

Justification

Working floor drains are integral to worker safety as they promote a dry floor, minimizing the risk of slips and falls.

10 Year Capital Forecast

	2026	2027	2028	2029	2030	2031	2032	2033	2034	2035	10 Year Total
49400 - Transfer From Reserve	($30,000)	$0	$0	$0	$0	$0	$0	$0	$0	$0	($30,000)
64120 - Purchased Service	$30,000	$0	$0	$0	$0	$0	$0	$0	$0	$0	$30,000
Grand Total	**$0**	**$0**	**$0**	**$0**	**$0**	**$0**	**$0**	**$0**	**$0**	**$0**	**$0**

10 Year Operating Impacts - None

HOU-0070 - Patrol C Ayton - Replace Heat Recovery Ventilators

Project Status: New

Project Type: Transportation - Facilities, Depots and Domes

Region: West Grey

Asset Category: Buildings

Description

Four (4) heat recovery ventilators are hung from the ceilings throughout the building. One (1) unit works to serve the office area and is found in the mechanical room (M/N: HRV3-200; S/N: NEAB 050610941). The other three (3) units are installed in the main garage. Due to their location, a data tag could not be viewed. The units work to filter and exhaust stale air while also re-introducing fresh, conditioned air back into the building to reduce the workload of the primary heating system. The units are all in good working condition. An allowance for lifecycle replacement has been included in 2034 for financial purposes.

Justification

2021 Walterfeddy Building Condition Assessment

10 Year Capital Forecast

	2026	2027	2028	2029	2030	2031	2032	2033	2034	2035	10 Year Total
49400 - Transfer From Reserve	$0	$0	$0	$0	$0	$0	$0	$0	($26,900)	$0	($26,900)
64120 - Purchased Service	$0	$0	$0	$0	$0	$0	$0	$0	$26,900	$0	$26,900
Grand Total	**$0**	**$0**	**$0**	**$0**	**$0**	**$0**	**$0**	**$0**	**$0**	**$0**	**$0**

10 Year Operating Impacts - None

Machinery & Equipment Capital Summary
2026 Budget

Revenues

	2025 Budget	2025 Year End Projection	2026 Budget	2026 vs 2025 Budget	2027 Projection	2027 vs 2026 Budget
49300 - Sale of Assets	($270,500)	($432,100)	($295,200)	($24,700)	($109,600)	$185,600
49400 - Transfer From Reserve	($2,643,200)	($712,900)	($3,405,000)	($761,800)	($972,400)	$2,432,600
Grand Total	**($2,913,700)**	**($1,145,000)**	**($3,700,200)**	**($786,500)**	**($1,082,000)**	**$2,618,200**

Other Expenses

	2025 Budget	2025 Year End Projection	2026 Budget	2026 vs 2025 Budget	2027 Projection	2027 vs 2026 Budget
63070 - Other Materials & Services	$8,000	$8,000	$8,000	$0	$8,200	$200
63702 - Equipment Costs/Rentals	$2,905,700	$771,300	$3,692,200	$786,500	$1,073,800	($2,618,400)
Grand Total	**$2,913,700**	**$779,300**	**$3,700,200**	**$786,500**	**$1,082,000**	**($2,618,200)**

Net Levy

	2025 Budget	2025 Year End Projection	2026 Budget	2026 vs 2025 Budget	2027 Projection	2027 vs 2026 Budget
Machinery & Equipment Summary	$0	($365,700)	$0	$0	$0	$0

Machinery & Equipment Capital Projects - 2026 - 2028 Total Expenditures

	2026	2027	2028	3 Year Total
MOP-0001 - Purchase of Tandem Trucks	$2,210,100	$0	$996,000	$3,206,100
MOP-0002 - Purchase of Half-Ton Trucks	$374,200	$218,400	$238,800	$831,400
MOP-0005 - Purchase of Bridge Crew Utility Vehicles	$0	$156,100	$0	$156,100
MOP-0006 - Purchase of Trailers	$0	$26,000	$9,000	$35,000
MOP-0007 - Purchase of Tractor with Loader, Mower, Sweeper	$0	$193,800	$197,700	$391,500
MOP-0008 - Purchase of Brush Chipper	$0	$0	$132,800	$132,800
MOP-0011 - Purchase of Graders	$663,000	$0	$0	$663,000
MOP-0012 - Purchase of One-ton Trucks	$230,000	$241,600	$0	$471,600
MOP-0013 - Purchase of Three-Quarter-ton Truck	$0	$85,000	$231,800	$316,800
MOP-0014 - Purchase of Sign Shop Printer	$0	$0	$20,000	$20,000
MOP-0017 - Non-Licensed Equipment	$83,600	$85,300	$87,000	$255,900
MOP-0018 - Equipment Innovation and Accessories/Attachments	$66,300	$67,600	$69,000	$202,900
MOP-0019 - Auction Fees	$8,000	$8,200	$8,400	$24,600
MOP-0020 - Ontario Works Passenger Vans	$65,000	$0	$0	$65,000
Grand Total	**$3,700,200**	**$1,082,000**	**$1,990,500**	**$6,772,700**

MOP-0001 - Purchase of Tandem Trucks

Project Status: Rebudgeted

Project Type: Transportation - Machinery and Equipment

Region: Grey County

Asset Category: Vehicles

Description

For replacement Tandem Dumptruck/Snowplows over the next 10 years on an estimated 12-year lifecycle.

Justification

There are 21 Tandems and 2 Roll Off Tandems in the County's Fleet spread out at various locations throughout our Patrols, each averaging 10,000km per year. At the 12 year mark, these vehicles have approximately 120,000km. Equipment condition rating and functionality of each unit is assessed annually prior to recommendations being made for replacement of the equipment. The overall usage, maintenance history, and projected future costs are also considered. Deferring the replacement of vehicles and equipment beyond a certain point actually causes total vehicle costs to rise, making a fleet more costly, not cheaper to own and operate. In this case, the consequence would be increased repair costs and downtime.

10 Year Capital Forecast

	2026	2027	2028	2029	2030	2031	2032	2033	2034	2035	10 Year Total
49300 - Sale of Assets	($123,800)	$0	($52,000)	($53,000)	($54,000)	($55,000)	($56,200)	($128,600)	($58,600)	$0	($581,200)
49400 - Transfer From Reserve	($2,086,300)	$0	($944,000)	($963,000)	($982,400)	($1,002,200)	($1,022,200)	($1,359,200)	($1,063,400)	$0	($9,422,700)
63702 - Equipment Costs/Rentals	$2,210,100	$0	$996,000	$1,016,000	$1,036,400	$1,057,200	$1,078,400	$1,487,800	$1,122,000	$0	$10,003,900
Grand Total	**$0**	**$0**	**$0**	**$0**	**$0**	**$0**	**$0**	**$0**	**$0**	**$0**	**$0**

10 Year Operating Impacts - None

MOP-0002 - Purchase of Half-Ton Trucks

Project Status: Recurring

Project Type: Transportation - Machinery and Equipment

Region: Grey County

Asset Category: Vehicles

Description

For replacement of half-ton pickup trucks over the next 10 years on an estimated 7-year lifecycle.

Justification

There are 20 Half Tons in the County's Fleet spread out at various locations throughout our Patrols, each averaging 45,000km per year. At the 7 year mark, these vehicles have approximately 315,000km. Equipment condition rating and functionality of each unit is assessed annually prior to recommendations being made for replacement of the equipment. The overall usage, maintenance history, and projected future costs are also considered. Deferring the replacement of vehicles and equipment beyond a certain point actually causes total vehicle costs to rise, making a fleet more costly, not cheaper to own and operate. In this case, the consequence would be increased repair costs and downtime.

10 Year Capital Forecast

	2026	2027	2028	2029	2030	2031	2032	2033	2034	2035	10 Year Total
49300 - Sale of Assets	($24,000)	($24,600)	($25,200)	($34,400)	($17,600)	($18,000)	($39,400)	($33,200)	($10,200)	($19,600)	($246,200)
49400 - Transfer From Reserve	($350,200)	($193,800)	($213,600)	($290,400)	($148,000)	($151,000)	($305,400)	($318,400)	($169,200)	($163,400)	($2,303,400)
63702 - Equipment Costs/Rentals	$374,200	$218,400	$238,800	$324,800	$165,600	$169,000	$344,800	$351,600	$179,400	$183,000	$2,549,600
Grand Total	**$0**	**$0**	**$0**	**$0**	**$0**	**$0**	**$0**	**$0**	**$0**	**$0**	**$0**

10 Year Operating Impacts - None

MOP-0003 - Purchase of Payloaders

Project Status: Recurring

Project Type: Transportation - Machinery and Equipment

Region: Grey County

Asset Category: Machinery & Equipment

Description

For replacement of payloaders over the next 10 years on an estimated 15-year lifecycle.

Justification

There are four Payloaders in the County's Fleet, each averaging 190 hours per year. At the 12 year mark, these loaders have approximately 2,300 hours. Equipment condition rating and functionality of each unit is assessed annually prior to recommendations being made for replacement of the equipment. The overall usage, maintenance history, and projected future costs are also considered. Deferring the replacement of vehicles and equipment beyond a certain point actually causes total vehicle costs to rise, making a fleet more costly, not cheaper to own and operate. In this case, the consequence would be increased repair costs and downtime.

10 Year Capital Forecast

	2026	2027	2028	2029	2030	2031	2032	2033	2034	2035	10 Year Total
49300 - Sale of Assets	$0	$0	$0	$0	$0	($73,200)	$0	$0	$0	($79,300)	($152,500)
49400 - Transfer From Reserve	$0	$0	$0	$0	$0	($366,000)	$0	$0	$0	($567,500)	($933,500)
63702 - Equipment Costs/Rentals	$0	$0	$0	$0	$0	$439,200	$0	$0	$0	$646,800	$1,086,000
Grand Total	**$0**	**$0**	**$0**	**$0**	**$0**	**$0**	**$0**	**$0**	**$0**	**$0**	**$0**

10 Year Operating Impacts - None

MOP-0005 - Purchase of Bridge Crew Utility Vehicles

Project Status: Recurring

Project Type: Transportation - Machinery and Equipment

Region: Grey County

Asset Category: Vehicles

Description

For replacement of Bridge Crew 5-ton utility truck and one-ton truck over the next 10 years on an estimated 12-year lifecycle.

Justification

The Bridge Crew Utility uses a 5-ton truck with storage compartment, similar to a U-Haul truck, used for transporting materials and supplies, as well as enough cab room to transport the crew to and from job sites located all over the County. It also uses a one-ton truck with crew cab and crane attachment for moving crew and heavy objects.

10 Year Capital Forecast

	2026	2027	2028	2029	2030	2031	2032	2033	2034	2035	10 Year Total
49300 - Sale of Assets	$0	($12,800)	$0	$0	$0	$0	$0	($18,500)	$0	$0	($31,300)
49400 - Transfer From Reserve	$0	($143,300)	$0	$0	$0	$0	$0	($179,600)	$0	$0	($322,900)
63702 - Equipment Costs/Rentals	$0	$156,100	$0	$0	$0	$0	$0	$198,100	$0	$0	$354,200
Grand Total	**$0**	**$0**	**$0**	**$0**	**$0**	**$0**	**$0**	**$0**	**$0**	**$0**	**$0**

10 Year Operating Impacts - None

MOP-0006 - Purchase of Trailers

Project Status: Rolled Forward

Project Type: Transportation - Machinery and Equipment

Region: Grey County

Asset Category: Machinery & Equipment

Description

For replacement of trailers over the next 10 years on an estimated 15-year lifecycle.

Justification

There are three trailers in the County's Fleet that are replaced approximately every 15 years. Equipment condition rating and functionality of each unit is assessed annually prior to recommendations being made for replacement of the equipment. The overall usage, maintenance history, and projected future costs are also considered. Deferring the replacement of vehicles and equipment beyond a certain point actually causes total vehicle costs to rise, making a fleet more costly, not cheaper to own and operate. In this case, the consequence would be increased repair costs and downtime.

10 Year Capital Forecast

	2026	2027	2028	2029	2030	2031	2032	2033	2034	2035	10 Year Total
49300 - Sale of Assets	$0	($1,000)	$0	$0	$0	$0	$0	$0	$0	$0	($1,000)
49400 - Transfer From Reserve	$0	($25,000)	($9,000)	$0	$0	$0	$0	$0	$0	$0	($34,000)
63702 - Equipment Costs/Rentals	$0	$26,000	$9,000	$0	$0	$0	$0	$0	$0	$0	$35,000
Grand Total	**$0**	**$0**	**$0**	**$0**	**$0**	**$0**	**$0**	**$0**	**$0**	**$0**	**$0**

10 Year Operating Impacts - None

MOP-0007 - Purchase of Tractor with Loader, Mower, Sweeper

Project Status: Recurring

Project Type: Transportation - Machinery and Equipment

Region: Grey County

Asset Category: Vehicles

Description

For replacement of tractors over the next 10 years on an estimated 12-year lifecycle. The tractor purchase will include a power broom and mower.

Justification

There are four Tractors in the County's Fleet, each averaging 250 hours per year. At the 12 year mark, these tractors have approximately 3,000 hours. Equipment condition rating and functionality of each unit is assessed annually prior to recommendations being made for replacement of the equipment. The overall usage, maintenance history, and projected future costs are also considered. Deferring the replacement of vehicles and equipment beyond a certain point actually causes total vehicle costs to rise, making a fleet more costly, not cheaper to own and operate. In this case, the consequence would be increased repair costs and downtime.

10 Year Capital Forecast

	2026	2027	2028	2029	2030	2031	2032	2033	2034	2035	10 Year Total
49300 - Sale of Assets	$0	($17,400)	($17,700)	$0	$0	($18,900)	$0	$0	$0	$0	($54,000)
49400 - Transfer From Reserve	$0	($176,400)	($180,000)	$0	$0	($290,800)	$0	$0	$0	$0	($647,200)
63702 - Equipment Costs/Rentals	$0	$193,800	$197,700	$0	$0	$309,700	$0	$0	$0	$0	$701,200
Grand Total	**$0**	**$0**	**$0**	**$0**	**$0**	**$0**	**$0**	**$0**	**$0**	**$0**	**$0**

10 Year Operating Impacts - None

MOP-0008 - Purchase of Brush Chipper

Project Status: Recurring

Project Type: Transportation - Machinery and Equipment

Region: Grey County

Asset Category: Machinery & Equipment

Description

This project is to purchase a brush chipper. It is important for the safety of the staff to have proper working equipment especially a brush chipper.

Justification

There are two Brush Chippers in the County's Fleet that are replaced approximately every 10 years. Equipment condition rating and functionality of each unit is assessed annually prior to recommendations being made for replacement of the equipment. The overall usage, maintenance history, and projected future costs are also considered. Deferring the replacement of vehicles and equipment beyond a certain point actually causes total vehicle costs to rise, making a fleet more costly, not cheaper to own and operate. In this case, the consequence would be increased repair costs and downtime.

10 Year Capital Forecast

	2026	2027	2028	2029	2030	2031	2032	2033	2034	2035	10 Year Total
49300 - Sale of Assets	$0	$0	($8,500)	$0	$0	$0	$0	$0	($58,300)	$0	($66,800)
49400 - Transfer From Reserve	$0	$0	($124,300)	$0	$0	$0	$0	$0	($136,100)	$0	($260,400)
63702 - Equipment Costs/Rentals	$0	$0	$132,800	$0	$0	$0	$0	$0	$194,400	$0	$327,200
Grand Total	**$0**	**$0**	**$0**	**$0**	**$0**	**$0**	**$0**	**$0**	**$0**	**$0**	**$0**

10 Year Operating Impacts - None

MOP-0009 - Purchase of Skid Steer

Project Status: Rolled Forward

Project Type: Transportation - Machinery and Equipment

Region: Grey County

Asset Category: Vehicles

Description

For replacement of skid steers over the next 10 years on an estimated 17-year lifecycle.

Justification

There are two Skid Steers in the County's Fleet. Equipment condition rating and functionality of each unit is assessed annually prior to recommendations being made for replacement of the equipment. The overall usage, maintenance history, and projected future costs are also considered. Deferring the replacement of vehicles and equipment beyond a certain point actually causes total vehicle costs to rise, making a fleet more costly, not cheaper to own and operate. In this case, the consequence would be increased repair costs and downtime.

10 Year Capital Forecast

	2026	2027	2028	2029	2030	2031	2032	2033	2034	2035	10 Year Total
49300 - Sale of Assets	$0	$0	$0	$0	($14,000)	$0	$0	$0	$0	$0	($14,000)
49400 - Transfer From Reserve	$0	$0	$0	$0	($247,900)	$0	$0	$0	$0	$0	($247,900)
63702 - Equipment Costs/Rentals	$0	$0	$0	$0	$261,900	$0	$0	$0	$0	$0	$261,900
Grand Total	**$0**	**$0**	**$0**	**$0**	**$0**	**$0**	**$0**	**$0**	**$0**	**$0**	**$0**

10 Year Operating Impacts - None

MOP-0011 - Purchase of Graders

Project Status: Recurring

Project Type: Transportation - Machinery and Equipment

Region: Grey County

Asset Category: Machinery & Equipment

Description

For replacement of graders over the next 10 years on an estimated 17-year lifecycle.

Justification

There are three Graders in the County's Fleet, each averaging 190 hours per year. At the 12 year mark, these graders have approximately 2,300 hours. Equipment condition rating and functionality of each unit is assessed annually prior to recommendations being made for replacement of the equipment. The overall usage, maintenance history, and projected future costs are also considered. Deferring the replacement of vehicles and equipment beyond a certain point actually causes total vehicle costs to rise, making a fleet more costly, not cheaper to own and operate. In this case, the consequence would be increased repair costs and downtime.

10 Year Capital Forecast

	2026	2027	2028	2029	2030	2031	2032	2033	2034	2035	10 Year Total
49300 - Sale of Assets	($101,300)	$0	$0	$0	$0	$0	$0	($50,700)	$0	$0	($152,000)
49400 - Transfer From Reserve	($561,700)	$0	$0	$0	$0	$0	$0	($370,400)	$0	$0	($932,100)
63702 - Equipment Costs/Rentals	$663,000	$0	$0	$0	$0	$0	$0	$421,100	$0	$0	$1,084,100
Grand Total	**$0**	**$0**	**$0**	**$0**	**$0**	**$0**	**$0**	**$0**	**$0**	**$0**	**$0**

10 Year Operating Impacts - None

MOP-0012 - Purchase of One-ton Trucks

Project Status: Recurring

Project Type: Transportation - Machinery and Equipment

Region: Grey County

Asset Category: Vehicles

Description

For replacement of graders over the next 10 years on an estimated 12-year lifecycle.

Justification

There are four, One-ton Trucks in the County's Fleet, each averaging 20,500km per year. At the 10 year mark, these vehicles have approximately 205,000km. Equipment condition rating and functionality of each unit is assessed annually prior to recommendations being made for replacement of the equipment. The overall usage, maintenance history, and projected future costs are also considered. Deferring the replacement of vehicles and equipment beyond a certain point actually causes total vehicle costs to rise, making a fleet more costly, not cheaper to own and operate. In this case, the consequence would be increased repair costs and downtime.

10 Year Capital Forecast

	2026	2027	2028	2029	2030	2031	2032	2033	2034	2035	10 Year Total
49300 - Sale of Assets	($42,800)	($43,600)	$0	$0	$0	$0	$0	$0	$0	$0	($86,400)
49400 - Transfer From Reserve	($187,200)	($198,000)	$0	$0	$0	$0	$0	$0	$0	$0	($385,200)
63702 - Equipment Costs/Rentals	$230,000	$241,600	$0	$0	$0	$0	$0	$0	$0	$0	$471,600
Grand Total	**$0**	**$0**	**$0**	**$0**	**$0**	**$0**	**$0**	**$0**	**$0**	**$0**	**$0**

10 Year Operating Impacts - None

MOP-0013 - Purchase of Three-Quarter-ton Truck

Project Status: Recurring

Project Type: Transportation - Machinery and Equipment

Region: Grey County

Asset Category: Vehicles

Description

For replacement of graders over the next 10 years on an estimated 10-year lifecycle.

Justification

There are three, Three-Quarter Tons in the County's Fleet spread out at various locations throughout our Patrols, each averaging 28,500km per year. At the 10 year mark, these vehicles have approximately 285,000km. Equipment condition rating and functionality of each unit is assessed annually prior to recommendations being made for replacement of the equipment. The overall usage, maintenance history, and projected future costs are also considered. Deferring the replacement of vehicles and equipment beyond a certain point actually causes total vehicle costs to rise, making a fleet more costly, not cheaper to own and operate. In this case, the consequence would be increased repair costs and downtime.

10 Year Capital Forecast

	2026	2027	2028	2029	2030	2031	2032	2033	2034	2035	10 Year Total
49300 - Sale of Assets	$0	($10,200)	($16,800)	$0	$0	$0	($22,400)	$0	$0	$0	($49,400)
49400 - Transfer From Reserve	$0	($74,800)	($215,000)	$0	$0	$0	($228,600)	$0	$0	$0	($518,400)
63702 - Equipment Costs/Rentals	$0	$85,000	$231,800	$0	$0	$0	$251,000	$0	$0	$0	$567,800
Grand Total	**$0**	**$0**	**$0**	**$0**	**$0**	**$0**	**$0**	**$0**	**$0**	**$0**	**$0**

10 Year Operating Impacts - None

MOP-0014 - Purchase of Sign Shop Printer

Project Status: Rolled Forward

Project Type: Transportation - Machinery and Equipment

Region: Grey County

Asset Category: Machinery & Equipment

Description

This project is for the purchase of a printer for the Grey County sign shop. Using a high quality printer the sign shop is able to print a variety of material such as billboards, vehicle wraps and various types of signs.

Justification

The printer is used to make high quality printed signs, logs and maps. The printed materials are used for signs on Grey County roads (Transportation), as well as high quality maps (Administration/Engineering), proposed development signage (Planning), and full colour signs and logos (Transportation/Tourism/EMS). New printers use water based technology that is odorless compared to being exposed to the solvent based inks that need a ventilation system. Drying time is reduced which increases productivity. The consequence of not replacing this printer could include expensive repairs, quality issues, and increased production costs.

10 Year Capital Forecast

	2026	2027	2028	2029	2030	2031	2032	2033	2034	2035	10 Year Total
49300 - Sale of Assets	$0	$0	($1,500)	$0	$0	$0	$0	$0	$0	($1,900)	($3,400)
49400 - Transfer From Reserve	$0	$0	($18,500)	$0	$0	$0	$0	$0	$0	($20,900)	($39,400)
63702 - Equipment Costs/Rentals	$0	$0	$20,000	$0	$0	$0	$0	$0	$0	$22,800	$42,800
Grand Total	**$0**	**$0**	**$0**	**$0**	**$0**	**$0**	**$0**	**$0**	**$0**	**$0**	**$0**

10 Year Operating Impacts - None

MOP-0015 - Purchase of Loader Backhoes

Project Status: Rolled Forward

Project Type: Transportation - Machinery and Equipment

Region: Grey County

Asset Category: Machinery & Equipment

Description

For replacement of Loader Backhoes over the next 10 years on an estimated 12-year lifecycle.

Justification

There are four Loader Backhoes in the County's Fleet, each averaging 190 hours per year. At the 12 year mark, these backhoes have approximately 2,300 hours. Equipment condition rating and functionality of each unit is assessed annually prior to recommendations being made for replacement of the equipment. The overall usage, maintenance history, and projected future costs are also considered. Deferring the replacement of vehicles and equipment beyond a certain point actually causes total vehicle costs to rise, making a fleet more costly, not cheaper to own and operate. In this case, the consequence would be increased repair costs and downtime.

10 Year Capital Forecast

	2026	2027	2028	2029	2030	2031	2032	2033	2034	2035	10 Year Total
49300 - Sale of Assets	$0	$0	$0	($35,100)	($35,800)	($36,500)	$0	$0	($38,700)	$0	($146,100)
49400 - Transfer From Reserve	$0	$0	$0	($155,800)	($161,800)	($168,000)	$0	$0	($256,100)	$0	($741,700)
63702 - Equipment Costs/Rentals	$0	$0	$0	$190,900	$197,600	$204,500	$0	$0	$294,800	$0	$887,800
Grand Total	**$0**	**$0**	**$0**	**$0**	**$0**	**$0**	**$0**	**$0**	**$0**	**$0**	**$0**

10 Year Operating Impacts - None

MOP-0016 - Purchase of Sign Shop Plotter

Project Status: Rolled Forward

Project Type: Transportation - Machinery and Equipment

Region: Grey County

Asset Category: Machinery & Equipment

Description

For replacement of Sign Shop plotter over the next 10 years on an estimated 12-year lifecycle.

Justification

The plotter is used to create signs, logos and decals. It is needed to create Grey County road signs, civic address signs, as well as signs for other departments and municipalities within the County of Grey. Consequences of not replacing this machine include sign quality issues, expensive repairs and production delays. Timely sign replacement is critical to reducing Grey County road liability claims.

10 Year Capital Forecast

	2026	2027	2028	2029	2030	2031	2032	2033	2034	2035	10 Year Total
49300 - Sale of Assets	$0	$0	$0	$0	$0	($800)	$0	$0	$0	$0	($800)
49400 - Transfer From Reserve	$0	$0	$0	$0	$0	($14,200)	$0	$0	$0	$0	($14,200)
63702 - Equipment Costs/Rentals	$0	$0	$0	$0	$0	$15,000	$0	$0	$0	$0	$15,000
Grand Total	**$0**	**$0**	**$0**	**$0**	**$0**	**$0**	**$0**	**$0**	**$0**	**$0**	**$0**

10 Year Operating Impacts - None

MOP-0017 - Non-Licensed Equipment

Project Status: Recurring

Project Type: Transportation - Machinery and Equipment

Region: Grey County

Asset Category: Machinery & Equipment

Description

This project is for the replacement of small tools such as weed eaters, pumps, concrete saws etc. The county will be transitioning to battery run equipment whenever possible to reduce greenhouse gases.

Justification

Equipment condition rating and functionality of each unit is assessed annually and assigned a rating of good, fair or poor prior to recommendations being made for replacement of the equipment. The overall usage, maintenance history, and projected future costs are also considered. Deferring the replacement of vehicles and equipment beyond a certain point actually causes total vehicle costs to rise, making a fleet more costly, not cheaper to own and operate. In this case, the consequence would be increased repair costs and downtime. Deferring the replacement of vehicles and equipment also poses health and safety risks to the users of poor equipment. Equipment that is being replaced is sold on GovDeals.

10 Year Capital Forecast

	2026	2027	2028	2029	2030	2031	2032	2033	2034	2035	10 Year Total
49400 - Transfer From Reserve	($83,600)	($85,300)	($87,000)	($88,700)	($90,500)	($92,300)	($94,100)	($96,000)	($97,900)	($99,900)	($915,300)
63702 - Equipment Costs/Rentals	$83,600	$85,300	$87,000	$88,700	$90,500	$92,300	$94,100	$96,000	$97,900	$99,900	$915,300
Grand Total	**$0**	**$0**	**$0**	**$0**	**$0**	**$0**	**$0**	**$0**	**$0**	**$0**	**$0**

10 Year Operating Impacts - None

MOP-0018 - Equipment Innovation and Accessories/Attachments

Project Status: Recurring

Project Type: Transportation - Machinery and Equipment

Region: Grey County

Asset Category: Machinery & Equipment

Description

This project is to fund the purchase of innovative or new attachments and accessories for major pieces of equipment.

Justification

Researching and finding new innovative accessories for equipment enhances our ability to provide high levels of services and enhance the health and safety of equipment being used.

10 Year Capital Forecast

	2026	2027	2028	2029	2030	2031	2032	2033	2034	2035	10 Year Total
49400 - Transfer From Reserve	($66,300)	($67,600)	($69,000)	($70,400)	($71,800)	($73,200)	($74,700)	($76,200)	($77,700)	($79,300)	($726,200)
63702 - Equipment Costs/Rentals	$66,300	$67,600	$69,000	$70,400	$71,800	$73,200	$74,700	$76,200	$77,700	$79,300	$726,200
Grand Total	**$0**	**$0**	**$0**	**$0**	**$0**	**$0**	**$0**	**$0**	**$0**	**$0**	**$0**

10 Year Operating Impacts - None

MOP-0019 - Auction Fees

Project Status: Rolled Forward

Project Type: Transportation - Machinery and Equipment

Region: Grey County

Asset Category: Non Tangible Capital Asset

Description

Fees related to the sale of used equipment.

Justification

10 Year Capital Forecast

	2026	2027	2028	2029	2030	2031	2032	2033	2034	2035	10 Year Total
49400 - Transfer From Reserve	($8,000)	($8,200)	($8,400)	($8,600)	($8,800)	($9,000)	($9,200)	($9,400)	($9,600)	($9,800)	($89,000)
63070 - Other Materials & Services	$8,000	$8,200	$8,400	$8,600	$8,800	$9,000	$9,200	$9,400	$9,600	$9,800	$89,000
Grand Total	**$0**	**$0**	**$0**	**$0**	**$0**	**$0**	**$0**	**$0**	**$0**	**$0**	**$0**

10 Year Operating Impacts - None

MOP-0020 - Ontario Works Passenger Vans

Project Status: Rolled Forward

Project Type: Transportation - Machinery and Equipment

Region: Grey County

Asset Category: Vehicles

Description

Replacement schedule for Ontario Works passenger vans over the next 10 years; 2026 - 1 Ontario Works Van.

Justification

Equipment condition rating and functionality of each unit is assessed annually prior to recommendations being made for replacement of the equipment. The overall usage, maintenance history, and projected future costs are also considered. Deferring the replacement of vehicles and equipment beyond a certain point actually causes total vehicle costs to rise, making a fleet more costly, not cheaper to own and operate. In this case, the consequence would be increased repair costs and downtime.

10 Year Capital Forecast

	2026	2027	2028	2029	2030	2031	2032	2033	2034	2035	10 Year Total
49300 - Sale of Assets	($3,300)	$0	$0	$0	$0	$0	($3,900)	$0	$0	$0	($7,200)
49400 - Transfer From Reserve	($61,700)	$0	$0	$0	$0	$0	($84,000)	$0	$0	$0	($145,700)
63702 - Equipment Costs/Rentals	$65,000	$0	$0	$0	$0	$0	$87,900	$0	$0	$0	$152,900
Grand Total	**$0**	**$0**	**$0**	**$0**	**$0**	**$0**	**$0**	**$0**	**$0**	**$0**	**$0**

10 Year Operating Impacts - None